



BT-2A



PARTS CATALOGUE

B 250. 275 - 324

McCORMICK

INTERNATIONAL

Model B-414

B-414

TRACTOR

DIESEL AND PETROL MODELS

INTERNATIONAL HARVESTER COMPANY OF GREAT BRITAIN LIMITED

259 CITY ROAD, LONDON, E.C.1

The Importance of ADEQUATE PARTS and SERVICE



The wise purchaser of a new machine gives consideration to the following factors :

- 1. Original quality*
- 2. Availability of service parts*
- 3. Availability of adequate service facilities*

In many cases the machine becomes the only means of performing certain tasks that must be done in a limited period of time. Wear and even breakage of parts are to be expected due to operating conditions. However, the user can still be assured of getting his work done on time if service parts and adequate service facilities are available.

International Construction Equipment Distributors make every effort to provide good service and maintain a completely adequate stock of service parts.

BT-2A PARTS CATALOGUE

**McCORMICK
INTERNATIONAL**

B-414 TRACTOR

DIESEL AND PETROL
MODELS

The black tabs shown on the right side of this page line up with the corresponding tabs in the catalogue.

This catalogue supersedes BT-2 and Revision No. 1 Parts Catalogue which should be destroyed.

**INTERNATIONAL HARVESTER COMPANY
OF GREAT BRITAIN LIMITED**

259 CITY ROAD, LONDON, E.C.1

GROUP
INDEX

DIESEL
ENGINE

1

PETROL
ENGINE

2

ELECTRICAL
SYSTEM

3

CHASSIS


4

HYDRAULIC
ATTACHMENT

5

ATTACHMENT

6



INTRODUCTION

The following is a brief summary of the system used in compiling this catalogue. It is to your advantage to carefully study this summary.

(1) GENERAL: This catalogue is divided into individual groups as indicated on the key page. The thumb tabs on this page directs the user of the catalogue to the index page for each particular group. This catalogue is also divided into four separate sections. Introductory pages, Indexes to Units, Illustrations and Parts Lists and Numerical Index.

(2) INDEXES: There are three type of Indexes in this catalogue:-

- A. Group Index in the front of the catalogue.
- B. Separate group Indexes to Units.
- C. Numerical Index of Part Numbers at the end of the catalogue.

NOTE: It is important that you refer frequently to the Index to Units. Failure to do so will result in not being able to locate the proper unit.

(3) ILLUSTRATION: The exploded view method is used to illustrate the parts.

The "Exploded View" of each unit shows the individual parts clearly and in their normal relationship to one another. This makes it easy to locate parts, whether they are ordered by description or by part numbers. Reference numbers only are shown in each illustration. These numbers correspond to those in the reference number column in the list of parts associated with each "Exploded View". Reference numbers usually start and continue in a clockwise order wherever possible. Un-numbered parts are the same as corresponding parts with reference numbers shown elsewhere in the illustration.

CAUTION: Reference numbers should not be used when ordering parts, always use I.H. part numbers and description when ordering.

(4) PARTS LIST: The parts lists, following the individual Index to Units is divided into groups or units.

- A. Description of unit by name.
- B. Exploded view of units.
- C. List of individual service parts and assemblies keyed to the exploded views for easy identification.
- D. Description of service parts, with information as needed to cover serial numbers (if any).
- E. Quantity of each individual part, used in the unit as illustrated.

Throughout this catalogue the term "Front" indicates the radiator end and "Rear" indicates the drawbar end of the Tractor. Whenever the terms "Right" and "Left" are used it should be understood to mean from a rear position looking towards the radiator end.

(5) PART NUMBERS: In cases where the part number suffix letters have been advanced the new part will replace the old unless otherwise indicated. When "R" suffix is used R2 will work for R1, R12 will work for R11, R21 will work for R11 and R92 will work for R91.

(6) ASSEMBLIES AND ATTACHMENTS: Whenever possible the component parts of assemblies or attachments are shown in the "Exploded Views" by the use of brackets or arrows. Component parts or attachments are listed by one of the following methods. For simple assemblies or attachments the listing is fully covered by description. A second method used for assemblies or attachments containing four or more parts is to show the listing of the component parts immediately following the assembly as comprising (...). A third method used for assemblies and attachments consisting of many parts is to list the assembly or attachment number at the beginning of the list, then, all the component parts (including the attaching parts) are listed in these unit lists. Any

INTRODUCTION - continued

exception to these methods will be explained by notes.

In cases where the individual parts of an assembly are not available for service, those parts are indicated. In some instances, such individual parts are shown in "Units list" with a notation giving the part number which is to be used when ordering.

(7) STANDARD PARTS: The "Attaching" items such as standard bolts, screws, nuts, etc. are indented and listed under the respective individual parts with which they are used.

They should be ordered by "Part Number", description and size, as they are not component parts of the pieces they attach. Threads on the "Attaching" items are U.N.C. unless otherwise stated.

(8) SERIAL NUMBERS: Engine serial numbers are stamped on a pad on the right side of the engine crankcase. The chassis (or tractor) serial numbers are stamped on the name plate on the right side of the clutch housing.

INSTRUCTIONS FOR ORDERING PARTS

(a) All parts orders should be placed with the local IH dealer.

(b) When ordering parts, give the IH part number, including suffix or prefix letters. To facilitate identification of these parts, "Serial Numbers" assigned to machines, if any, should be furnished.

(c) Parts should be ordered on the standard parts order blank. The parts should be stamped in sequence by part number to facilitate service on orders at the parts depot.

(d) Claims for shortage or error in the handling of an order for parts must be made upon receipt of goods.

It is the policy of International Harvester Company to improve its products whenever it is possible and practical to do so.

We reserve the right to make changes or add improvements in the design or construction of parts at any time without incurring the obligation to install such changes on tractors previously delivered.



BD-154

D I E S E L E N G I N E

3-1/2" x 4, 4 CYLINDER

INDEX TO UNITS

Description	Page	Description	Page
Camshaft	5	Housing, thermostat	27
Cover, crankcase front	7	Lubrication , system	20
Valve	3	Manifolds, exhaust	4
Crankcase	7	Intake	4
Crankshaft	10	Pan, oil, crankcase	7
Engine, service	2	Packages, engine gasket.....	28
Fan	26	Valve grinding.....	28
Filter, fuel assy.....	17	Pistons	10
Lubricating oil	22	Pump, fuel feed	18
Flywheel	10	Lubricating oil.....	20
Fuel, injection system	13	Water	26
Pump, fuel injection	15	Rods, connecting	10
Head, cylinder	3	Sleeves, cylinder.....	11
		Thermostat	27
		Valve, mechanism	5



SERVICE ENGINE

McCORMICK INTERNATIONAL B-414 TRACTOR

Standard production engine less the following parts

3049 390 R91 3-1/2" x 4" 4 Cylinder (BD-154) Diesel (D. P. A.)

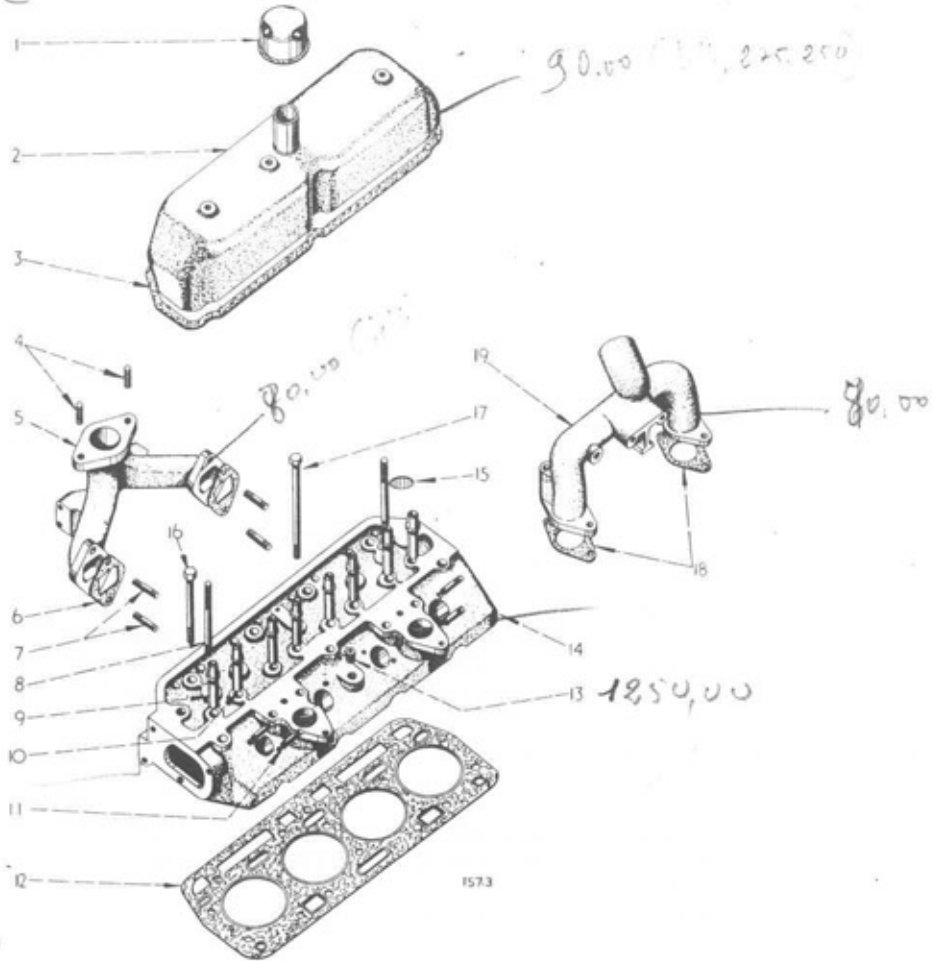
BLADE, fan, assy.
BOLT, banjo, fuel filter
BOLT, banjo, fuel feed pump
CLIP, injection pipe
CLIP, fuel pipe
FILTER, fuel, cpte.
FLYWHEEL, w/Ring Gear
GASKET, injection pump
GASKET, fuel feed pump
PAD, injection pipe clip
PIPE, fuel- filter to inj. pump cpte.
PIPE, fuel- filter air bleed to return pipe cpte.
PIPE, fuel- spill pipe, cpte.
PIPE, fuel- feed pump to filters
PIPE, fuel excess- inj. pump to filters, cpte.
PIPE, injection, cpte. Nos. 1, 2, 3 and 4
PUMP, fuel feed cpte.
PUMP, fuel injection. D. P. A.
SEAL, governor
SCREW, connection
WASHER, banjo bolt, fuel filter
WASHER, banjo bolt, fuel feed pump



Release 324

(715 102 R1)

800 comp. /
750. Nive



3275
Comp. 835,00
Nive 800,00
GEL 300,00

Part Number	Ref. No.	Description	Serial Number	No. Req'd.
-------------	----------	-------------	---------------	------------

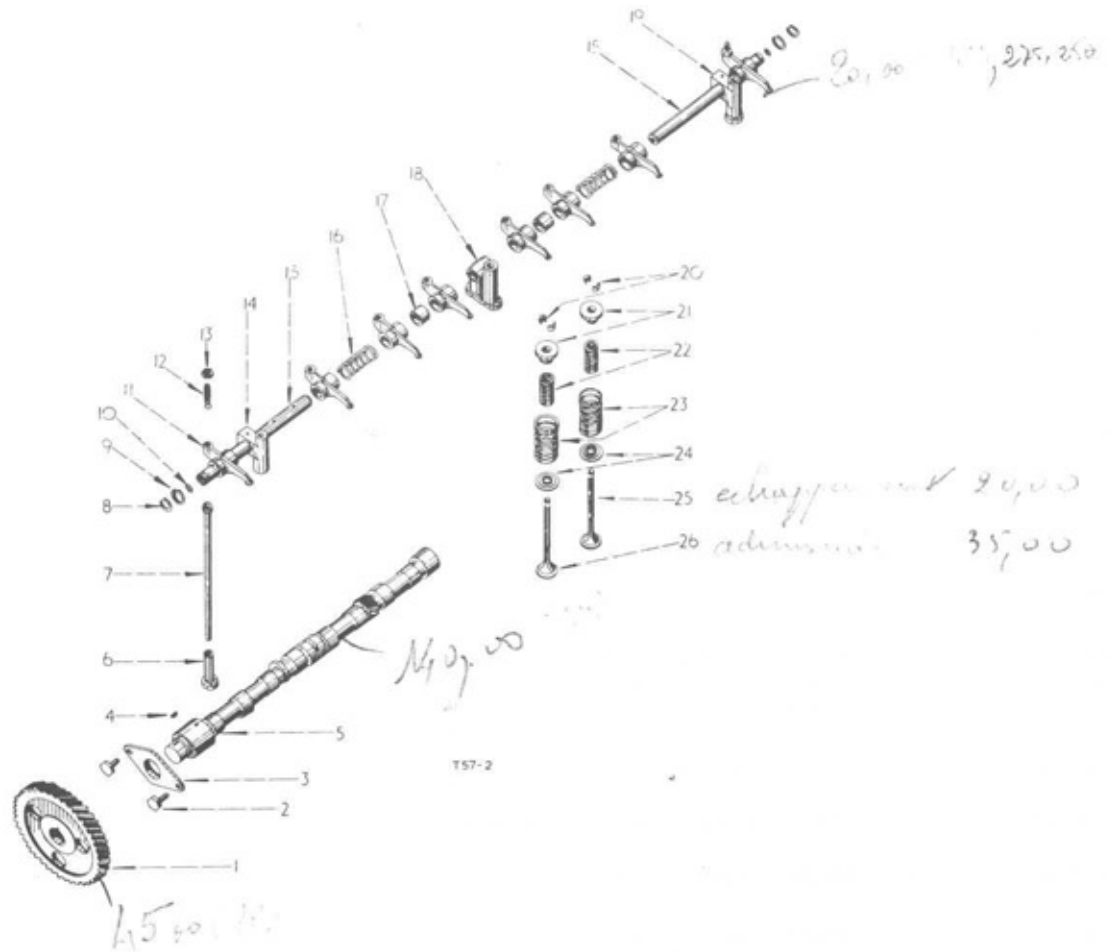
CYLINDER HEAD AND MANIFOLDS

707 469 R1	1	BREATHER, cylinder head, (Illustrated)		1
or 709 522 R91	1	BREATHER, cylinder head		1
703 894 R21	2	COVER, valve housing, cpte.		1
102 635		NUT, hex., 3/8"		2
703 896 R1	3	GASKET, valve cover		1
704 164 R1	4	STUD, exhaust manifold		2
3045 354 R11	5	MANIFOLD, exhaust, cpte. w/two STUD 704 164 R1		1
704 165 R2	6	GASKET, exhaust manifold		2
703 874 R1	7	STUD, exhaust manifold		4
20 229 D		NUT, exhaust manifold stud		4

DIESEL ENGINE



Part Number	Ref. No.	Description	Serial Number	No. Req'd.
CYLINDER HEAD AND MANIFOLDS-continued				
703 875 R1	8	STUD, rocker shaft end bracket		2
3044 493 R1	9	GUIDE, valve stem exhaust		4
3044 492 R1	10	GUIDE, valve stem intake		4
703 876 R2	11	STUD, injection nozzle holder		8
3045 854 R1	12	GASKET, cylinder head		1
or 703 883 R6	12	GASKET, cylinder head		1
3049 382 R1		GROMMET, cylinder head		X
103 868	13	PLUG, pipe, sq. hd., cast iron, 1/2"		1
or 219 199	13	PLUG, pipe, sq. hd., malleable iron, 1/2"		1
3044 489 R91	14	HEAD, cylinder, assy., cpte, with VALVES (comprising		1
		8 CUP 3044 176 R1 8 SPRING 3044 239 R1		
		8 CUP 3044 491 R1 8 SPRING 3044 240 R1		
		1 HEAD 3044 490 R91 4 VALVE 3043 826 R1		
		16 LOCK 704 443 R1 4 VALVE 3040 361 R1)		
3044 490 R91	14	HEAD, cylinder, assy., cpte. less VALVES (comprising		X
		4 GUIDE 3044 492 R1 2 STUD 703 875 R1		
		4 GUIDE 3044 493 R1 8 STUD 703 876 R2)		
		2 PLUG 172 558		
		4 STUD 703 874 R1		
172 558	15	PLUG, expansion		2
708 331 R1	16	BOLT, cylinder head, short		15
708 332 R1	17	BOLT, cylinder head, long		1
63 116 D		WASHER, cylinder head, bolt		16
704 162 R1	18	GASKET, intake manifold		2
3044 499 R1	19	MANIFOLD, air intake		1
179 841		BOLT, hex. hd., 3/8" x 1-1/4"		2
186 279		BOLT, hex. hd., 3/8" x 3-1/8"		2
103 321		WASHER, lock, 3/8"		4
		CUP, retainer valve spring - upper) see camshaft and		8
		CUP, retainer valve spring - lower) valve mechanism		8
		LOCK, valve spring		16
		SPRING, valve inner)		8
		SPRING, valve outer)		8
		VALVE, exhaust) See camshaft and valve mechanism		4
		VALVE, intake)		4



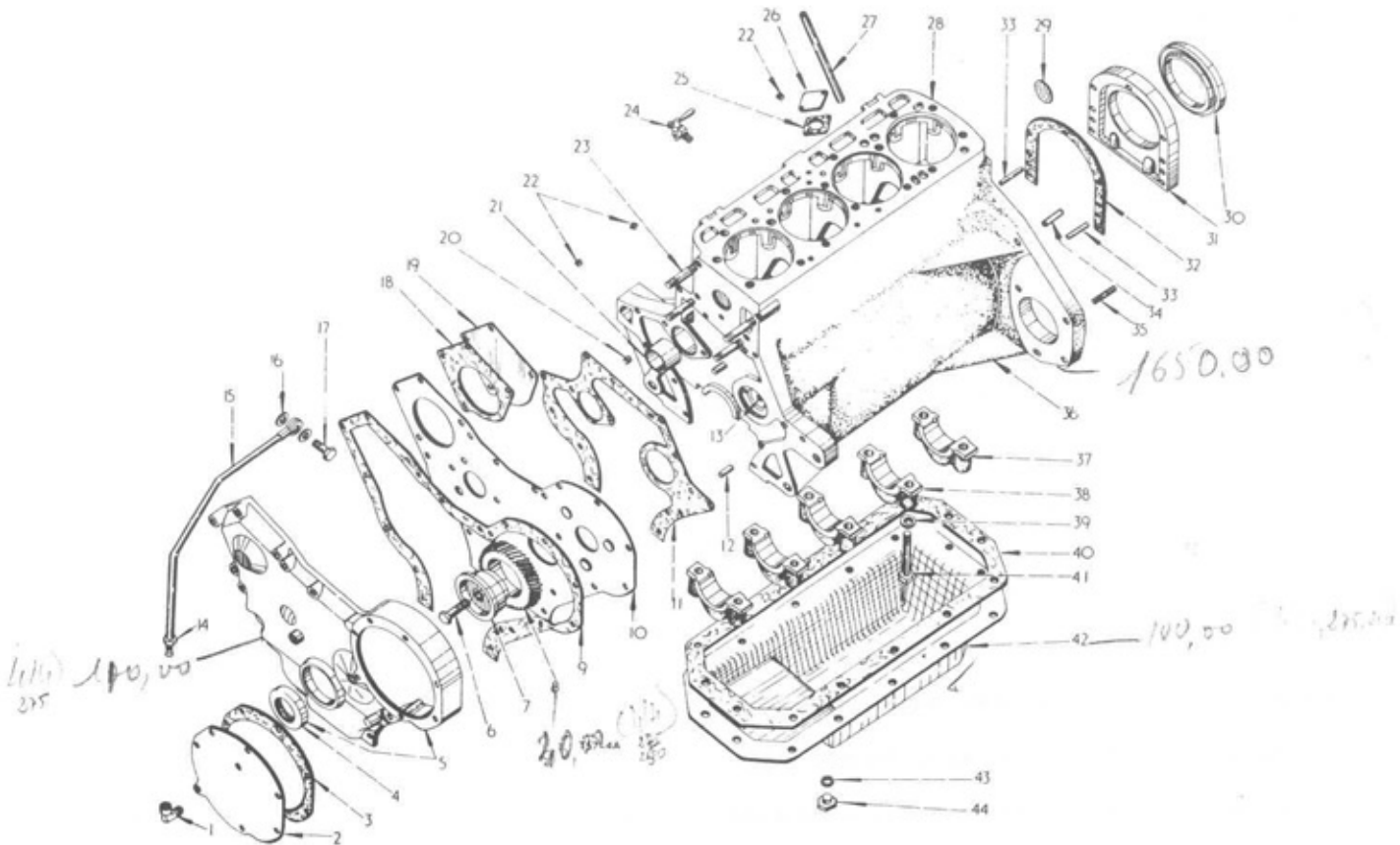
Part Number	Ref. No.	Description	Serial Number	No. Req'd.
CAMSHAFT AND VALVE MECHANISM				
703 812 R1	1	GEAR, camshaft (66 teeth)		1
26 058 D	2	SCREW, camshaft thrust plate		2
115 549	2	WASHER, lock, type A, internal tooth, 3/8"		2
43 249 D	3	PLATE, thrust, camshaft		1
218 217	4	KEY, camshaft gear		1
709 450 R1	5	CAMSHAFT		1
704 782 R1	6	TAPPET, valve		8
704 783 R2	7	ROD, push, valve		8
43 375 D	8	RING, snap, valve lever shaft		2
43 374 D	9	WASHER, spring, valve lever shaft		2
172 528	10	PLUG, end, valve lever shaft		2

DIESEL ENGINE



Part Number	Ref. No.	Description	Serial Number	No. Req'd.
CAMSHAFT AND VALVE MECHANISM - continued				
706 131 R11	11	LEVER, valve, cpte. with eight BUSHINGS 24 564 DA		8
709 338 R1	11	LEVER, valve (spheriodal graphite iron)		8
16 067 DA	12	SCREW, adjusting valve lever		8
133 093 R1	13	NUT, screw, adjusting, valve lever		8
703 886 R2	14	BRACKET, valve lever shaft - front		1
102 635		NUT, hex., 3/8"		1
442 934		PIN, groove, 3/16" x 1-1/4"		1
703 884 R21	15	SHAFT, valve lever, cpte. w/PLUG 172 528		2
45 949 D	16	SPRING, valve lever		2
703 893 R2	17	SPACER, valve lever		2
703 885 R1	18	BRACKET, valve lever shaft - centre		1
703 887 R2	19	BRACKET, valve lever shaft - rear		1
102 635		NUT, hex., 3/8"		1
442 934		PIN, groove, 3/16" x 1-1/4"		1
704 443 R1	20	LOCK, valve spring		16
3044 176 R1	21	CUP, retainer, valve spring - upper		8
3044 239 R1	22	SPRING, valve - inner		8
3044 240 R1	23	SPRING, valve - outer		8
3044 491 R1	24	CUP, retainer, valve spring - lower		8
3040 361 R1	25	VALVE, intake		4
3043 826 R1	26	VALVE, exhaust		4
24 564 DA		BUSHING, valve lever		8

DIESEL ENGINE



Part Number	Ref. No.	Description	Serial Number	No. Req'd.
CRANKCASE, FRONT COVER AND OIL PAN				
37 323 D	1	ELBOW, breather pipe (injection pump gear cover end)		1
709 904 R2	2	COVER, injection pump gear		1
179 816		BOLT, hex. hd., 5/16" x 3/4"		2
179 828		BOLT, hex. hd., 5/16" x 2-1/2"		5
102 634		NUT, hex., 5/16"		2
103 320		WASHER, lock, 5/16"		7
703 849 R1	3	GASKET, injection pump gear cover		1
20 290 D	4	OIL SEAL, crankshaft, front		1
or 703 844 R91	4	OIL SEAL, crankshaft, front		1
or 709 772 R91	4	OIL SEAL, crankshaft, front		1
708 284 R21	5	COVER, crankcase, front, cpte. w/OIL SEAL 20 290 D		1
or 3042 069 R11	5	COVER, crankcase, front, cpte. w/OIL SEAL 20 290 D		1
179 818		BOLT, hex. hd., 5/16" x 1"		5
179 825		BOLT, hex. hd., 5/16" x 1-7/8"		3
103 320		WASHER, lock, 5/16"		8
181 434	6	BOLT, hex. hd., 1/2" UNF x 1-7/8"		1
703 853 R11	7	SHAFT, idler gear, w/PIN 932 039 R1		1
932 039 R1		PIN, roll, (3 mm x 16 mm)		1

DIESEL ENGINE



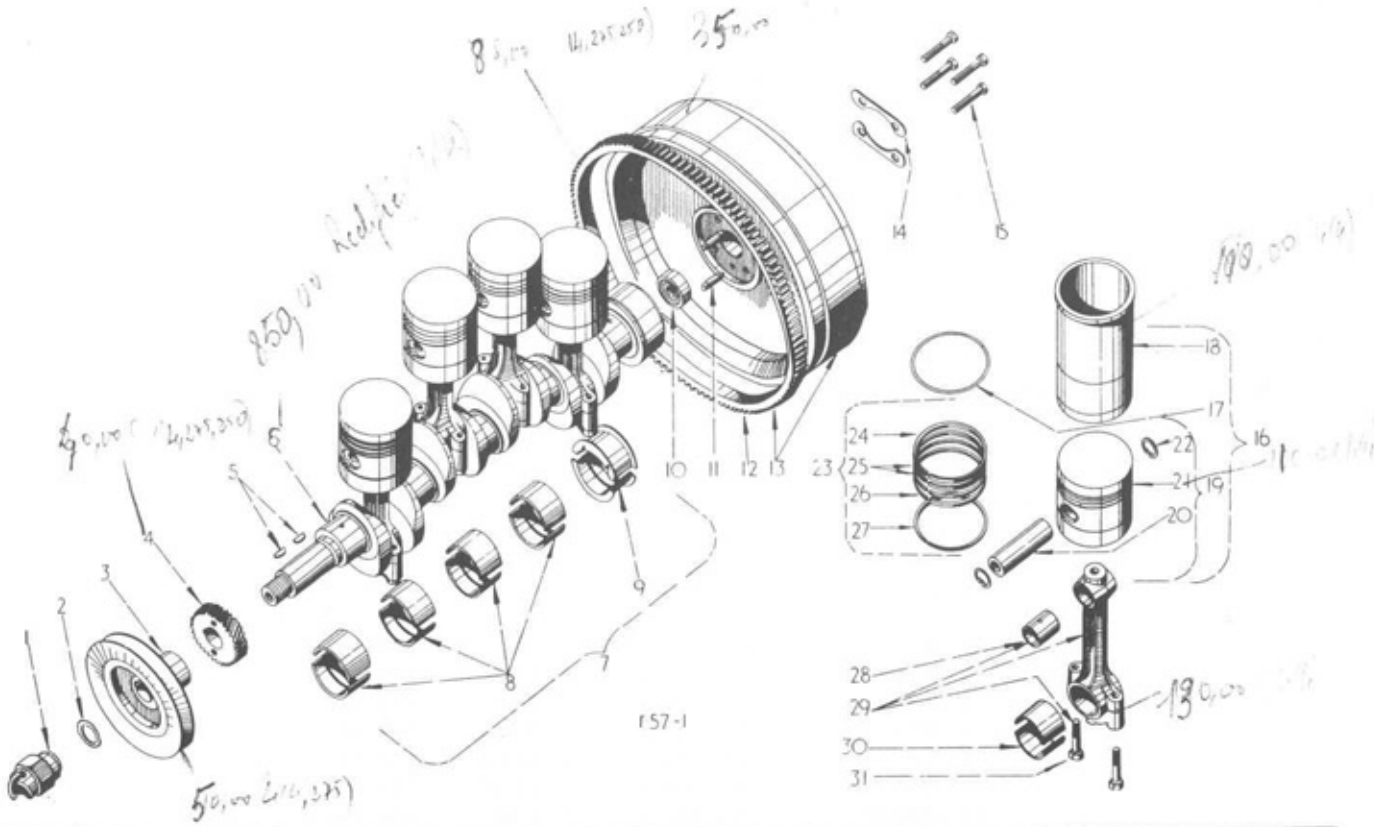
Part Number	Ref. No.	Description	Serial Number	No. Req'd.
CRANKCASE, FRONT COVER AND OIL PAN - continued				
703 852 R1	8	GEAR, idler		1
708 285 R1	9	GASKET, crankcase, front cover		1
709 901 R11	10	PLATE, crankcase, front, cpte.		1
179 816		BOLT, hex. hd., 5/16" x 3/4"		1
3047 230 R1		SCREW, mach. crankcase, front plate		2
703 636 R1		WASHER, tab, front plate bolt		1
709 903 R1	11	GASKET, crankcase, front plate		1
141 244	12	PIN, dowel		2
751 610 R1	13	INSERT, lock, idler gear, bolt screw, 1/2" UNF x 1/2"		1
700 153 R11	14	NUT, connector, crankcase breather pipe, cpte.		1
or 37 165 D	14	NUT, connector, crankcase breather pipe, cpte.		1
3043 654 R91	15	PIPE, crankcase breather, cpte.		1
708 297 R1	16	WASHER, breather pipe banjo bolt		2
708 296 R1	17	BOLT, banjo, breather pipe		1
703 851 R1	18	GASKET, hydraulic pump opening cover		1
703 850 R1	19	COVER, hydraulic pump opening		1
272 391		BOLT, hex. hd., 5/16" x 2-1/8"		1
179 825		BOLT, hex. hd., 5/16" x 1-7/8"		3
102 634		NUT, hex., 5/16"		4
103 320		WASHER, lock, 5/16"		4
Q 397		WASHER, flat, 3/4" O.D. x 11/32" I.D. x 16 ga.		1
103 884	20	PLUG, pipe, slotted headless, 1/4"		2
703 827 R1	21	BUSH, camshaft, front		1
703 828 R1	21	BUSH, camshaft, centre		1
703 829 R1	21	BUSH, camshaft, rear		1
103 883	22	PLUG, pipe, slotted headless 1/8"		3
703 832 R1	23	STUD, water pump		4
106 794	24	TAP, water drain		1
or 707 888 R91	24	TAP, water drain		1
3042 467 R1	25	GASKET, hourmeter drive opening cover		1
3042 468 R1	26	COVER, hourmeter drive opening		1
179 791		BOLT, hex. hd., 1/4" x 1/2"		2
103 319		WASHER, lock, 1/4"		2
751 826 R1	27	TUBE, dipstick		1
751 834 R1	28	INSERT, Heli-coil, thread, 7/16" x 14		16
172 578	29	PLUG, expansion, (type 1. 1-3/4" dia)		1



DIESEL ENGINE

Part Number	Ref. No.	Description	Serial Number	No. Req'd.
CRANKCASE, FRONT COVER AND OIL PAN - continued				
708 903 R91	30	OIL SEAL, crankshaft, rear		1
708 904 R1	31	RETAINER, crankshaft, rear oil seal		1
or 708 905 R1	31	RETAINER, crankshaft, rear oil seal		1
706 732 R1		BOLT, crankshaft, rear oil seal retainer		7
103 320		WASHER, lock, 5/16"		7
708 907 R1	32	GASKET, crankshaft rear oil seal retainer		1
141 223	33	PIN, dowel, crankshaft, rear oil seal retainer		2
141 287	34	PIN, dowel		2
703 877 R1	35	STUD, starter motor		1
3040 912 R21	36	CRANKCASE, cpte. (comprising: -		1
		10 BOLT 3045 144 R1 2 PIN 141 287		
		1 BUSH 703 827 R1 1 PLUG 172 578		
		1 BUSH 703 828 R1 2 PLUG 103 884		
		1 BUSH 703 829 R1 3 PLUG 103 883		
		x CAP 706 491 R1 4 STUD 703 832 R1		
		x CAP 3043 026 R1 1 STUD 703 877 R1		
		16 INSERT 751 834 R1 1 TAP 106 794		
		1 INSERT 751 610 R1 1 TUBE 751 826 R1		
		2 PIN 141 223 1 WASHER 709 547 R1)		
		2 PIN 141 244		
3043 026 R1	37	CAP, crankshaft, bearing - rear		x
706 491 R1	38	CAP, crankshaft, bearing		x
711 055 R1	39	WASHER, crankshaft, bearing cap bolt		10
703 840 R1	40	GASKET, crankcase, pan		1
3045 144 R1	41	BOLT, crankshaft, bearing cap		10
704 712 R21	42	PAN, oil, crankcase, cpte.		1
179 817		BOLT, hex. hd., 5/16" x 7/8"		14
103 320		WASHER, lock, 5/16"		14
3 405 H	43	GASKET, crankcase, pan, drain plug		1
or 3043 644 R1	43	GASKET, crankcase, pan, drain plug		1
359 875 R1	44	PLUG, drain, crankcase pan		1

DIESEL ENGINE



Part Number	Ref. No.	Description	Serial Number	No. Req'd.
-------------	----------	-------------	---------------	------------

CRANKSHAFT, FLYWHEEL, CONNECTING RODS AND PISTON UNIT

711 069 R1	1	NUT, starting crank		1
138 516	2	WASHER, lock, external tooth, type A. 1"		1
708 286 R1	3	PULLEY, fan drive		1
703 800 R1	4	PINION, crankshaft (std)		-
218 211	5	KEY, crankshaft pinion		2
751 303 R22	6	CRANKSHAFT, cpte. w/two PIN 24 550 D and BEARING 708 909 R93		1
708 912 R91	7	BEARING, crankshaft main (std) (comprising: -		x
		4 BEARING 710 318 R11	1 BEARING 708 910 R91)	
708 913 R91	7	BEARING, crankshaft main, (.030 undersize) (comprising: -		x
		4 BEARING 710 740 R11	1 BEARING 708 911 R91)	
708 914 R91	7	BEARING, crankshaft main, (.015 undersize) (comprising: -		x
		4 BEARING 713 657 R11	1 BEARING 708 915 R91)	

DIESEL ENGINE

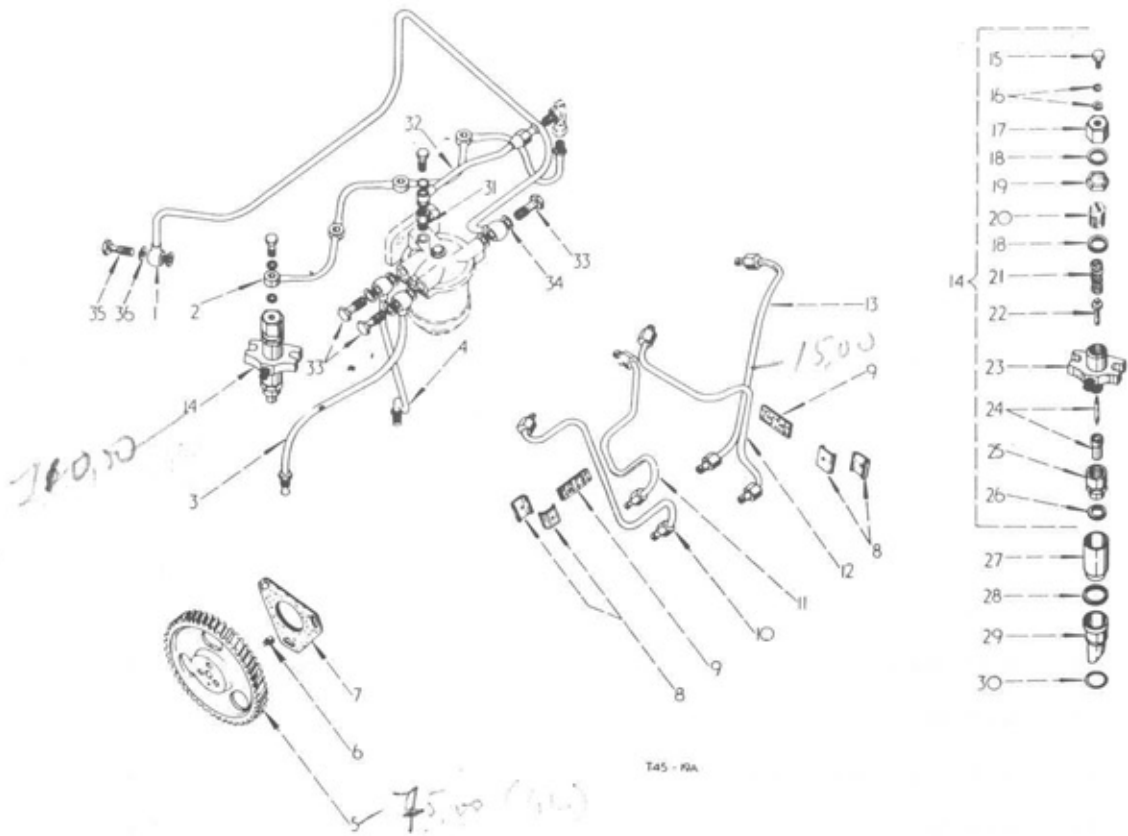


Part Number	Ref. No.	Description	Serial Number	No. Req'd.
CRANKSHAFT, FLYWHEEL, CONNECTING RODS AND PISTON UNIT-continued				
710 318 R11	8	BEARING, crankshaft main front and centre (std) cpte.		4
710 740 R11	8	BEARING, crankshaft main front and centre (.30) cpte.		4
713 657 R11	8	BEARING, crankshaft main front and centre (.015) cpte. (comprising one upper and one lower half)		4
708 910 R91	9	BEARING, crankshaft main, rear (std) cpte.		1
708 911 R91	9	BEARING, crankshaft main, rear (.30) cpte.		1
708 915 R91	9	BEARING, crankshaft main, rear (.015) cpte. (comprising two halves)		1
708 909 R93	10	BEARING, clutch pilot (Fischer)		1
751 846 R93	10	BEARING, clutch pilot (R & M)		1
751 847 R93	10	BEARING, clutch pilot (SKEFCO)		1
751 848 R93	10	BEARING, clutch pilot (HOFFMAN)		1
24 550 D	11	PIN, dowel, flywheel		2
704 436 R1	12	GEAR, flywheel ring		1
3043 823 R11	13	FLYWHEEL, with RING GEAR 704 436 R1 and two PINS 141 215		1
709 516 R1	14	LOCK, flywheel bolt		2
709 517 R1	15	BOLT, flywheel		4
3044 478 R91	16	SLEEVE, cylinder and pistons, cpte. (set of 4) with 4 PISTONS and SLEEVES 3044 479 R91		1
3044 479 R91	16	PISTON, with sleeve, cpte. with PISTON 3044 480 R91, SLEEVE 3044 481 R2 and RING 704 100 R1		4
704 100 R1	17	RING, packing, cylinder sleeve		4
3044 481 R2	18	SLEEVE, cylinder		4
3044 480 R91	19	PISTON, pin and rings, assy. (comprising . 1 PIN 3044 476 R1 1 RING 3044 484 R91 1 PISTON 3044 486 R1 1 RING 3044 485 R1 1 RING 3044 482 R1 1 RETAINER 704 095 R1 2 RING 3044 483 R1		4
3044 476 R1	20	PIN, piston		4
3044 477 R1	20	PIN, piston (.005 oversize)		X
3044 486 R1	21	PISTON		4
704 095 R1	22	RETAINER, piston pin		8
3044 487 R91	23	SET, piston rings, (comprising 4 RING 3044 482 R1 4 RING 3044 484 R91 8 RING 3044 483 R1 4 RING 3044 485 R1)		X
3044 482 R1	24	RING, piston, compression - top		4
3044 483 R1	25	RING, piston, compression		8

DIESEL ENGINE



Part Number	Ref. No.	Description	Serial Number	No. Req'd.
CRANKSHAFT, FLYWHEEL, CONNECTING RODS and PISTON UNIT - continued				
3044 484 R91	26	RING, piston, oil control - upper		4
3044 485 R1	27	RING, piston, oil control - lower		4
711 045 R1	28	BUSHING, piston pin		4
or 3043 611 R1	28	BUSHING, piston pin		4
704 089 R91	29	ROD, connecting, cpte. (set of 4) (comprising - 4 ROD 704 088 R91)		1
704 088 R91	29	ROD, connecting (comprising: - 2 BOLT 3043 216 R1 1 BUSHING 711 045 R1)		4
710 327 R11	30	BEARING, connecting rod, cpte. (std.) (two halves)		4
710 737 R11	30	BEARING, connecting rod, cpte. (.030 undersize) (two halves)		X
713 660 R11	30	BEARING, connecting rod, cpte. (.015 undersize) (two halves)		X
3043 216 R1	31	BOLT, connecting rod		8
710 768 R91		BEARING, connecting rod, cpte. standard size, comprising four BEARING 710 327 R11		X
710 769 R91		BEARING, connecting rod, cpte. (.030 undersize) comprising four BEARING 710 737 R11		X
715 146 R91		BEARING, connecting rod, cpte. (.015 undersize), comprising four BEARING 713 660 R11		X
141 215		PIN, used with flywheel		2



Part Number	Ref. No.	Description	Serial Number	No. Req'd.
INJECTION SYSTEM				
3043 649 R92	1	FUEL PIPE, feed pump to filter, cpte.		1
3043 653 R91	2	PIPE, fuel , spill		1
3043 651 R91	3	PIPE, fuel, excess fuel, injection pump to filter		1
3043 650 R92	4	PIPE, fuel, cpte., fuel filter to injection pump		1
708 290 R11 425 463	5	GEAR, injection pump, cpte. w/PIN 708 291 R1 SCREW, hex. hd., mach, 5/16" UNF x 3/4" with washer lock , external tooth		1 3
708 291 R1	6	PIN, dowel		1
708 289 R1	7	GASKET, injection pump		1
841 432 R1 703 700 R1 100 780	8	CLIP, injection pump NUT, lock, Nyloc, 12 ANC, type P SCREW, mach. No. 12-24 x 7/8"		4 2 2
841 433 R1	9	PAD, injection pipe, clip		2

DIESEL ENGINE



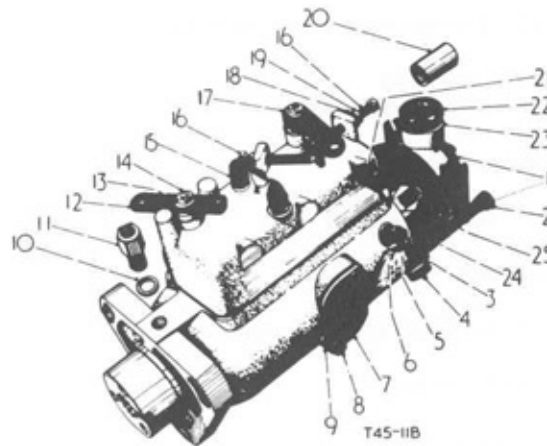
Part Number	Ref. No.	Description	Serial Number	No. Req'd.
INJECTION SYSTEM - continued				
708 307 R21	10	PIPE, injection, No. 1. cpte.		1
708 308 R21	11	PIPE, injection, No. 2. cpte.		1
708 309 R21	12	PIPE, injection, No. 3. cpte.		1
708 310 R21	13	PIPE, injection, No. 4. cpte.		1
3040 870 R91	14	NOZZLE, and nozzle holder, cpte. (comprising: -		4
		1 BODY 706 275 R91	1 NOZZLE 3040 871 R91	
		1 BOLT 706 289 R1	1 SPINDLE 706 282 R91	
		1 CAP 706 290 R1	1 SPRING 706 293 R1	
		1 NUT 706 292 R1	2 WASHER 706 287 R1	
		1 NUT 706 288 R1	2 WASHER 703 519 R1	
		1 NUT 706 283 R1	1 WASHER 706 291 R1)	
103 026		NUT, hex. hd., 3/8" UNF		8
706 077 R1		WASHER		8
706 289 R1	15	BOLT, banjo		4
703 519 R1	16	WASHER		8
706 288 R1	17	NUT, cap, nozzle holder		4
706 287 R1	18	WASHER		8
706 292 R1	19	NUT, lock		4
706 290 R1	20	CAP, spring		4
706 293 R1	21	SPRING		4
706 282 R91	22	SPINDLE, assy.		4
706 275 R91	23	BODY, nozzle holder, assy.		4
3040 871 R91	24	NOZZLE, cpte.		4
706 283 R1	25	NUT, nozzle cap		4
706 291 R2	26	WASHER		4
708 314 R1	27	HOLDER, pre-combustion chamber		4
710 382 R3	28	GASKET, pre-combustion chamber - upper		4
3045 523 R1	29	CHAMBER, pre-combustion		4
710 383 R1	30	GASKET, pre-combustion chamber - lower		4
3043 646 R91	31	VALVE, check, ball, assy.		1
3043 647 R1		SCREW, connection		1
701 735 R1		WASHER,		2
3043 652 R91	32	PIPE, duel, filter air bleed to return pipe		2

DIESEL ENGINE



Part Number	Ref. No.	Description	Serial Number	No. Req'd.
INJECTION SYSTEM - continued				
708 296 R1	33	BOLT, banjo, fuel filter		3
708 297 R1	34	WASHER, banjo bolt, fuel filter		6
3043 655 R1		CLIP, fuel pipe		1
179 793		BOLT, hex. hd., 1/4" x 5/8"		1
109 084		NUT, hex., 1/4"		1
103 319		WASHER, lock, 1/4"		1
708 296 R1	35	BOLT, banjo, fuel feed pump		2
708 297 R1	36	WASHER, banjo bolt, fuel feed pump		4
707 321 R91		SEAL, governor		2
3049 111 R1		WASHER, (used with ball check valve)		1

*Wear - 2552,36.
TTC*



150.00 (1/1)

Part Number	Ref. No.	Description	Serial Number	No. Req'd.
D. P. A. FUEL INJECTION PUMP				
3044 494 R92		PUMP, D.P.A., fuel injection, cpte. comprising: -		1
3043 082 R1	1	SCREW, end plate		4
3043 091 R1	2	BANJO, short screwed		1
3043 092 R1	2	BANJO, long screwed		2
3043 093 R1	3	WASHER, connection		8

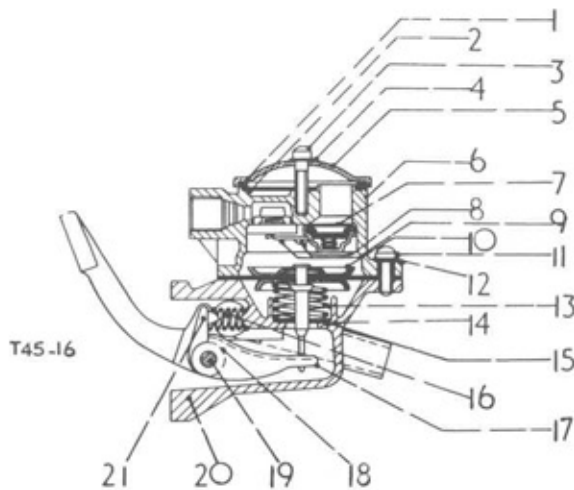
DIESEL ENGINE



Part Number	Ref. No.	Description	Serial Number	No. Req'd.
D. P. A. FUEL INJECTION PUMP - continued				
3043 090 R1	4	STUD, fuel connection		3
3043 108 R1	5	SCREW, vent		2
3043 112 R1	6	SCREW, vented head		1
3043 089 R1		WASHER, head screw		1
3043 109 R1	7	PLATE, cover		1
3043 111 R1	8	SCREW, cover plate		2
705 380 R1		WASHER, shakeproof		2
3043 110 R1	9	GASKET, cover plate		1
3043 093 R1	10	WASHER, drain, connection		1
3043 107 R1	11	CONNECTION, pipe, drain		1
3043 103 R1	12	LEVER, shut-off		1
705 380 R1	13	WASHER, shakeproof, shut-off and throttle shaft		2
3043 105 R1	13	WASHER, shut-off shaft and throttle shaft		2
3043 096 R1	14	NUT, shut-off shaft and throttle shaft		2
3043 101 R1	15	NUT, cover stud		2
3043 102 R1		WASHER, cover stud		2
3043 097 R1	16	SCREW, adjusting		2
3043 104 R1	17	ARM, throttle control		1
3043 095 R1	18	ADAPTOR, sleeve		1
3043 096 R1	19	NUT, locking, adjusting screw		2
3043 098 R1	20	SLEEVE, locking		1
3043 113 R1	21	SCREW, vent body		1
3043 100 R1		WASHER		1
3043 084 R1		FILTER		1
3043 083 R1	22	CONNECTION, pipe inlet		1
3043 085 R1	23	WASHER, fuel inlet		1
3043 086 R1	24	BLADE, transfer pump		1
3043 087 R1		SEAL, transfer pump		1
3043 094 R1	25	CONNECTION, radial		1
3043 088 R91		SCREW, vent head, assy., w/SCREW 3043 108 R1 and SCREW 3043 112 R1		1
3043 099 R91		SCREW, vent cover, assy., w/SCREW 3043 108 R1 and SCREW 3043 113 R1		1
102 634		NUT, hex., 5/16"		3
103 340		WASHER, plain, 11/32" I.D. x 11/16" O.D. x 16 ga.		3



Part Number	Ref. No.	Description	Serial Number	No. Req'd.
FUEL, FILTER ASSEMBLY				
3043 645 R91	1	FILTER, fuel, cpte. comprising:-		1
3044 503 R1	2	BOLT, centre		1
3044 504 R1	3	WASHER, centre bolt		1
3044 502 R1	4	HEAD, filter		1
3044 505 R1	5	RING, element seal		1
3044 507 R1	6	RING, sealing, head and base		2
3044 506 R1	7	ELEMENT		1
3048 796 R91	8	BASE and Stud, filter, assy.		1
179 839		BOLT, hex. hd., 3/8" x 1"		2
103 321		WASHER, lock, 3/8"		2

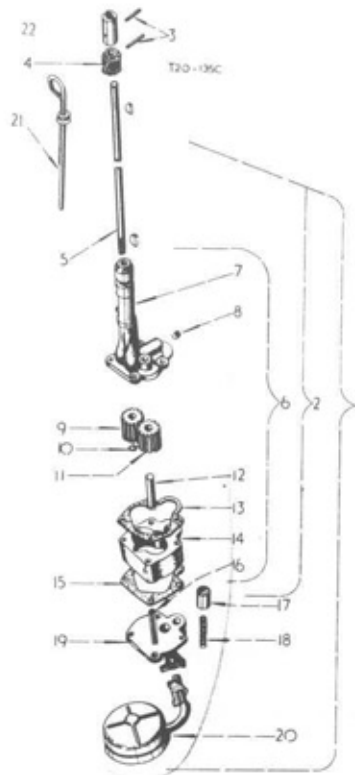


Part Number	Ref. No.	Description	Serial Number	No. Req'd.
FUEL FEED PUMP				
708 294 R91		PUMP, fuel feed comprising: -		1
3044 518 R1	1	GASKET		1
3044 513 R1	2	SCREEN		1
702 559 R1	3	SCREW, filter cover		4
3044 511 R1	4	GASKET, filter cover screw		1
3044 512 R1	5	COVER, filter		1
3044 514 R1	6	COVER		1
702 959 R1	7	VALVE, assy.		2
702 961 R1	8	SCREW		2
702 960 R1	9	RETAINER, valve		1
708 953 R1	10	DIAPHRAGM		1
132 117-5	11	SCREW, slotted hd., cover, (No. 10. UNF x 1/2" fillister)		5
702 964 R1	12	WASHER, spring		5
708 954 R1	13	SPRING, diaphragm		1

DIESEL ENGINE



Part Number	Ref. No.	Description	Serial Number	No. Req'd.
FUEL FEED PUMP - continued				
708 958 R1	14	WASHER, oil seal		1
708 959 R1	15	WASHER,		1
708 956 R1	16	SPRING, rocker arm		1
708 963 R1	17	LINK		1
708 957 R1	18	WASHER, pin, rocker arm		2
3044 515 R1	19	PIN, rocker arm		1
3044 519 R91	20	BODY and HAND PRIMER , assy.		1
3044 517 R1	21	ARM, rocker		1
3044 516 R1		RETAINER, rocker arm pin		2
3044 458 R1		SET, primer parts		x
3044 520 R1		SPRING, priming lever		1
3046 381 R91		KIT, repair, less rocker arm		x
3046 382 R91		KIT, repair, diaphragm first aid		x
138 221		BOLT, socket hd., 5/16" x 3/4"		2
3043 370 R1		GASKET, fuel feed pump		1



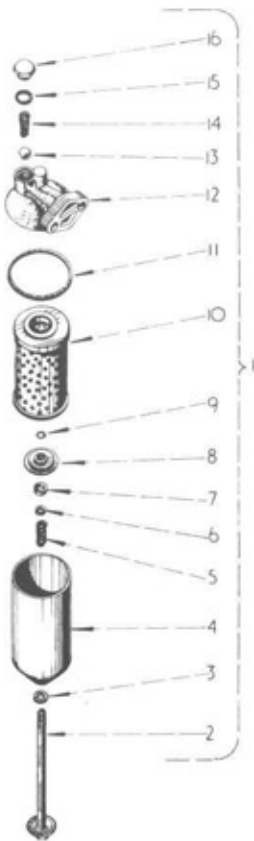
Part Number	Ref. No.	Description	Serial Number	No. Req'd.
LUBRICATION SYSTEM				
3043 131 R91	1	PUMP, oil assy. (comprising: -		1
		1 BALL 751 830 R1	x GASKET 711 558 R1	
		1 BODY 3043 132 R91	2 NUT 102 634	
		1 BOLT 179 826	1 PIN 108 635	
		1 BOLT 179 829	1 SCREEN 56 108 D	
		2 BOLT 179 828	1 SPRING 751 829 R1	
		1 COVER 751 828 R1	6 WASHER 115 548)	
179 840		BOLT, hex. hd., 3/8" x 1-1/8"		1
115 549		WASHER, lock, internal tooth, 3/8"		1
3043 132 R91	2	BODY, oil pump assy. (comprising: -		1
		1 BODY 751 831 R91	1 PINION 704 107 R1	
		1 COUPLING 3042 479 R1	2 PIN 932 204 R1	
		1 GEAR 751 656 R1	1 RETAINER 27 999 -H	
		1 GEAR 751 657 R1	x SHAFT 3042 478 R1)	
		2 KEY 103 905		

DIESEL ENGINE

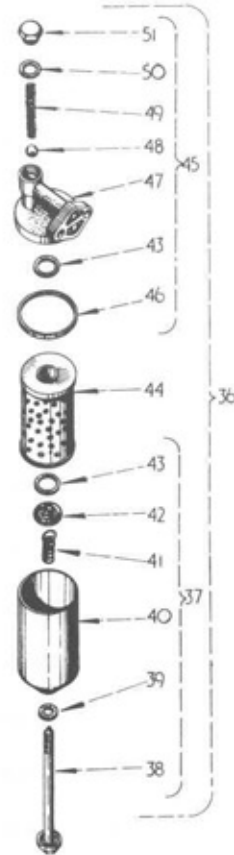
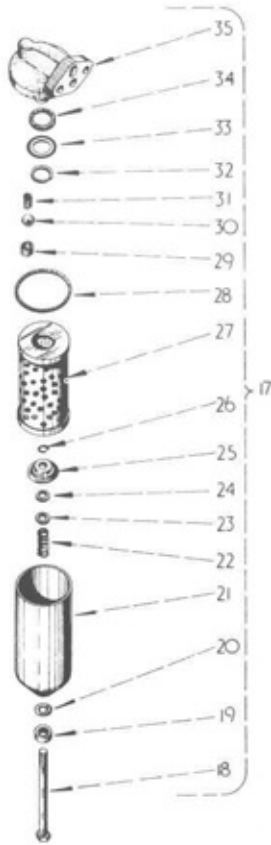


Part Number	Ref. No.	Description	Serial Number	No. Req'd.
LUBRICATION SYSTEM - continued				
932 204 R1	3	PIN, roll, (3mm dia. x 20 mm long)		2
704 107 R1	4	PINION, oil pump drive		1
3042 478 R1	5	SHAFT, oil pump drive		x
751 831 R91	6	BODY, oil pump , cpte. (comprising: -		1
		1 BODY *	2 PIN 932 205 R1	
		1 CASE *	1 PLUG 103 883	
		1 GASKET 706 628 R1	1 SHAFT *)	
*	7	BODY, oil pump		1
103 883	8	PLUG, pipe, 1/8"		1
751 656 R1	9	GEAR, oil pump body		1
27 999 H	10	RETAINER, oil pump body gear		1
751 657 R1	11	GEAR, oil pump body		1
*	12	SHAFT, oil pump idler		1
706 628 R1	13	GASKET, oil pump body		1
*	14	CASE, oil pump gear		1
711 558 R1	15	GASKET, oil pump gear		x
932 205 R1	16	PIN, roll, (10 mm dia. x 40 mm long)		2
751 830 R1	17	BALL, oil pressure regulating valve		1
751 829 R1	18	SPRING, oil pressure regulating valve		1
751 828 R1	19	COVER, oil pump		1
179 826		BOLT, hex. hd., 5/16" x 2"		1
179 828		BOLT, hex. hd., 5/16" x 2-1/2"		2
179 829		BOLT, hex. hd., 5/16" x 2- 3/4"		1
102 634		NUT, hex., 5/16"		2
115 548		WASHER, lock, type A internal tooth, 5/16"		6
56 108 D	20	SCREEN, oil pump		1
108 635		PIN, cotter, 1/8" x 1-1/8"		1
706 977 R91	21	GAUGE, oil level, cpte.		1
3042 479 R1	22	COUPLING, hourmeter drive		1
706 592 R1		GASKET, lubricating oil filter base		1
103 905		KEY, Woodruff, (used on oil pump body assy.)		2

*: Note: Not supplied separately.



145-13



Part Number	Ref. No.	Description	Serial Number	No. Req'd.
LUBRICATING OIL FILTER				
3042 420 R91	1	FILTER, oil assy, Telcalemite, optional w/705 612 R91 and 708 548 R91 (comprising: -		1
		1 BALL 3043 285 R1 1 PLUG 3043 287 R1		
		1 BOLT 3043 290 R1 1 RING 3042 423 R1		
		1 CIRCLIP 3042 430 R1 1 SPRING 3043 291 R1		
		1 CONTAINER 3043 289 R1 1 SPRING 3043 286 R1		
		1 HEAD 3043 284 R1 1 WASHER 3043 288 R1		
		1 PACKAGE 3043 283 R92 1 WASHER 3042 425 R1		
		1 PACKAGE 705 747 R91 1 WASHER 3043 292 R1		
		2 PLATE 3043 315 R1 1 WASHER 3042 428 R1)		
		1 PLATE 3043 293 R91		
179 841		BOLT, hex. hd., 3/8" x 1-1/4"		2
103 321		WASHER, lock, 3/8"		2
3043 290 R1	2	BOLT, centre		1
3042 425 R1	3	WASHER, centre bolt sealing		1
3043 289 R1	4	CONTAINER		1
3043 291 R1	5	SPRING, pressure plate		1
3043 292 R1	6	WASHER, pressure plate spring		1

DIESEL ENGINE



Part Number	Ref. No.	Description	Serial Number	No. Req'd.
LUBRICATING OIL FILTER - continued				
3042 428 R1	7	WASHER, felt		1
3043 293 R91	8	PLATE, pressure, assy.		1
3042 430 R1	9	CIRCLIP, centre bolt		1
3043 283 R91	10	PACKAGE, element, service (with PLATE 3043 315 R1, RING 3042 423 R1 and RING 707 859 R1 optional with 3042 419 R92 and 705 747 R91		1
3043 315 R1		PLATE, adaptor		2
3042 423 R1	11	RING, sealing		1
3043 284 R1	12	HEAD, filter		1
3043 285 R1	13	BALL, relief valve		1
3043 286 R1	14	SPRING, relief valve		1
3043 288 R1	15	WASHER, plug		1
3043 287 R1	16	PLUG, relief valve		1
708 548 R91	17	FILTER, oil assy. PUROLATOR, optional w/705 612 R91 and 3042 420 R91 (comprising: -		
		1 BALL 707 870 R1	1 PACKAGE 3043 283 R92	
		1 BOLT 707 872 R1	1 PACKAGE 705 747 R91	
		1 CIRCLIP 707 869 R1	1 PACKAGE 3042 419 R92	
		1 CIRCLIP 707 874 R1	1 SEAL 707 867 R1	
		1 COLLAR 707 862 R1	1 SEAL 707 859 R1	
		1 GASKET 707 861 R1	1 SEAT 707 864 R1	
		1 GUIDE 707 868 R1	1 SPRING 707 865 R1	
		1 GUIDE 707 871 R1	1 SPRING 707 860 R1	
		1 HEAD 707 873 R1	1 SUMP 707 866 R91	
		1 "O" RING 707 863 R1	1 WASHER 708 967 R1)	
179 841		BOLT, hex. hd., 3/8" x 1-1/4"		2
103 321		WASHER lock, 3/8"		2
707 872 R1	18	BOLT centre		1
707 862 R1	19	COLLAR, centre bolt		1
707 863 R1	20	"O" RING		1
707 866 R91	21	SUMP, assy.		1
707 860 R1	22	SPRING		1
708 967 R1	23	WASHER		1
707 867 R1	24	SEAL, centre spindle		1
707 871 R1	25	GUIDE, element - bottom		1

DIESEL ENGINE



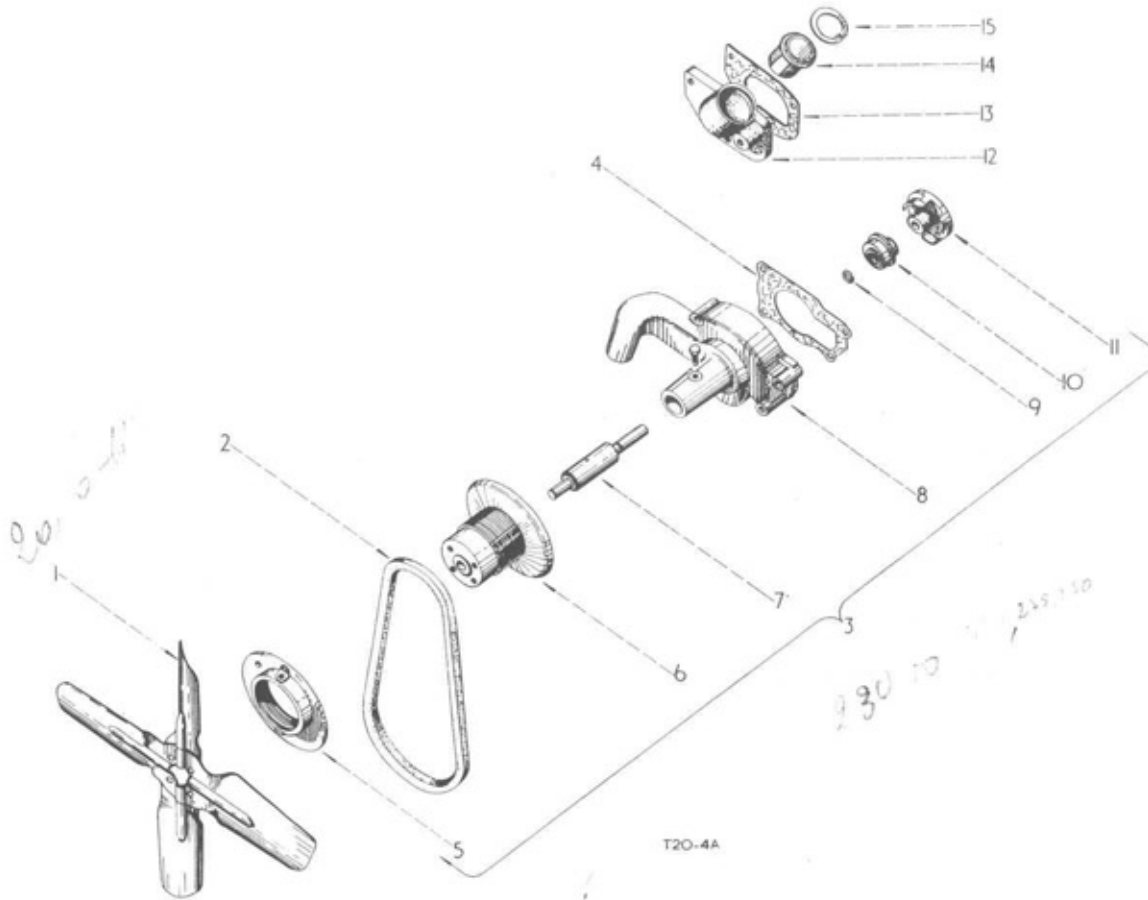
Part Number	Ref. No.	Description	Serial Number	No. Req'd.
LUBRICATING OIL FILTER-continued				
707 869 R1	26	CIRCLIP		1
3042 419 R92	27	PACKAGE, element service, optional w/705 747 R91 and 3043 283 R91		1
707 859 R1	28	SEAL, head		1
707 864 R1	29	SEAT, for relief valve		1
707 870 R1	30	BALL, relief valve		1
707 865 R1	31	SPRING, relief valve		1
707 874 R1	32	CIRCLIP		1
707 868 R1	33	GUIDE, element		1
707 861 R1	34	GASKET		1
707 873 R1	35	HEAD, filter		1
705 612 R91	36	FILTER, oil, assy. A. C. Delco, optional w/708 548 R91 and 3042 420 R91 (comprising 1 BOLT 705 732 R1 1 PACKAGE 3043 283 R92 1 COVER 705 738 R91 1 RETAINER 705 734 R1 1 PACKAGE 705 747 R91 1 SHELL 705 731 R91) 1 PACKAGE 3042 419 R92 BOLT, hex. hd., 3/8" x 1-1/4" WASHER, lock, 3/8"		1
179 841				2
103 321				2
705 731 R91	37	SHELL, assy. (comprising 1 BOLT 705 732 R1 1 SHELL 705 736 R1 1 RETAINER 705 734 R1 1 SPRING 705 737 R1 1 WASHER 705 733 R1)		1
705 732 R1	38	BOLT, centre		1
705 733 R1	39	WASHER, bolt		1
705 736 R1	40	SHELL		1
705 737 R1	41	SPRING, element retainer		1
705 734 R1	42	RETAINER, lower seal		1
705 735 R1	43	SEAL, element		2
705 747 R91	44	PACKAGE, element service, optional w/3042 419 R92 and 3043 283 R92		1

DIESEL ENGINE



Part Number	Ref. No.	Description	Serial Number	No. Req'd.
LUBRICATING OIL FILTER - continued				
705 738 R91	45	COVER, assy. (comprising: -		1
		1 BALL 705 743 R1 1 INSERT 705 745 R1		
		1 COVER 705 742 R1 1 PLUG 705 739 R1		
		1 GASKET 705 744 R1 1 SEAL 705 735 R1		
		1 GASKET 705 740 R1 1 SPRING 705 741 R1)		
705 744 R1	46	GASKET, cover		1
705 742 R1	47	COVER		1
705 745 R1		INSERT, gasket cover		1
705 743 R1	48	BALL, valve, engine relief		1
705 741 R1	49	SPRING, valve, engine relief		1
705 940 R1	50	GASKET, valve plug		1
705 739 R1	51	PLUG, valve		1
705 740 R1		GASKET, lubricating oil,filter base		1

DIESEL ENGINE



Part Number	Ref. No.	Description	Serial Number	No. Req'd.
-------------	----------	-------------	---------------	------------

FAN, THERMOSTAT AND WATER PUMP

706 749 R91	1	FAN, blade, assy.		1
179 816		BOLT, hex. hd., 5/16" x 3/4"		4
103 320		WASHER, lock, 5/16"		4
709 502 R1	2	BELT, fan		1
703 820 R92	3	PUMP, water, cpte. (comprising: -		1
		1 BEARING	704 217 R91	
		1 BODY	704 216 R2	
		1 BOLT	704 218 R1	
		1 FLANGE	703 825 R11	
		1 FLINGER	704 219 R2	
		1 HUB	704 222 R1	
		1 IMPELLOR	709 909 R1	
		1 SEAL	703 822 R91	
		1 WASHER	103 319)	
102 635		NUT, hex., 3/8"		4
103 321		WASHER, lock, 3/8"		4
703 816 R1	4	GASKET, water pump		1

DIESEL ENGINE



Part Number	Ref. No.	Description	Serial Number	No. Req'd.
FAN, THERMOSTAT AND WATER PUMP - continued				
703 825 R11	5	FLANGE, water pump pulley, cpte. with SCREW 102 831 and		
102 831		NUT 114 502		1
114 502		SCREW, set, headless dog point, 5/16" x 7/8"		1
		NUT, lock, hex., 5/16"		1
704 222 R1	6	HUB, water pump pulley		1
704 217 R91	7	BEARING, water pump spindle		1
704 216 R2	8	BODY, water pump		1
704 218 R1		BOLT, retaining, water pump bearing		1
103 319		WASHER, lock, 1/4"		1
704 219 R2	9	FLINGER, water pump spindle leak water		1
703 822 R91	10	SEAL, water pump		1
709 909 R1	11	IMPELLOR, water pump		1
703 814 R1	12	HOUSING, thermostat		1
179 818		BOLT, hex. hd., 5/16" x 1"		2
179 828		BOLT, hex. hd., 5/16" x 2-1/2"		1
103 320		WASHER, lock, 5/16"		3
703 815 R1	13	GASKET, thermostat housing		1
3042 303 R91	14	THERMOSTAT (170°F - 199°F)		1
3040 778 R1	15	RING, retainer, thermostat		1

DIESEL ENGINE



Part Number	Ref. No.	Description	Serial Number	No. Req'd.
PACKAGES				
706 105 R93		PACKAGE, valve grinding comprising: -		x
3045 854 R1		GASKET, cylinder head		1
704 165 R2		GASKET, exhaust manifold		2
704 162 R1		GASKET, intake manifold		2
703 896 R1		GASKET, valve housing		1
703 815 R1		GASKET, thermostat housing		1
710 382 R3		GASKET, pre-combustion chamber - upper		4
710 383 R1		GASKET, pre-combustion chamber - lower		4
3041 249 R92		PACKAGE, gasket comprising: -		x
710 382 R3		GASKET, pre-combustion chamber - upper		4
710 383 R1		GASKET, pre-combustion chamber - lower		4
703 816 R1		GASKET, water pump		1
703 815 R1		GASKET, thermostat housing		1
708 907 R1		GASKET, crankshaft rear oil seal retainer		1
703 840 R1		GASKET, crankcase, pan		1
709 903 R1		GASKET, crankcase front plate		1
708 285 R1		GASKET crankcase front cover		1
703 849 R1		GASKET, injection pump gear cover		1
703 851 R1		GASKET, hydraulic pump opening cover		1
3045 854 R1		GASKET, cylinder head		1
703 896 R1		GASKET, valve cover		1
708 289 R1		GASKET, injection pump		1
706 592 R1		GASKET, lubricating oil filter base		1
704 162 R1		GASKET, intake, manifold		2
704 165 R2		GASKET, exhaust manifold		2
3043 370 R1		GASKET, fuel feed pump		1
3 405 H or		WASHER, crankcase pan drain plug		1
3043 644 R1		WASHER, crankcase pan drain plug		1



BC-144

P E T R O L E N G I N E

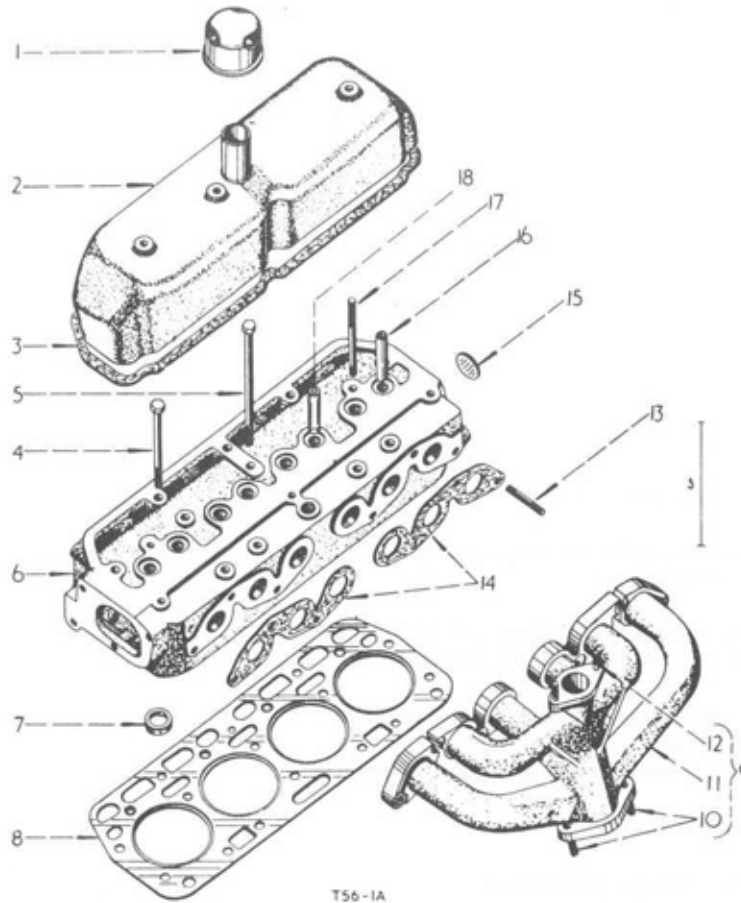
3-3/8" x 4", 4 CYLINDER



INDEX TO UNITS

Description	Page	Description	Page
Camshaft	5	Manifold, exhaust.....	3
Cover, crankcase front	7	intake	3
Crankcase	7	Pan, oil, crankcase.....	7
Crankcase.....	10	Package, engine gasket	27
Carburettor.....	17, 18	Valve grinding	27
Distributor.....	31	Pistons	11
Fan	28	Pipes, fuel	17
Filter, lubricating oil	24	Pump, fuel feed	21
Flywheel.....	11	Lubricating oil	22
Governor, unit	13	Water	28
Ignition, system	15	Rods, connecting	12
Head, cylinder	3	Sleeves, cylinder	11
Housing, thermostat	29	Thermostat	28
Lubrication, system	22	Valve, mechanism	5





T56-1A

Part Number	Ref. No.	Description	Serial Number	No. Req'd.
-------------	----------	-------------	---------------	------------

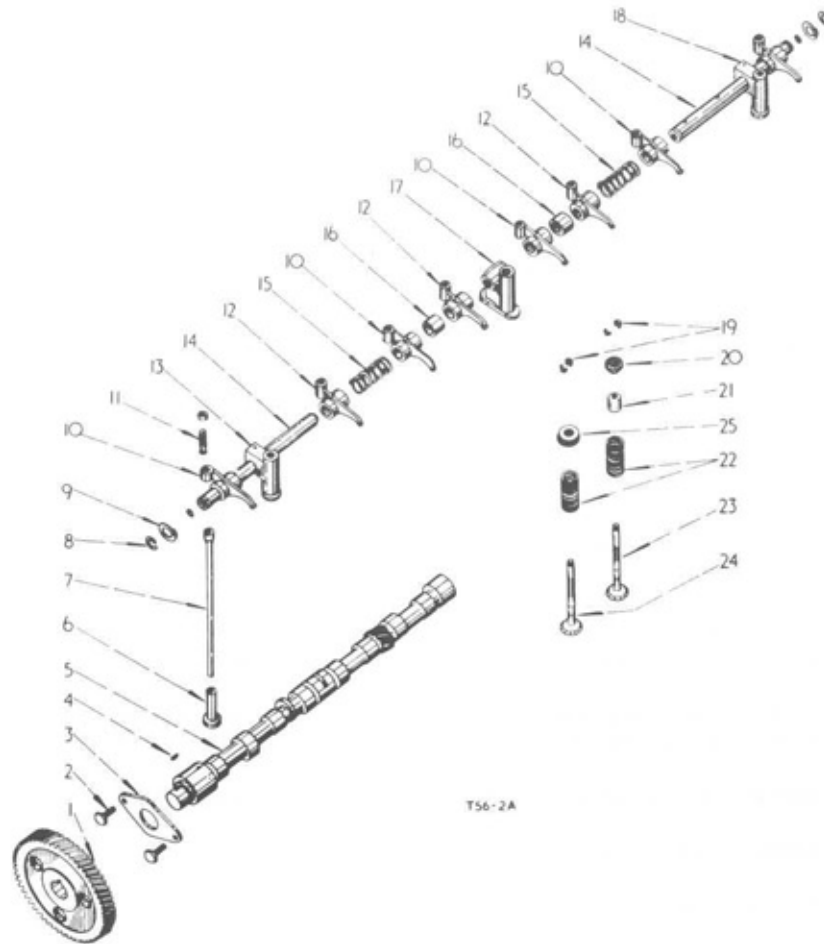
CYLINDER HEAD AND MANIFOLDS

707 469 R1	1	BREATHER		1
or 709 522 R91	1	BREATHER, cpte.		1
703 894 R21	2	COVER, valve housing, cpte.		1
102 635		NUT, hex., 3/8"		2
703 896 R1	3	GASKET, valve cover		1
708 331 R1	4	BOLT, cylinder head, short		13
63 116 D		WASHER, cylinder head bolt		13
708 332 R1	5	BOLT, cylinder head, long		1
63 116 D		WASHER, cylinder head bolt		1



PETROL ENGINE

Part Number	Ref. No.	Description	Serial Number	No. Req'd.
CYLINDER HEAD AND MANIFOLDS - continued				
3049 604 R91	6	HEAD, cylinder, assy. w/VALVES (comprising: -		1
		8 CUP 3049 610 R1 8 SPRING 3049 608 R1		
		1 HEAD 3049 605 R91 4 VALVE 3044 174 R1		
		16 LOCK 3049 609 R1 4 VALVE 3044 175 R1		
		4 ROTATOR 356 841 R91 4 SHIELD 3049 611 R1)		
3049 605 R91	6	HEAD, cylinder, assy. less valves (comprising: -		x
		4 GUIDE 3049 607 R1 1 PLUG 172 574		
		4 GUIDE 3044 179 R1 6 STUD 3044 180 R1		
		4 INSERT 3044 181 R1 2 STUD 703 875 R1)		
3044 181 R1	7	INSERT, exhaust, valve seat		4
3045 854 R1	8	GASKET, cylinder head		1
3044 236 R91	9	MANIFOLDS, intake and exhaust, cpte. (comprising: -		1
		1. MANIFOLD 3044 237 R1 2. STUD 704 164 R1)		
		2. STUD 3047 734 R1		
20 229 D		NUT, stud, intake and exhaust manifold		6
103 321		WASHER, lock, 3/8"		4
24 523 D		WASHER, stud, intake and exhaust manifold		2
704 164 R1	10	STUD, exhaust manifold		2
3044 237 R1	11	MANIFOLD, intake and exhaust		1
3047 734 R1	12	STUD, carburettor		2
3044 180 R1	13	STUD, manifold to cylinder head		6
3044 210 R1	14	GASKET, intake and exhaust manifold		2
172 574	15	PLUG, expansion, 1-1/2" O.D.		1
3044 179 R1	16	GUIDE, valve, exhaust		4
703 875 R1	17	STUD, rocker shaft end bracket		2
3049 607 R1	18	GUIDE, valve, intake		4
		CUP, valve spring retainer, upper)		8
		CUP, valve spring retainer, lower)		8
		LOCK, valve spring) See Camshaft and		16
		SPRING, inner valve)		8
		SPRING, outer valve) Valve mechanism		8
		VALVE, intake)		4
		VALVE, exhaust)		4



Part Number	Ref. No.	Description	Serial Number	No. Req'd.
-------------	----------	-------------	---------------	------------

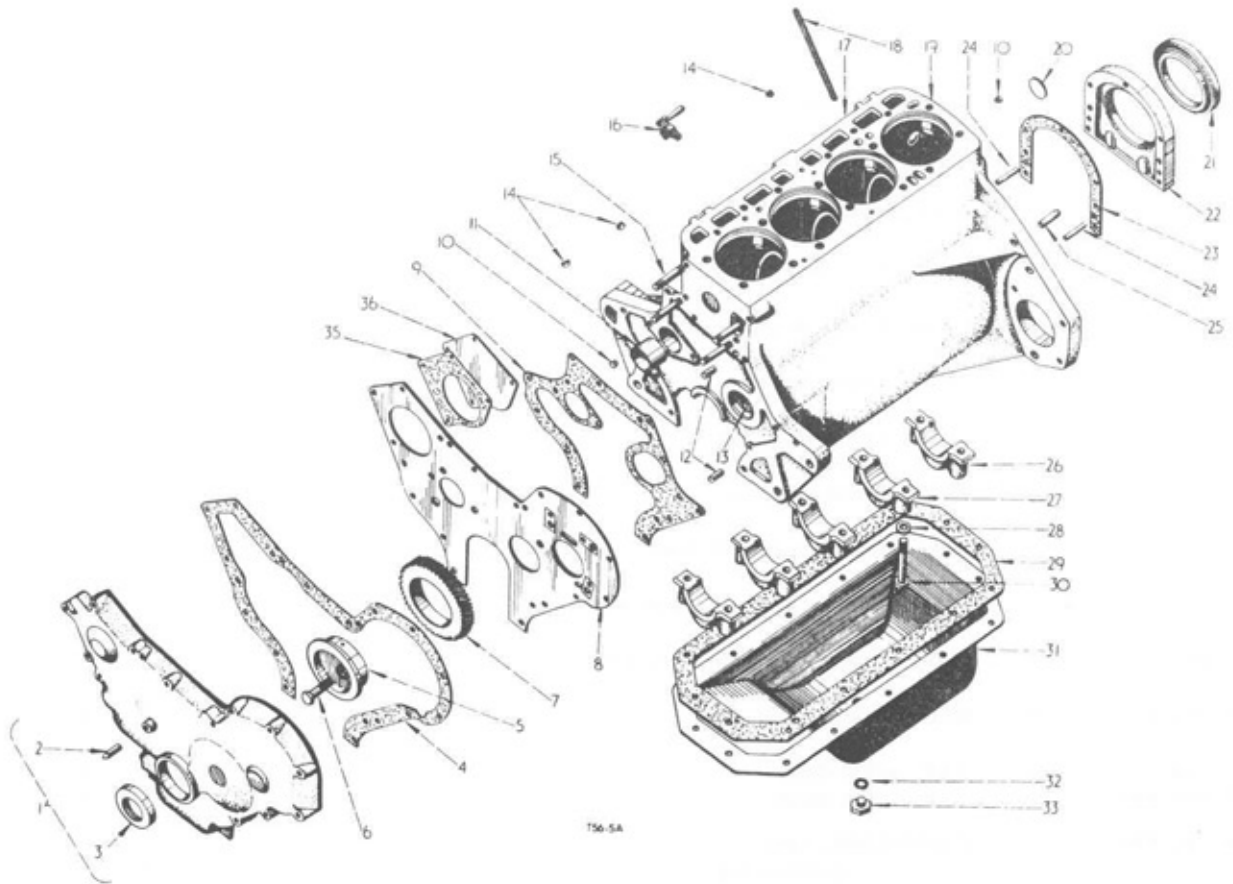
CAMSHAFT AND VALVE MECHANISM

703 812 R1	1	GEAR, camshaft (66 teeth)		1
26 058 D	2	SCREW, camshaft thrust plate		2
115 549		WASHER, lock, type A, internal tooth 3/8"		2
43 249 D	3	PLATE, camshaft thrust		1
218 217	4	KEY, camshaft gear (Woodruff)		1
709 450 R1	5	CAMSHAFT		1
704 782 R1	6	TAPPET, valve		8
3044 192 R1	7	ROD, valve push		8
43 375 D	8	RING, snap, valve lever shaft		2
43 374 D	9	WASHER, spring, valve lever shaft		2
3045 211 R11	10	LEVER, intake and exhaust valve, cpte. R.H. w/BUSH 24 564 DA		4
16 067 D	11	SCREW, valve lever adjusting		8
113 093 R1		NUT, valve lever adjusting screw		8

PETROL ENGINE



Part Number	Ref. No.	Description	Serial Number	No. Req'd.
CAMSHAFT AND VALVE MECHANISM-continued				
3045 210 R11	12	LEVER, intake and exhaust valve, cpte., L.H. w/BUSH 24 564 DA		4
703 886 R2	13	BRACKET, valve lever shaft, front		1
102 635		NUT, hex., 3/8"		1
442 934		PIN, groove, 3/16" x 1-1/4"		1
703 884 R21	14	SHAFT, valve lever, cpte., w/PLUG 172 528		2
172 528		PLUG, end, valve lever shaft		2
45 949 D	15	SPRING, valve lever		2
703 893 R2	16	SPACER, valve lever		2
703 885 R1	17	BRACKET, valve lever, shaft, centre		1
703 887 R2	18	BRACKET, valve lever shaft, rear		1
102 635		NUT, hex., 3/8"		1
442 934		PIN, groove, 3/16" x 1-1/4"		1
3049 609 R1	19	LOCK, valve spring	BC-144/518 up	16
704 443 R1	19	LOCK, valve spring	up to BC-144/517	16
3049 610 R1	20	CUP, intake spring retainer	BC-144/518 up	8
3044 176 R1	20	CUP, intake spring retainer	up to BC-144/517	8
3049 611 R1	21	SHIELD, intake valve guide oil	BC-144/518 up	4
3049 608 R1	22	SPRING, exhaust valve		8
3044 174 R1	23	VALVE, intake		4
3044 175 R1	24	VALVE, exhaust		4
356 841 R91	25	ROTATOR, exhaust valve, assy.,	BC-144/518 up	4
24 564 DA		BUSH, valve lever		8
3044 177 R1		CUP, valve spring retainer, lower	up to BC-144/517	8
3044 240 R1		SPRING, outer valve	up to BC-144/517	8
3044 239 R1		SPRING, inner valve	up to BC-144/517	8



Part Number	Ref. No.	Description	Serial Number	No. Req'd.
CRANKCASE, FRONT COVER AND OIL PAN				
3044 166 R91	1	COVER, crankcase front, cpte. w/OIL SEAL 20 290 D and POINTER 712 064 R1		1
179 818		BOLT, hex. hd., 5/16" x 1"		4
179 824		BOLT, hex. hd., 5/16" x 1-3/4"		4
179 825		BOLT, hex., 5/16" x 1-7/8"		6
102 634		NUT, hex. hd., 5/16"		4
103 320		WASHER, lock, 5/16"		14
712 064 R1	2	POINTER, timing		1
20 290 D	3	OIL SEAL, crankshaft front		1
or 703 844 R91	3	OIL SEAL, crankshaft front		1
or 709 772 R91	3	OIL SEAL, crankshaft front		1
708 285 R1	4	GASKET, crankcase front cover		1
3044 191 R1	5	SHAFT, idler gear		1

PETROL ENGINE



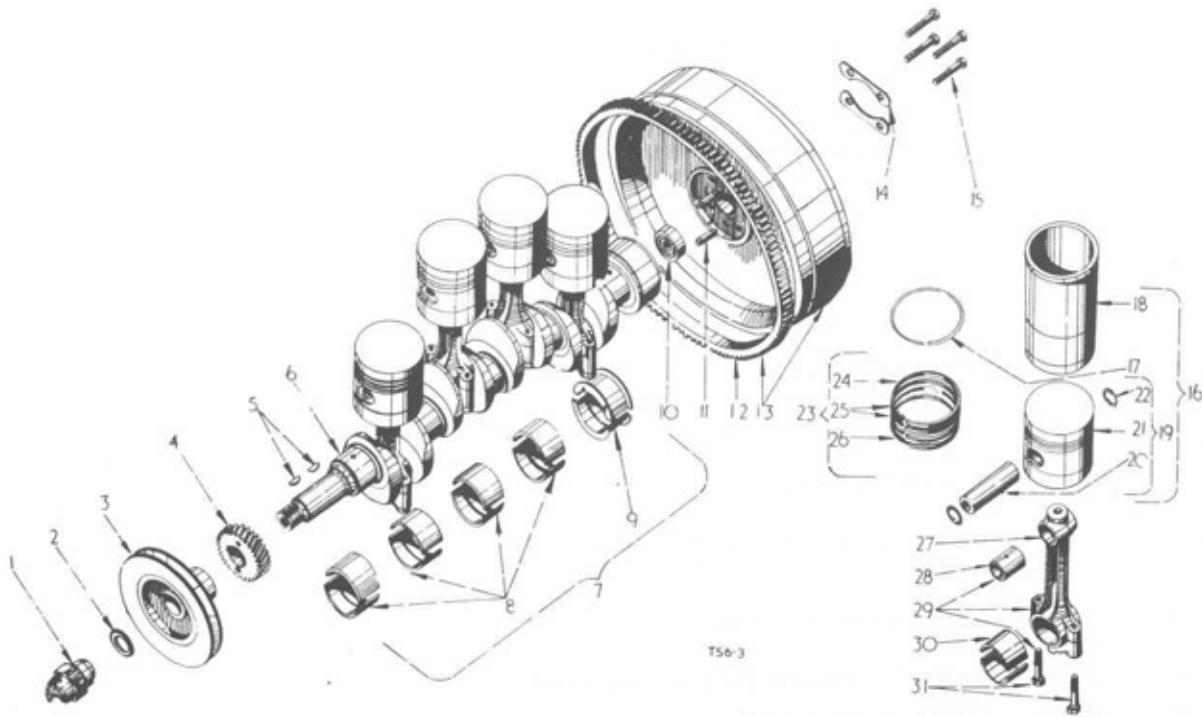
Part Number	Ref. No.	Description	Serial Number	No. Req'd.
CRANKCASE, FRONT COVER AND OIL PAN - continued				
181 434	6	BOLT, hex. hd., 1/2" x 1-7/8"		1
3044 190 R1	7	GEAR, idler		1
3044 164 R91	8	PLATE, crankcase front, cpte. w/three LOCKS 46 250 D and three RIVETS 110 638		1
3047 230 R1		SCREW, machine, crankcase front plate		2
709 903 R1	9	GASKET, crankcase front plate		1
103 884	10	PLUG, slotted headless pipe, 1/4"		2
703 827 R1	11	BUSH, camshaft, front		1
703 828 R1	11	BUSH, camshaft, centre		1
703 829 R1	11	BUSH, camshaft, rear		1
141 244	12	PIN, dowel (crankshaft front)		2
751 610 R1	13	INSERT, lock, idler gear bolt screw, 1/2" UNF x 1/2"		1
103 883	14	PLUG, slotted headless pipe, 1/8"		3
703 832 R1	15	STUD, water pump		4
106 794	16	TAP, water drain		1
or 707 888 R91	16	TAP, water drain		1
3044 162 R91	17	CRANKCASE, cpte. (comprising: -		1
		10 BOLT 3045 144 R1 2 PIN 141 223		
		1 BUSH 703 827 R1 3 PLUG 103 883		
		1 BUSH 703 828 R1 2 PLUG 103 884		
		1 BUSH 703 829 R1 1 PLUG 172 578		
		x CAP 3043 025 R1 1 STUD 703 877 R1		
		x CAP 3043 026 R1 4 STUD 703 832 R1		
		1 INSERT 751 610 R1 1 TAP 106 794		
		1/4 INSERT 701 020 R1 1 TUBE 701 020 R1		
		2 PIN 141 287 10 WASHER 709 547 R1)		
		2 PIN 141 244		
751 826 R1	18	TUBE, dipstick		1
751 834 R1	19	INSERT, heli-coil thread, 7/16" - 14		14
172 578	20	PLUG, expansion, 1-3/4" dia. type 1		1
708 903 R91	21	OIL SEAL, crankshaft rear		1
708 904 R1	22	RETAINER, crankshaft rear oil seal		1
or 708 905 R1	22	RETAINER, crankshaft rear oil seal		1
706 732 R1		BOLT, crankshaft rear oil seal retainer		7
103 320		WASHER, lock, 5/16"		7
708 907 R1	23	GASKET, crankshaft rear oil seal retainer		1
141 223	24	PIN, dowel, crankshaft rear oil seal retainer		2

PETROL ENGINE



Part Number	Ref. No.	Description	Serial Number	No. Req'd.
CRANKCASE, FRONT COVER AND OIL PAN - continued				
141 287	25	PIN, dowel		2
3043 026 R1	26	CAP, crankshaft bearing, rear		x
3043 025 R1	27	CAP, crankshaft bearing		x
711 055 R1	28	WASHER, crankshaft bearing cap bolt		10
703 840 R1	29	GASKET, crankcase pan		1
3045 144 R1	30	BOLT, crankshaft bearing cap		10
704 712 R21	31	PAN, crankcase oil, cpte.		1
179 817		BOLT, hex. hd., 5/16" x 7/8"		14
103 320		WASHER, lock, 5/16"		14
3 405 H	32	GASKET, crankcase pan drain plug		1
or 3043 644 R1	32	GASKET, crankcase pan drain plug		1
359 875 R1	33	PLUG, crankcase pan drain		1
703 851 R1	34	GASKET, hydraulic pump opening cover		1
703 850 R1	35	COVER, hydraulic pump opening		1
179 825		BOLT, hex. hd., 5/16" x 1-7/8"		3
272 391		BOLT, hex. hd., 5/16" x 2-1/8"		1
102 634		NUT, hex., 5/16"		4
103 320		WASHER, lock, 5/16"		4
Q 397		WASHER, 3/4" O.D. x 11/32" I.D. x 16 ga.		1

PETROL ENGINE



Part Number	Ref. No.	Description	Serial Number	No. Req'd.
CRANKSHAFT, FRONT COVER AND OIL PAN - continued				
711 069 R1	1	NUT, starting crank		1
138 516	2	WASHER, lock, 1" external tooth , type A		1
707 327 R1	3	PULLEY, fan drive		1
703 865 R1	4	PINION, crankshaft (33 teeth)		1
218 211	5	KEY, crankshaft pinion, Woodruff No. 91, 1/4" x 3/4"		2
751 303 R22	6	CRANKSHAFT, standard, cpte. w/BEARING 708 909 R93 and two PINS 24 550 D		1
708 912 R91	7	BEARING, crankshaft (standard size) w/ BEARING 708 910 R91 and four BEARINGS 710 318 R11		x
708 913 R91	7	BEARING, crankshaft main (.030 undersize) w/BEARING 708 911 R91 and four BEARINGS 710 740 R11		x
708 914 R91	7	BEARING, crankshaft main (.015 undersize) w/ BEARING 708 915 R91 and four BEARINGS 713 657 R11		x
710 318 R11	8	BEARING, crankshaft main, front and centre, cpte. (std. size) (comprising upper and lower half)		4
710 740 R11	8	BEARING, crankshaft main, front and centre, cpte. (.030 undersize) (comprising upper and lower half)		4
713 657 R11	8	BEARING, crankshaft main, front and centre, cpte. (.015 undersize) (comprising upper and lower half)		4

PETROL ENGINE

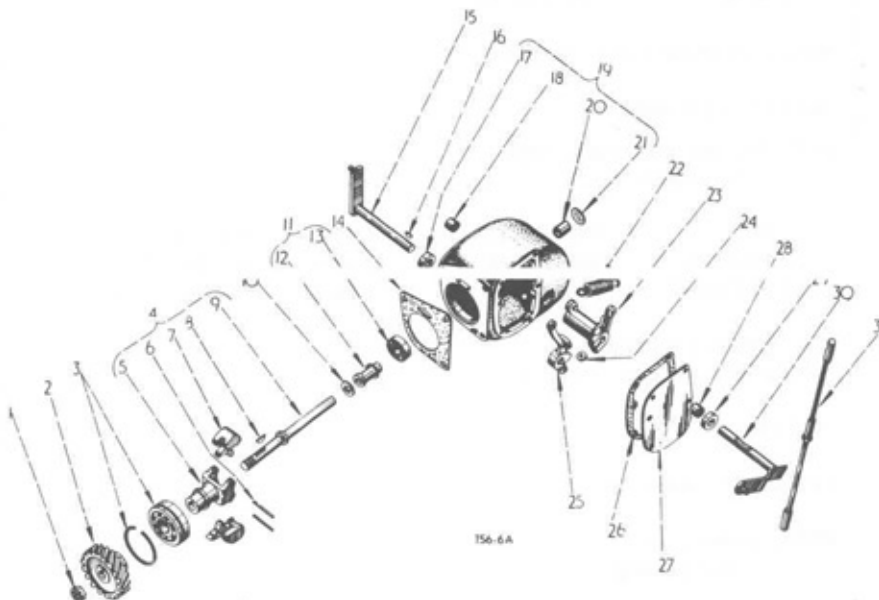


Part Number	Ref. No.	Description	Serial Number	No. Req'd.
CRANKSHAFT, FLYWHEEL, CONNECTING RODS AND PISTON - continued				
708 910 R91	9	BEARING, crankshaft main, rear cpte.	(standard size)	1
708 911 R91	9	BEARING, crankshaft main, rear cpte.	(.030 undersize)	1
708 915 R91	9	BEARING, crankshaft main, rear cpte. (comprising two halves)	(.015 undersize)	1
708 909 R93	10	BEARING, clutch pilot		1
751 846 R93	10	BEARING, clutch pilot		1
751 847 R93	10	BEARING, clutch pilot		1
751 848 R94	10	BEARING, clutch pilot		1
24 550 D	11	PIN, flywheel dowel		2
3044 171 R1	12	GEAR, flywheel ring		1
3044 170 R91	13	FLYWHEEL, cpte. w/GEAR 3044 171 R1 and two PINS 141 215		1
141 215		PIN, dowel, 5/16" x 1/2" long		2
709 516 R1	14	LOCK, flywheel bolt		2
709 517 R1	15	BOLT, flywheel		4
3044 201 R91	16	SLEEVE, cylinder and pistons w/ four PISTONS 3044 202 R91		1
3044 202 R91	16	PISTON, w/SLEEVE, cpte. (comprising		4
		1 PISTON 3044 203 R91 1 SLEEVE 704 092 R1)		
		1 RING 704 100 R1		
704 100 R1	17	RING, cylinder sleeve packing		4
704 092 R1	18	SLEEVE, cylinder		4
3044 203 R91	19	PISTON, pin and rings, assy (comprising		4
		1 PIN 704 094 R1 1 PIN 3044 204 R1		
		1 PISTON 3044 207 R1 2 RING 3044 205 R1		
		2 RETAINER 704 095 R1 1 RING 705 993 R1)		
704 094 R1	20	PIN, piston (standard)		4
716 411 R1	20	PIN, piston, (.005 oversize)		x
3044 207 R1	21	PISTON		4
704 095 R1	22	RETAINER, piston pin		8
3044 208 R91	23	RING, piston, set (comprising		x
		4 RING 3044 204 R1 4 RING 705 993 R1)		
		8 RING 3044 205 R1		
3044 204 R1	24	RING, piston compression, top		4
3044 205 R1	25	RING, piston compression		8
705 993 R1	26	RING, piston, oil control		4

PETROL ENGINE



Part Number	Ref. No.	Description	Serial Number	No. Req'd.
CRANKSHAFT, FLYWHEEL, CONNECTING RODS AND PISTON - continued				
704 089 R91	27	ROD, connecting, set, assy. w/four RODS 704 088 R91		1
711 045 R1	28	BUSH, piston pin		4
3043 611 R1	28	BUSH, piston pin		4
704 088 R91	29	ROD, connecting, assy. w/BUSH 711 045 R1 and two BOLT 3043 216 R1		4
710 327 R11	30	BEARING, connecting rod, cpte. (standard size) (two halves)		4
710 737 R11	30	BEARING, connecting rod, cpte. (.030 undersize) (two halves)		X
713 660 R11	30	BEARING, connecting rod, cpte. (.015 undersize) (two halves)		X
3043 216 R1	31	BOLT, connecting rod		8
710 768 R91		BEARING, connecting rod, cpte. (standard size), comprising four BEARING 710 327 R11		X
710 769 R91		BEARING, connecting rod, cpte. (.030 undersize), comprising four BEARING 710 737 R11		X
715 146 R91		BEARING, connecting rod, cpte. (.015 undersize), comprising four BEARING 713 660 R11		X



GOVERNOR UNIT

PETROL ENGINE



Part Number	Ref. No.	Description	Serial Number	No. Req'd.
-------------	----------	-------------	---------------	------------

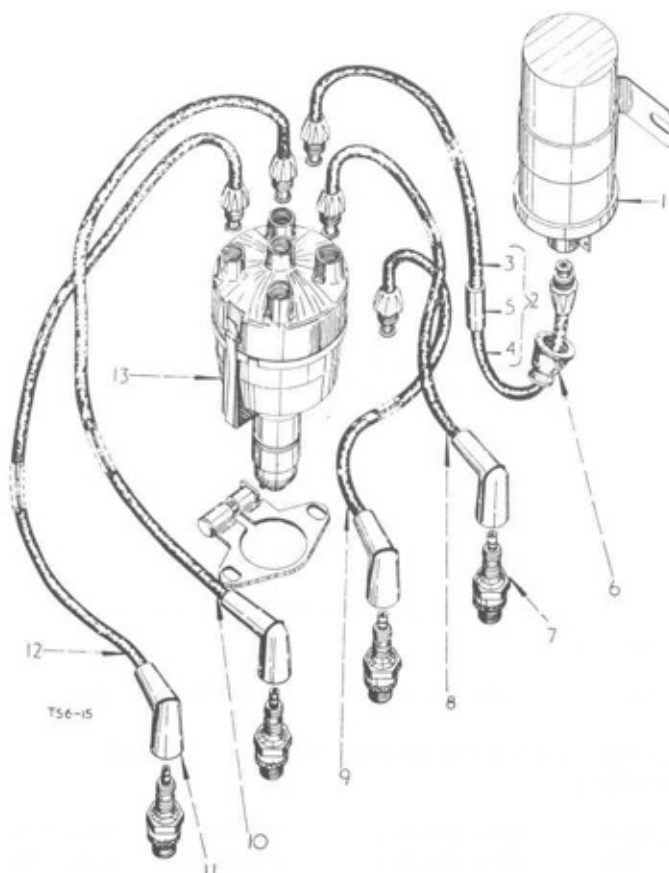
GOVERNOR UNIT

451 074	1	NUT, jam, hex., 9/16" UNF		1
3043 832 R1	2	GEAR, governor (33 teeth)		1
703 612 R91	3	BEARING, governor shaft (SKF)		1
or ST 289	3	BEARING, governor shaft (IHC)		1
or 45 774 D	3	BEARING, governor shaft (ND)		1
or 700 540 R91	3	BEARING, governor shaft (Fischer)		1
or 700 541 R91	3	BEARING, governor shaft (R&M)		1
or 3040 120 R91	3	BEARING, governor shaft (Hoffman)		1
3043 838 R91	4	CARRIER, and WEIGHT, governor, assy (comprising		1
		1 CARRIER 360 535 R1 1 SHAFT 3043 836 R1		
		1 KEY 124 547 2 WEIGHT 3043 837 R1)		
		2 PIN 45 656 DA		
360 535 R1	5	CARRIER, governor weight		1
or 48 256 DA	5	CARRIER, governor weight cpte.		1
45 656 DA	6	PIN, governor weight		2
3043 837 R1	7	WEIGHT, governor		2
124 547	8	KEY, Woodruff No. 7,1/8" x 3/4"		1
3043 836 R1	9	SHAFT, governor		1
3043 835 R1	10	WASHER, governor sleeve, thrust		1
351 910 R91	11	SLEEVE, governor and bearing, thrust, assy. w/BEARING ST 506 and SLEEVE 48 250 D		1
48 250 D	12	SLEEVE, governor		1
ST 506	13	BEARING, governor thrust (IHC)		1
700 310 R91	13	BEARING, governor thrust (R&M)		1
or 3040 121 R91	13	BEARING, governor thrust (SKF)		1
or 3040 122 R91	13	BEARING, governor thrust (Hoffman)		1
3044 212 R1	14	GASKET, governor housing		1
3043 840 R91	15	LEVER, governor speed change, cpte. w/PIN 706 204 R1		1
706 204 R1		PIN, ball, governor speed change lever		1
106 749	16	KEY, Woodruff No. 3,1/8" x 1/2"		1
45 667 D	17	OIL SEAL, governor housing		2
or 357 968 R91	17	OIL SEAL, governor housing		2
3043 848 R91	18	BEARING, rockshaft, R. H.		1



PETROL ENGINE

Part Number	Ref. No.	Description	Serial Number	No. Req'd.
GOVERNOR UNIT - continued				
3043 849 R11	19	HOUSING, governor, cpte (comprising 1 BEARING 45 775 D 1 PLUG 172 540 1 BEARING 3043 848 R91 2 OIL SEAL 45 667 D) 1 BUSH 48 227 D		1
179 838		BOLT, hex. hd., 3/8" x 7/8"		3
48 227 D	20	BUSH, governor housing		1
172 540	21	PLUG, expansion, 7/8" dia.		1
3043 834 R1	22	SPRING, governor		1
3043 847 R11	23	LEVER, governor rockshaft cpte. w/two PINS 48 254 D		1
3043 842 R1		BOLT, socket head, 3/16" - 24 x 7/8"		1
48 254 D		PIN, thrust, governor rockshaft lever		2
115 546		WASHER, lock, internal tooth, No. 12		1
3043 843 R1	24	KEY, governor, rockshaft lever		1
3043 841 R1	25	LEVER, governor spring		1
179 797		BOLT, hex., 1/4" x 1"		2
109 084		NUT, hex., 1/4"		1
103 319		WASHER, lock, 1/4"		1
3044 211 R1	26	GASKET, governor housing cover		1
3043 833 R1	27	COVER, governor housing		1
10 958 D		BOLT, governor housing cover		2
179 816		BOLT, hex. hd., 5/8" x 3/4"		4
103 320		WASHER, lock, 5/8"		6
45 775 D	28	BEARING, rockshaft, L. H.		1
or 357 968 R91	29	OIL SEAL, governor housing		1
3043 846 R91	30	LEVER, carburettor control cpte. w/PIN 706 204 R1		1
706 204 R1		PIN, ball, carburettor control lever		1
3043 831 R91	31	ROD, control, governor to carburettor cpte.		1
3048 289 R1		BOLT, governor spring lever, long		1
109 084		NUT, hex., 1/4"		1

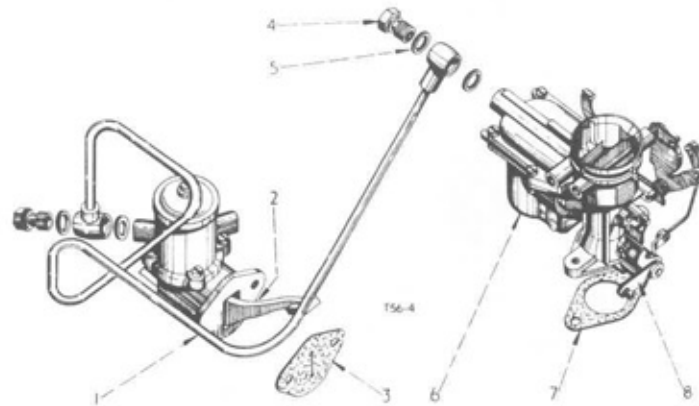


Part Number	Ref. No.	Description	Serial Number	No. Req'd.
IGNITION SYSTEM				
3044 214 R91	1	COIL, cpte		1
179 814		BOLT, hex. hd., 5/16" x 5/8"		2
102 634		NUT, hex., 5/16"		2
103 320		WASHER, lock, 5/16"		2
3044 216 R91	2	CABLE, ignition, high tension - coil to distributor cpte. (Domestic) comprising		1
3044 217 R91	3	CABLE, ignition, high tension, long		1
3044 218 R91	4	CABLE, ignition, high tension, short		1
702 088 R91	5	SUPPRESSOR		1
251 553 R1	6	NIPPLE, terminal		6
3044 229 R91	7	PLUG, spark, 14 mm thd - 1/2" reach		4
3044 234 R91	8	CABLE, No. 2 spark plug		1
3044 230 R91	9	CABLE, No. 4 spark plug		1
3044 235 R91	10	CABLE, No. 3 spark plug		1
3044 231 R91	11	SUPPRESSOR		4

PETROL ENGINE

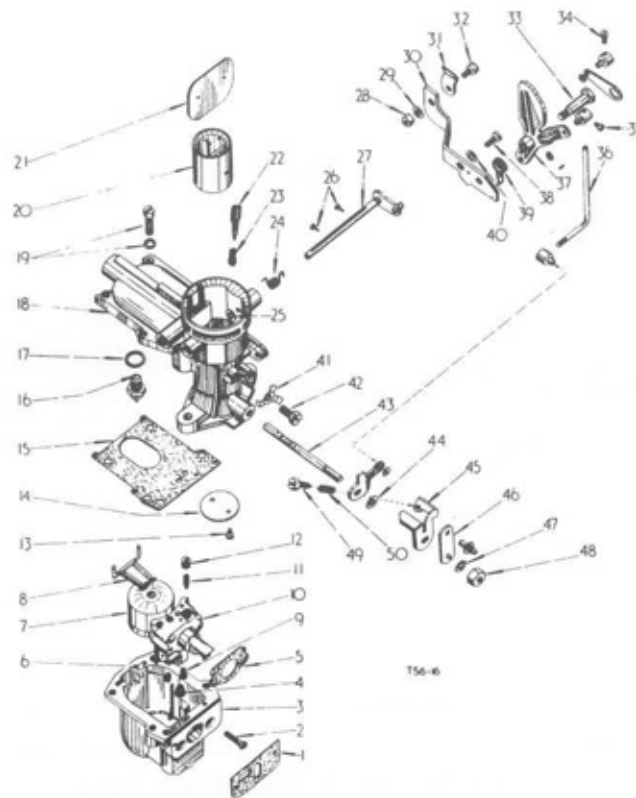


Part Number	Ref. No.	Description	Serial Number	No. Req'd.
IGNITION SYSTEM - continued				
3044 233 R91	12	CABLE, No. 1 spark plug		1
3044 213 R91	13	DISTRIBUTOR cpte. (see detail list)		1
179 795		BOLT, hex. hd., 1/4" - 20 x 3/4"		2
103 319		WASHER, lock, 1/4"		2
3044 224 R91		SLEEVE, cable		1
3044 226 R91		CABLE, spark plug assy. fitted with SUPPRESSORS, w/CABLE 3044 227 R91 and CABLE 3044 228 R91 (Domestic)		x
3044 227 R91		CABLE, Nos. 1, 2 and 3 spark plug, assy. cpte. with SUPPRESSORS (Domestic) (comprising 1 CABLE 3044 232 R91 3 SUPPRESSORS 3044 231 R91)		1
3044 228 R91		CABLE, No. 4 spark plug, cpte. w/SUPPRESSOR (Domestic) (comprising 1 CABLE 3044 230 R91 1 SUPPRESSOR 3044 231 R91)		1
3044 232 R91		CABLE, Nos. 1, 2 and 3 spark plug, assy. (Domestic) (comprising 1 CABLE 3044 233 R91 1 CABLE 3044 235 R91 1 CABLE 3044 234 R91 1 SLEEVE 3044 224 R91)		1
3044 215 R91		CABLE, ignition, high tension, coil to distributor (Export)		1
3044 219 R91		CABLE, spark plug, assy. (Export) (comprising 1 CABLE 3044 220 R91 1 CABLE 3044 225 R91)		x
3044 225 R91		CABLE, No. 4 spark plug, cpte.		1
3044 220 R91		CABLE, Nos. 1, 2 and 3 spark plug, assy (comprising		1
3044 221 R91		CABLE, No. 1 spark plug		1
3044 222 R91		CABLE, No. 2 spark plug		1
3044 223 R91		CABLE, No. 3 spark plug		1
3044 224 R91		SLEEVE, cable		1
3047 607 R1		NUT, coil		1
3046 364 R1		WASHER, coil		1



Part Number	Ref. No.	Description	Serial Number	No. Req'd.
CARBURETTOR, FUEL PUMP AND PIPES				
3044 197 R91 138 221	1	PUMP, fuel assy. (see detail list) BOLT, socket hd., 5/16" x 3/4"		1 2
3044 198 R92	2	PIPE, fuel, pump to carburettor cpte.		1
3043 370 R1	3	GASKET, fuel pump		1
708 296 R1	4	BOLT, banjo		2
708 297 R1	5	WASHER, banjo (inlet and outlet)		4
3044 193 R91 103 025 103 320	6	CARBURETTOR, cpte. (see detail list) NUT, hex., 5/16" - 24 UNF WASHER, lock, 5/16"		1 2 2
3047 295 R91	7	GASKET, carburettor		1

PETROL ENGINE



Part Number	Ref. No.	Description	Serial Number	No. Req'd.
CARBURETTOR				
3044 193 R91		CARBURETTOR comprising: -		1
3047 468 R1 3047 467 R1	1	GASKET, vertical bowl face SCREW washer		1 1
3047 461 R1	2	SCREW, fixing, emulsion block		2
3047 458 R1	3	BOWL, carburettor		1
3048 468 R1	4	JET, main (size 90)		1
3047 460 R1	5	GASKET, emulsion block		1
3047 505 R1	6	SCREW, ventilating (size 2.6)		1
3047 463 R91	7	FLOAT		1
3047 464 R91	8	FLOAT ARM and PIVOT		1
3048 469 R1	9	JET, compensating (size 85)		1
3047 459 R1	10	BLOCK, emulsion		1
3047 506 R1	11	JET, slow running (size 50)		1

PETROL ENGINE

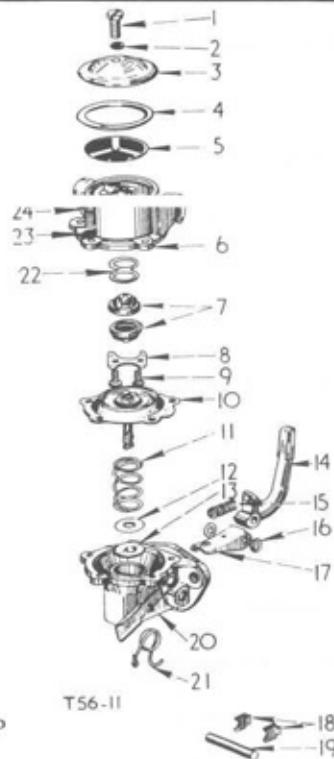


Part Number	Ref. No.	Description	Serial Number	No. Req'd.
CARBURETTOR - continued				
3047 507 R1	12	PLUG, over slow running jet (size 50)		1
3047 479 R1	13	SCREW, throttle		2
3047 478 R1	14	THROTTLE		1
3047 466 R1	15	GASKET, cover, float chamber		1
3047 467 R1		SCREW, parker		4
3047 508 R1	16	SEATING, needle (size 1.5)		1
3047 462 R1	17	WASHER, doe needle seating		1
3047 469 R91	18	BARREL, carburettor, assy.		1
3047 465 R91	19	SCREW, and SPRING WASHER, fixing bowl to barrel		4
3048 467 R1	20	TUBE, choke (size 24)		1
3047 486 R1	21	FLAP, strangler		1
3047 499 R1	22	SCREW, volume control		1
3047 500 R1	23	SPRING, volume control		1
3047 485 R1	24	SPRING, automaticity		1
3047 484 R1	25	WASHER, for strangler spindle		1
700 659 R1	26	SCREW, strangler flap		2
3047 483 R91	27	LEVER and SPINDLE, strangler		1
3047 489 R1	28	NUT		1
3047 490 R1	29	WASHER, shakeproof		1
3047 491 R1	30	BRACKET, strangler control		1
3047 487 R1	31	CLIP		1
3047 488 R1	32	SCREW		1
3047 495 R1	33	SCREW, strangler central lever pivot		1
3047 497 R1	34	SCREW, swivel		1
3047 496 R1	35	SCREW, interconnection swivel		1
3047 476 R1	36	ROD, interconnection		1
3047 493 R1	37	LEVER, strangler control		1
3047 492 R1	38	SCREW, strangler control bracket		1
3047 494 R1	39	SPRING, strangler control lever		1



PETROL ENGINE

Part Number	Ref. No.	Description	Serial Number	No. Req'd.
CARBURETTOR - continued				
3047 490 R1	40	WASHER, shakeproof		1
3047 481 R1	41	WASHER, tab		1
3047 482 R1	42	SCREW, fixing choke tube		1
3047 470 R1	43	SPINDLE, throttle		1
3047 477 R1	44	WASHER, for throttle spindle		1
3047 471 R1	45	STOP, throttle		1
3047 472 R1	46	LEVER, throttle		1
3047 474 R1	47	WASHER, shakeproof		1
3047 473 R1	48	NUT		1
3047 480 R1	49	SCREW, throttle stop		1
700 632 R1	50	SPRING, throttle stop screw		1
3047 501 R1		GASKET, flange		1
3047 475 R1	51	LEVER, floating		1
3047 498 R1		LINK, strangler control		1



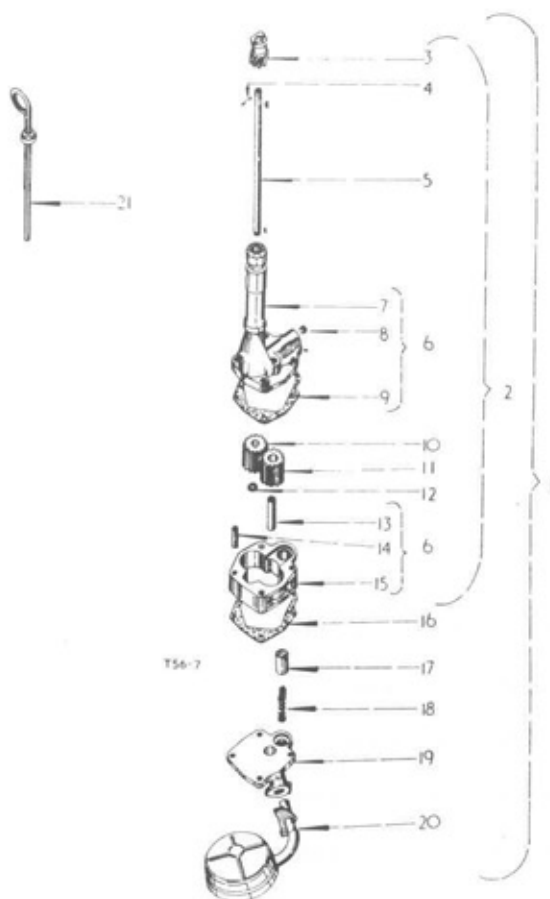
FUEL FEED PUMP

PETROL ENGINE



Part Number	Ref. No.	Description	Serial Number	No. Req'd.
FUEL FEED PUMP				
3044 197 R91		PUMP, fuel feed (comprising		1
702 953 R1	1	SCREW, head		1
3044 511 R1	2	GASKET, head screw		1
3044 512 R1	3	COVER, filter		1
3044 518 R1	4	GASKET, filter		1
3044 513 R1	5	SCREEN, filter		1
3044 514 R1	6	COVER		1
702 959 R91	7	VALVE, assy.		2
702 960 R1	8	PLATE, valve retaining		1
702 961 R1	9	SCREW, valve retaining		2
708 953 R91	10	DIAPHRAGM, assy.		1
3047 235 R1	11	SPRING, diaphragm		1
708 958 R1	12	WASHER, oil seal - (metal)		1
708 959 R1	13	WASHER, oil seal - (fabric)		1
3044 517 R1	14	ARM, rocker		1
708 956 R1	15	SPRING, rocker arm		1
708 957 R1	16	WASHER, pin, rocker arm		2
708 963 R1	17	LINK		1
3044 516 R1	18	RETAINER, rocker arm pin		2
3044 515 R1	19	PIN, rocker arm		1
3044 519 R91	20	BODY and HAND PRIMER assy.		1
3044 520 R1	21	SPRING, priming lever		1
702 958 R1	22	GASKET, valve		1
702 964 R1	23	WASHER, cover screw		5
132 117	24	SCREW, cover		5
3044 458 R91		SET, primer parts		x
3046 381 R91		KIT, repair, less rocker arm		x
138 221		BOLT, socket hd., 5/16" x 3/4"		2

PETROL ENGINE



Part Number	Ref. No.	Description	Serial Number	No. Req'd.
LUBRICATION SYSTEM				
3043 827 R91	1	PUMP, oil, assy. (comprising		1
		1 BODY 3043 828 R91	2 NUT 102 634	
		1 BOLT 179 826	1 PIN 108 635	
		2 BOLT 179 828	1 SCREEN 56 108 D	
		1 BOLT 179 829	1 SPRING 751 829 R1	
		1 COVER 751 828 R1	1 VALVE 751 830 R1	
		x GASKET 711 558 R1	6 WASHER 115 548)	
179 840		BOLT, hex. hd., 3/8" x 1-1/8"		1
115 549		WASHER, lock, internal tooth, 3/8"		1
3045 828 R91	2	BODY, oil pump, assy. (comprising		1
		1 BODY 751 831 R91	1 PINION 3043 830 R1	
		1 GEAR 751 656 R1	1 PIN 932 204 R1	
		1 GEAR 751 657 R1	1 RETAINER 27 999 H	
		2 KEY 103 905	x SHAFT 712 095 R1)	

PETROL ENGINE



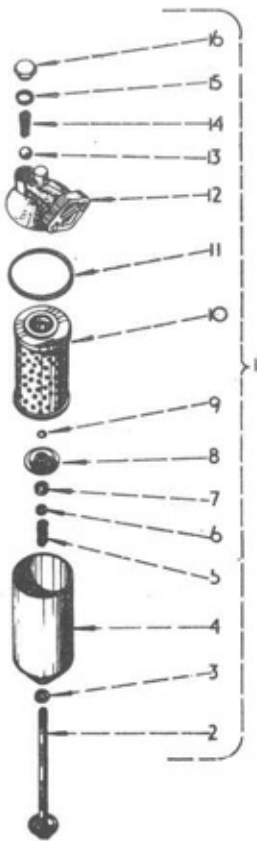
Part Number	Ref. No.	Description	Serial Number	No. Req'd.
-------------	----------	-------------	---------------	------------

LUBRICATION SYSTEM - continued

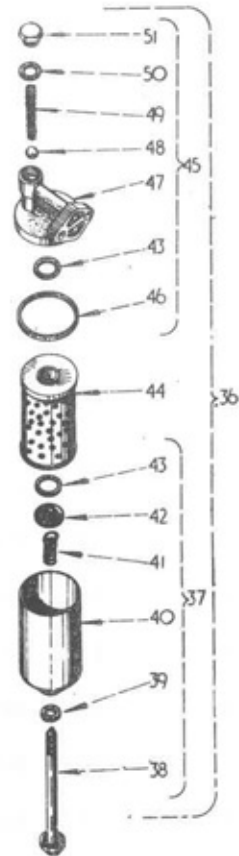
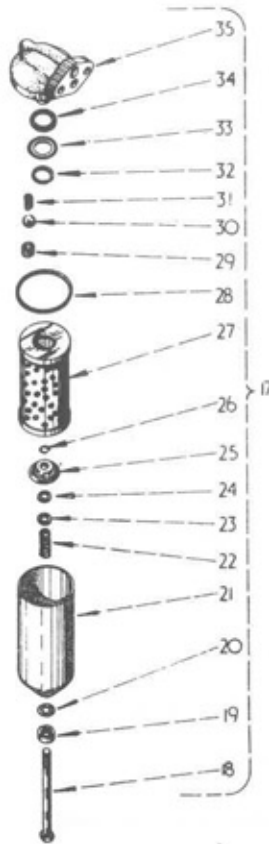
3043 830 R1	3	PINION, oil pump drive		1
932 204 R1	4	PIN, roll (3 mm dia. x 20 mm long)		1
712 095 R1	5	SHAFT, oil pump drive		x
751 831 R91	6	BODY, oil pump, cpte. (comprising		1
		1 BODY	2 PIN	932 205 R1
		1 CASE	1 PLUG	103 883
		1 GASKET	706 628 R1	1 SHAFT
*	7	BODY, oil pump		1
103 883	8	PLUG, pipe, 1/8"		1
706 628 R1	9	GASKET, oil pump body		1
751 656 R1	10	GEAR, oil pump body		1
751 657 R1	11	GEAR, oil pump body		1
27 999 H	12	RETAINER, oil pump body gear		1
*	13	SHAFT, oil pump idler		1
932 205 R1	14	PIN, roll (10 mm dia. x 40 mm long)		2
*	15	CASE, oil pump gear		1
711 558 R1	16	GASKET, oil pump gear		x
751 830 R1	17	VALVE, regulating , oil pressure		1
751 829 R1	18	SPRING, oil pressure regulating valve		1
751 828 R1	19	COVER, oil pump		1
179 826		BOLT, hex. hd., 5/16" x 2"		1
179 828		BOLT, hex. hd., 5/16" x 2-1/2"		2
179 829		BOLT, hex. hd., 5/16" x 2-3/4"		1
102 634		NUT, hex., 5/16"		2
115 548		WASHER, lock, internal tooth, type A 5/16"		6
56 108 D	20	SCREEN, oil pump		1
108 635		PIN, cotter, 1/8" x 1-1/8"		1
706 977 R91	21	GAUGE, oil level, cpte.		1
706 592 R1		GASKET, lubricating oil filter base		1
103 905		KEY, Woodruff (used on oil pump body assy).		2

* NOTE: Not supplied separately

PETROL ENGINE



145-03



Part Number	Ref. No.	Description	Serial Number	No. Req'd.
-------------	----------	-------------	---------------	------------

LUBRICATING OIL FILTER

3042 420 R91	1	FILTER, oil assy., Tecalemit, optional w/705 612 R91 and 708 548 R91 (comprising: - 1 BALL 3043 285 R1 1 PLUG 3043 287 R1 1 BOLT 3043 290 R1 1 RING 3042 423 R1 1 CIRCLIP 3042 430 R1 1 SPRING 3043 291 R1 1 CONTAINER 3043 289 R1 1 SPRING 3043 286 R1 1 HEAD 3043 284 R1 1 WASHER 3043 288 R1 1 PACKAGE 3043 283 R92 1 WASHER 3042 425 R1 1 PACKAGE 3042 419 R92 1 WASHER 3043 292 R1 1 PACKAGE 705 747 R91 1 WASHER 3042 428 R1) 2 PLATE 3043 315 R1 1 PLATE 3043 293 R91		1
179 841		BOLT, hex. hd., 3/8" x 1-1/4"		2
103 321		WASHER, lock, 3/8"		2
3043 290 R1	2	BOLT, centre		1
3042 425 R1	3	WASHER, centre bolt sealing		1



PETROL ENGINE

Part Number	Ref. No.	Description	Serial Number	No. Req'd.
LUBRICATING OIL FILTER - continued				
3043 289 R1	4	CONTAINER		1
3043 291 R1	5	SPRING, pressure plate		1
3043 292 R1	6	WASHER, pressure plate spring		1
3042 428 R1	7	WASHER, felt		1
3043 293 R91	8	PLATE, pressure, assy.		1
3042 430 R1	9	CIRCLIP, centre bolt		1
3043 283 R92	10	PACKAGE, element service w/PLATE 3043 315 R1, RING 3042 423 R1 and RING 707 859 R1 optional with PACKAGE 3042 419 R92 and 705 747 R91		1
3043 315 R1		PLATE, adaptor		2
3042 423 R1	11	RING, sealing		1
3043 284 R1	12	HEAD, filter		1
3043 285 R1	13	BALL, relief valve		1
3043 286 R1	14	SPRING, relief valve		1
3043 288 R1	15	WASHER, plug		1
3043 287 R1	16	PLUG, relief valve		1
708 548 R91	17	FILTER, oil, assy., Purlator, optional w/705 612 R91 and (comprising 3042 420 R91		
		1 BALL 707 870 R1	1 PACKAGE 3043 283 R92	
		1 BOLT 707 872 R1	1 PACKAGE 705 747 R91	
		1 CIRCLIP 707 869 R1	1 PACKAGE 3042 419 R92	
		1 CIRCLIP 707 874 R1	1 SEAL 707 867 R1	
		1 COLLAR 707 862 R1	1 SEAL 707 859 R1	
		1 GASKET 707 861 R1	1 SEAT 707 864 R1	
		1 GUIDE 707 868 R1	1 SPRING 707 865 R1	
		1 GUIDE 707 871 R1	1 SPRING 707 860 R1	
		1 HEAD 707 873 R1	1 SUMP 707 866 R91	
		1 "O" RING 707 863 R1	1 WASHER 708 967 R1)	
179 841		BOLT, hex. hd., 3/8" x 1-1/4"		2
103 321		WASHER, lock, 3/8"		2
707 872 R1	18	BOLT, centre		1
707 862 R1	19	COLLAR, centre bolt		1
707 863 R1	20	"O" RING		1
707 866 R91	21	SUMP, assy.		1
707 860 R1	22	SPRING		1
708 967 R1	23	WASHER		1

PETROL ENGINE



Part Number	Ref. No.	Description	Serial Number	No. Req'd.
LUBRICATING OIL FILTER-continued				
707 867 R1	24	SEAL, centre spindle		1
707 871 R1	25	GUIDE, element, bottom		1
707 869 R1	26	CIRCLIP		1
3042 419 R92	27	PACKAGE, element service, optional w/705 747 R91 and 3043 283 R92		1
707 859 R1	28	SEAL, head		1
707 864 R1	29	SEAT, for relief valve		1
707 870 R1	30	BALL, relief valve		1
707 865 R1	31	SPRING, for relief valve		1
707 874 R1	32	CIRCLIP		1
707 868 R1	33	GUIDE, element		1
707 861 R1	34	GASKET		1
707 873 R1	35	HEAD, filter		1
705 612 R91	36	FILTER, oil assy. AC Delco, optional w/708 548 R91 and 3042 420 R91 (comprising 1 BOLT 705 732 R1 1 PACKAGE 3043 283 R92 1 COVER 705 738 R91 1 RETAINER 705 734 R1 1 PACKAGE 705 747 R91 1 SHELL 705 731 R91) 1 PACKAGE 3042 419 R92		1
179 841		BOLT, hex. hd., 3/8" x 1-1/4"		2
103 321		WASHER, lock, 3/8"		2
705 731 R91	37	SHELL, assy. comprising:-		1
705 732 R1	38	BOLT, centre		1
705 733 R1	39	WASHER, bolt		1
705 736 R1	40	SHELL		1
705 737 R1	41	SPRING, element retainer		1
705 734 R1	42	RETAINER, lower seal		1
705 735 R1	43	SEAL, element		2
705 747 R91	44	PACKAGE, element service, optional w/3042 419 R92 and 3043 283 R92		1

PETROL ENGINE

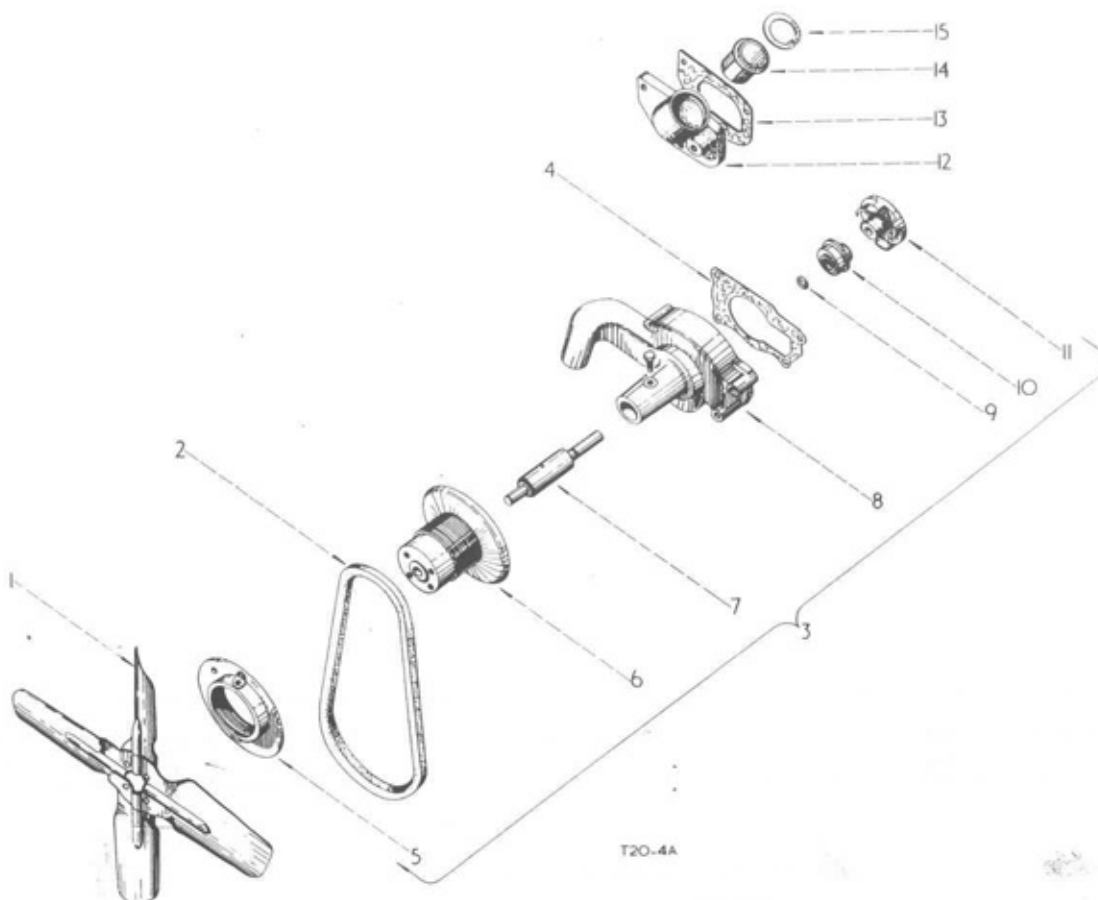


Part Number	Ref. No.	Description	Serial Number	No. Req'd.
LUBRICATING OIL FILTER-continued				
705 738 R91	45	COVER, assy. comprising :-		1
705 744 R1	46	GASKET, cover		1
705 742 R1	47	COVER		1
705 745 R1		INSERT, gasket cover		1
705 743 R1	48	BALL, valve, engine relief		1
705 741 R1	49	SPRING, valve, engine relief		1
705 740 R1	50	GASKET, valve plug		1
705 739 R1	51	PLUG, valve		1
		SEAL, element (see ref. 43)		
706 592 R1		GASKET, lubricating oil filter base		1
Part Number	Ref. No.	Description	Serial Number	No. Req'd.

PACKAGES

3044 209 R92		PACKAGE, valve grinding (Petrol) comprising: -		x
3045 854 R1		GASKET, cylinder head		1
3044 210 R1		GASKET, intake and exhaust manifold		2
703 896 R1		GASKET, valve housing		1
703 815 R1		GASKET, thermostat housing		1
3044 241 R92		PACKAGE, gasket (Petrol) comprising: -		x
703 816 R1		GASKET, water pump		1
703 815 R1		GASKET, thermostat housing		1
708 903 R91		OIL SEAL, crankshaft rear		1
708 907 R1		GASKET, crankshaft rear oil seal retainer		1
703 840 R1		GASKET, crankcase pan		1
3 405 H		GASKET, crankcase drain plug		1
or 3043 644 R1		GASKET, crankcase drain plug		1
709 903 R1		GASKET, crankcase front plate		1
708 285 R1		GASKET, crankcase front cover		1
703 851 R1		GASKET, hydraulic pump opening cover		1
3045 854 R1		GASKET, cylinder head		1
703 896 R1		GASKET, valve cover		1
706 592 R1		GASKET, lubrication oil filter base		1
3044 210 R1		GASKET, intake and exhaust manifold		2
3044 211 R1		GASKET, governor housing cover		1
3044 212 R1		GASKET, governor housing		1
3044 370 R1		GASKET, fuel pump		1
3044 194 R1		GASKET, carburettor		1

PETROL ENGINE



Part Number	Ref. No.	Description	Serial Number	No. Req'd.
-------------	----------	-------------	---------------	------------

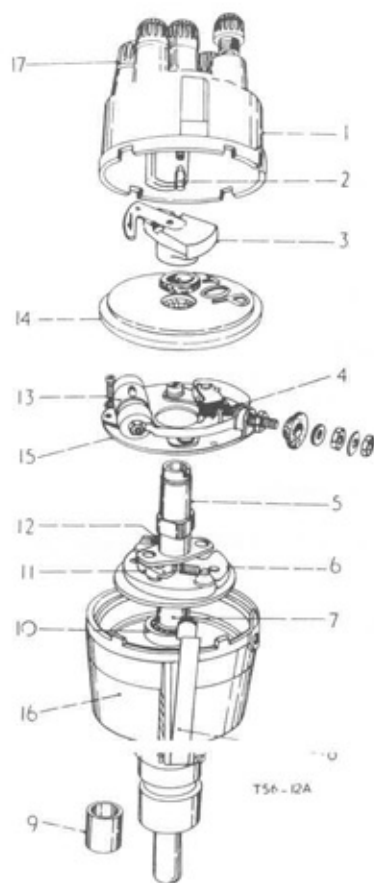
FAN, THERMOSTAT AND WATER PUMP

706 749 R91	1	FAN, blade, assy.		1	
179 816		BOLT, hex. hd., 5/16" x 3/4"		4	
103 320		WASHER, lock, 5/16"		4	
709 502 R1	2	BELT, fan		1	
703 820 R92	3	PUMP, water, cpte. (comprising		1	
		1 BEARING	704 217 R91	1 HUB	704 222 R1
		1 BODY	704 216 R2	1 IMPELLOR	709 909 R1
		1 BOLT	704 218 R1	1 SEAL	703 822 R91
		1 FLANGE	703 825 R11	1 WASHER	103 319)
		1 FLINGER	704 219 R2		
102 635		NUT, hex., 3/8"		4	
103 321		WASHER, lock, 3/8"		4	
703 816 R1	4	GASKET, water pump		1	

PETROL ENGINE



Part Number	Ref. No.	Description	Serial Number	No. Req'd.
FAN, THERMOSTAT and WATER PUMP - continued				
703 825 R11	5	FLANGE, water pump pulley cpte. w/SCREW 102 831 and NUT 114 502		1
102 831		SCREW, set, headless, dog pt., 5/16" x 7/8"		1
114 502		NUT, lock, hex., 5/16"		1
704 222 R1	6	HUB, water pump pulley		1
704 217 R1	7	BEARING, spindle water pump (Fischer)		1
or 3042 304 R91	7	BEARING, spindle water pump (SKF)		1
or 3042 576 R91	7	BEARING, spindle water pump (R&M)		1
704 216 R2	8	BODY, water pump		1
704 218 R1		BOLT, retaining water pump bearing		1
103 319		WASHER, lock, 1/4"		1
704 219 R2	9	FLINGER, water pump spindle leak water		1
703 822 R91	10	SEAL, water pump		1
709 909 R1	11	IMPELLOR, water pump		1
703 814 R1	12	HOUSING, thermostat		1
179 818		BOLT, hex. hd., 5/16" x 1"		2
179 828		BOLT, hex. hd.; 5/16" x 2-1/2"		1
103 320		WASHER, lock, 5/16"		3
703 815 R1	13	GASKET, thermostat housing		1
703 818 R91	14	THERMOSTAT , (176°F - 190°F) (order 3042 303 R91)		1
3042 303 R91	14	THERMOSTAT, (170°F - 199°F)		1
3040 778 R1	15	RING, retainer, thermostat		1



DISTRIBUTOR

PETROL ENGINE



Part Number	Ref. No.	Description	Serial Number	No. Req'd.
DISTRIBUTOR				
3044 213 R91		DISTRIBUTOR, cpte. comprising: -		1
3047 513 R1	1	CAP, distributor		1
702 306 R91	2	SET, brush and spring		1
3047 514 R1	3	ARM, rotor		1
702 326 R91	4	SET, contacts		1
3047 523 R1	5	CAM, assy.		1
3047 525 R91	6	WEIGHT, assy.		1
3047 526 R1	7	PLATE, shaft and action		1
3047 528 R1	8	CLIP, retaining cover		1
702 333 R1	9	BUSH, bottom		1
3047 527 R1	10	BEARING, top		1
702 330 R1	11	TOGGLE		1
3047 524 R91	12	SPRING, auto- advance (set)		1
3047 517 R91	13	CONDENSER		1
3047 515 R1	14	COVER, dust excluder		1
3047 516 R1	15	BASE, contact breaker		1
	16	BODY, assy.		1
3046 363 R1	17	NUT, cable securing		5
3046 364 R1		WASHER, cable securing		5
3047 518 R1		CONNECTOR		1
3047 512 R1		DOG, driving		1
3047 510 R1		PLATE, securing		1
3047 511 R91		SCREW and NUT assy.		1
702 335 R91		SUNDRY PARTS SET		1
3047 519 R1		TERMINAL, low tension		1
3047 520 R1		BUSH, insulating terminal		1
3047 521 R1		PLATE, insulating terminal		1
3047 522 R1		BUSH, outside insulating		1
179 795		BOLT, hex.hd., 1/4" x 3/4"		2
103 319		WASHER, lock, 1/4"		2
* NOTE: Not supplied separately				



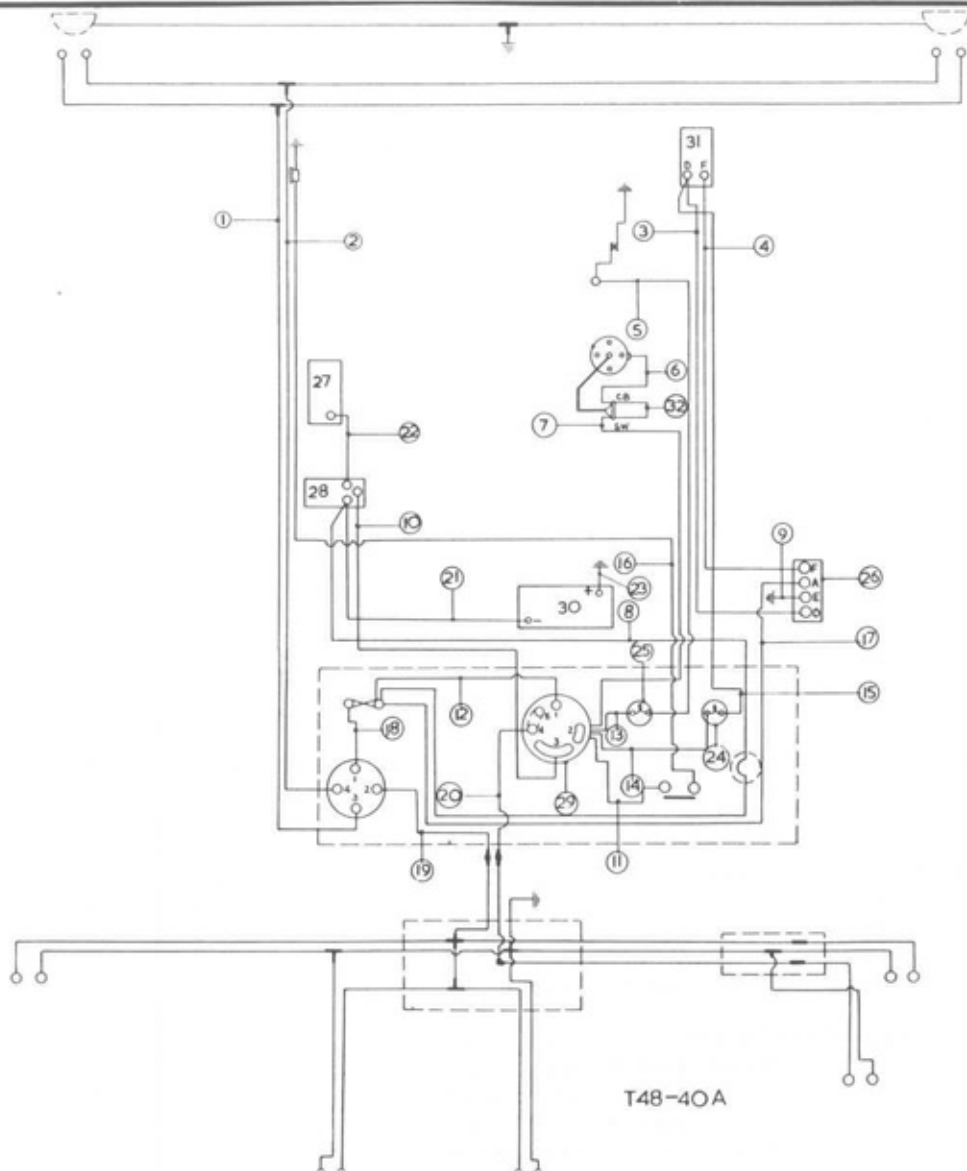


ELECTRICAL SYSTEM

INDEX TO UNITS

Description	Page
Carrier, battery (Diesel)	17
Carrier, battery (Petrol)	14
Clips, cable, Industrial fenders	25
Starting and regular fenders	26
Generator, and mountings	7
Horn	13
Instruments (Diesel)	17
Instruments (Petrol)	14
Lamps, head	40
Plough	37
Side	21, 24
Rear	21
Registration number plate	22
Lighting, attachments	
Head and Plough	34
Industrial fenders	30
Regular fenders	33
Road traffic regulation	27
Road traffic regulation (Industrial)...	29
Motor, starter (Diesel)	11
Motor, starter (Petrol)	9
Mounting, ploughlamp	20
Miscellaneous	21
Plate, registration	13
Panel, instrument (Diesel)	17
Panel, instrument (Petrol)	14
Regulator, voltage	14, 17
Starting, electric (Diesel)	5
Starting, electric (Petrol)	2

ELECTRICAL SYSTEM



Part Number	Ref. No.	Description	Serial Number	No. Req'd.
-------------	----------	-------------	---------------	------------

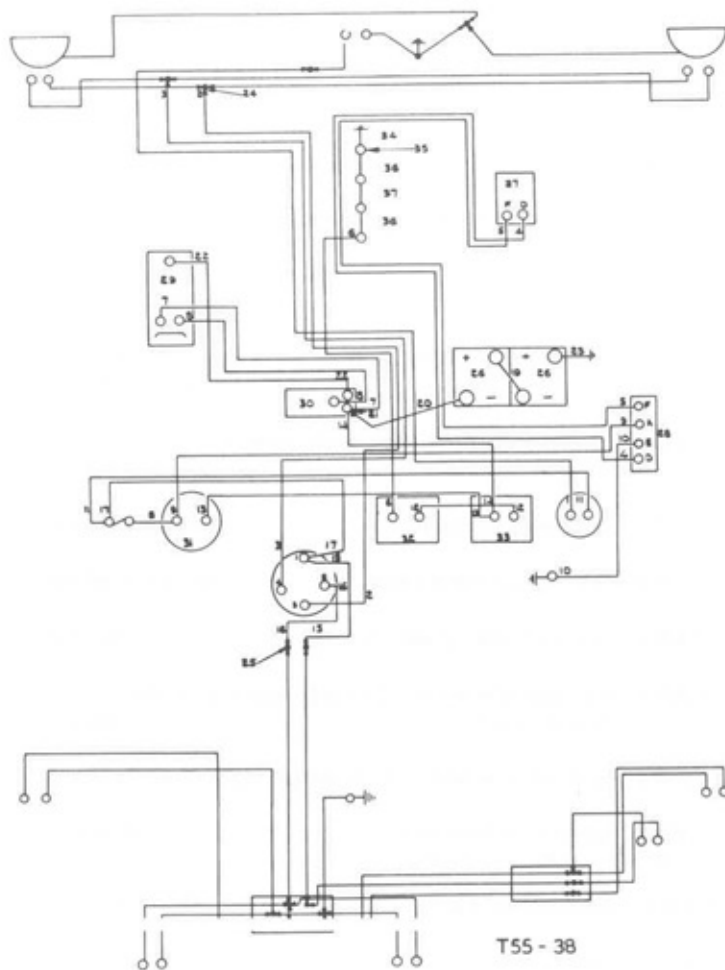
ELECTRICAL STARTING (PETROL)

3044 088 R92		HARNESS, main cable comprising: -		1
	1	CABLE, light s/w term, 3 to Main Filament (Blue/White)		1
	2	CABLE, light s/w term. 4 to Dip Filament (Blue/Yellow)		1
	3	CABLE, regulator term, "D" to Dynamo term "D" (Yellow)		1
	4	CABLE, regulator term. "F" to Dynamo term "F" (Yellow/Green)		1
	5	CABLE, oil pressure switch to oil pressure warning light (Green/Yellow)		1
	6	CABLE, CB term. on coil to Distributor body (White/Black)		1

ELECTRICAL SYSTEM



Part Number	Ref. No.	Description	Serial Number	No. Req'd.
ELECTRICAL STARTING (PETROL) - continued				
	7	CABLE, ignition s/w term. "2" to coil term S. W. (Brown/Green)		1
	8	CABLE, fuse (via Ammeter when fitted) to Solenoid (Brown)		1
	9	CABLE, regulator term. "E" to earth stud (Black)		1
	10	CABLE, starter Solenoid switch to ignition s/w term. 3 (Brown/Red Sleeve)		1
	11	CABLE, Horn push to ignition s/w term. 3 (Brown / Black)		1
	12	CABLE, ignition s/w term. 1 to fuse (Brown / White)		1
	13	CABLE, ignition s/w term. 2 to oil pressure warning light (White / Green)		1
	14	CABLE, ignition s/w term. 2 to ignition warning light (White /Green)		1
	15	CABLE, ignition warning light to Dynamo term. "D" (Yellow)		1
	16	CABLE, horn push to horn (Brown / Black)		1
	17	CABLE, fuse to regulator term. "A" (Brown / White)		1
	18	CABLE, fuse to lighting switch term. 1 (White)		1
	19	CABLE, lighting s/w term. 2 to side and reg. light power point (Red)		1
	20	CABLE, ignition s/w term. 4 to plough light (Red /White)		1
3044 089 R91 706 610 R1	21	CABLE, battery to Solenoid (Black) BOOT, cable insulating		1 1
3047 632 R91	22	CABLE, Solenoid to starter (Black)		1
3044 090 R92	23	CABLE, battery to earth		1
	24	LIGHT, ignition warning, cpte. (see Instrument Panel etc.)		1
	25	LIGHT, warning, oil pressure, cpte. (see Instrument Panel etc.)		1
708 969 R92	26	REGULATOR, (12V) (See Instrument Panel, Instruments and Battery Carrier)		1
3045 322 R91	27	STARTER MOTOR, (12V) (see detail list)		1
704 668 R91	28	SWITCH (12V) Solenoid, starter motor (see Instrument Panel etc.)		1
3045 281 R91	29	SWITCH, ignition and starter, cpte. (see Instrument Panel etc.)		1
	30	BATTERY, (12V)		1
700 725 R92	31	GENERATOR, (12V) cpte. (see detail list)		1
3044 214 R91	32	COIL, ignition (see ignition system)		1



ELECTRIC STARTING (DIESEL)

ELECTRICAL SYSTEM

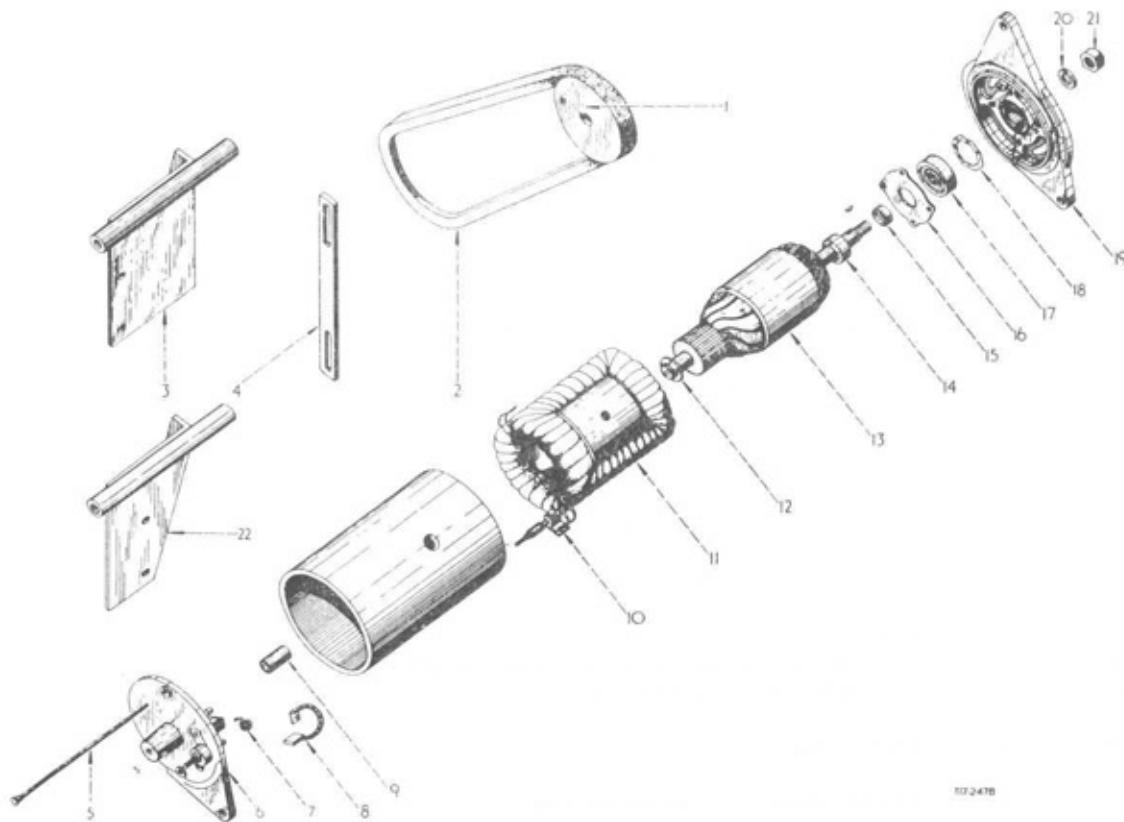


Part Number	Ref. No.	Description	Serial Number	No. Req'd.
ELECTRICAL STARTING (DIESEL)				
3043 900 R91		HARNESS, main cable comprising: -		1
	1	CABLE, Horn push to horn (Brown/ Black)		1
	2	CABLE, Light s/w term. 3 to headlamp main filament (Blue/ White)		1
	3	CABLE, Light s/w term. 4 to headlamp dip filament (Blue /Yellow)		1
	4	CABLE, Regulator term. D to generator term. D (Yellow)		1
	5	CABLE, Regulator term. F to generator term. F (Yellow/Green)		1
	6	CABLE, Glow plug indicator to No. 4 glow plug (Brown/Green sleeve)		1
	7	CABLE, Starter solenoid to manual starter s/w (Red/Green Sleeve)		1
	8	CABLE, Starter solenoid coil term. to manual starter s/w (Red/Black)		1
	9	CABLE, Regulator term. A to ammeter term. (Brown/White)		1
	10	CABLE, Regulator term. E to earth stud (Black)		1
	11	CABLE, Fuse to horn push term. (Brown /Black)		1
	12	CABLE, Glow plug switch to glow plug indicator (Brown/Yellow sleeve)		1
	13	CABLE, Glow plug switch to ammeter term. (Brown/Green)		1
	14	CABLE, Starter solenoid to glow plug switch (Brown/Red sleeve)		1
	15	CABLE, Light s/w term. 1 to plough light (Red/White)		1
	16	CABLE, Light s/w term. 2 to side and rear light (Red)		1
	17	CABLE, Light s/w term. 1 to fuse (White)		1
	18	CABLE, Ammeter to fuse (Brown/Blue)		1
3043 901 R91	19	CABLE, Battery to battery (Black)		1
3043 902 R91	20	CABLE, Battery to solenoid (Black)		1
706 610 R1	21	BOOT, cable insulating		1
3043 904 R91	22	CABLE, Solenoid to starter (Black)		1
3043 905 R91	23	CABLE, Battery to earth (Copper)		1

ELECTRICAL SYSTEM



Part Number	Ref. No.	Description	Serial Number	No. Req'd.
ELECTRICAL STARTING (DIESEL)-continued				
705 896 R1	24	CONNECTOR, 2 way		2
705 897 R1	25	CONNECTOR, 1 way		3
	26	BATTERY, (6 volt)		2
700 725 R92	27	GENERATOR, (12 volt), cpte. (see detail list)		1
3040 295 R1		BOOT, (D terminal)		1
3040 296 R1		BOOT, (F terminal)		1
708 969 R92	28	REGULATOR, (12 volt), cpte. (see instrument panel, instrument and battery carrier)		1
704 447 R93	29	STARTER MOTOR, (12 volt) (see detail list)		1
704 668 R91	30	SWITCH, (12 volt) solenoid, starter motor (see instrument panel etc)		1
708 109 R92	31	AMMETER, cpte. (see instrument panel, instrument and battery carrier)		1
703 557 R91	32	RESISTOR, indicator (see instrument panel, instruments and battery carrier)		1
or 706 685 R92	32	RESISTOR, indicator		1
709 468 R91	33	SWITCH, glow plug, service, assy. (see instrument panel, instruments and battery carrier)		1
703 897 R1	34	WIRE, connecting, glow plug 1 to ground		1
710 348 R1	35	PLUG, glow		4
710 474 R1		INSULATOR, glow plug		4
703 898 R1	36	WIRE, connecting, glow plug 1 to 2 and 3 to 4		2
703 899 R1	37	WIRE, connecting, glow plug 2 to 3 CLIPS, cable (see detail list)		1
3047 624 R1		NUT, terminal (for service only on 710 348 R91)		x



1172478

Part Number	Ref. No.	Description	Serial Number	No. Req'd.
-------------	----------	-------------	---------------	------------

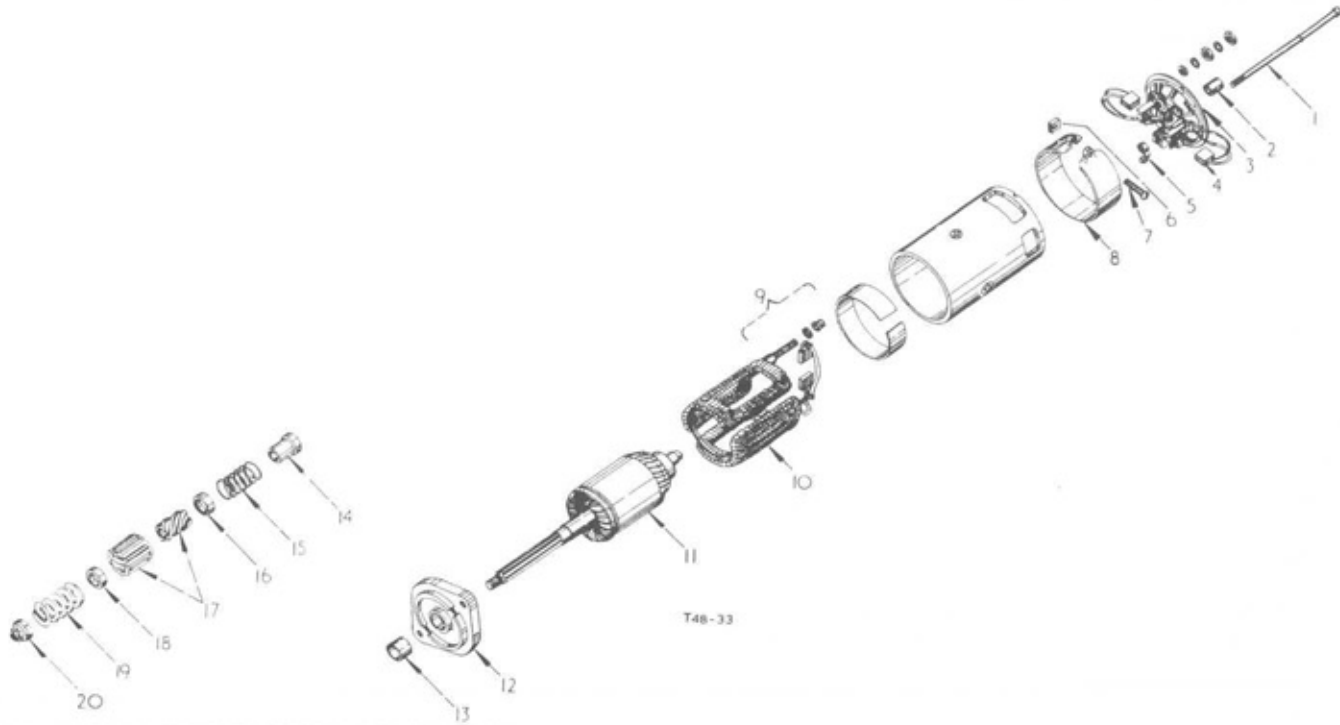
GENERATOR AND MOUNTING

700 725 R92		GENERATOR, cpte. (12 V) (comprising: -		1
		1 ARMATURE 702 003 R91	1 PLATE 706 477 R1	
		1 BEARING 700 468 R1	1 PLATE 706 476 R1	
		2 BOLT 702 001 R1	1 PLUG 706 475 R1	
		1 BRACKET 700 473 R91	1 RETAINER 706 481 R1	
		1 BRACKET 700 475 R91	1 SPRING 700 467 R91	
		1 BRUSH 700 463 R91	1 SUNDRY	
		1 BUSH 700 474 R1	PARTS 702 002 R91	
		1 COIL 702 004 R91	1 TERMINAL 705 695 R91	
		1 COLLAR 706 483 R1	1 TUBE 706 471 R1	
		1 COLLAR 3043 337 R1	1 WASHER 706 480 R1	
		1 DISC 706 472 R91	1 WASHER 706 478 R1	
		1 NUT 700 470 R1	1 WASHER 706 479 R1)	
17 923 R1		BOLT, hex. hd., 5/16" x 7"		1
102 634		NUT, hex., 5/16"		1
103 320		WASHER, lock, 5/16"		1
704 448 R1	1	PULLEY, generator		1
704 449 R1	2	BELT, generator		1

ELECTRICAL SYSTEM



Part Number	Ref. No.	Description	Serial Number	No. Req'd.
GENERATOR AND MOUNTING - continued				
706 880 R91	3	BRACKET, generator, cpte. (Diesel)		1
179 815		BOLT, hex. hd., 5/16" x 11/16"		3
103 320		WASHER, lock, 5/16"		3
707 539 R1	4	BRACE, generator		1
179 815		BOLT, hex. hd., 5/16" x 11/16"		1
103 320		WASHER, lock, 5/16"		1
397		WASHER, plain, 11/32" I.D. x 3/4" O.D. x 16 ga.		1
702 001 R1	5	BOLT, through fixing		2
700 473 R91	6	BRACKET, assy. commutator end		1
700 467 R91	7	SPRING, brush tension, set		1
700 463 R91	8	BRUSHES, set		1
700 474 R1	9	BUSH, commutator end		1
706 472 R91		DISC, oil, and retainer, assy.		1
706 475 R1		PLUG, oil, neoprene		1
705 695 R91	10	TERMINAL, assy.		1
706 471 R1		TUBE, insulating, terminal, (1yd. Length)		1
706 476 R1		PLATE, location, terminal		1
702 004 R91	11	COILS, field, set		1
706 483 R1	12	COLLAR, distance, commutator end		1
702 003 R91	13	ARMATURE, assy.		1
3043 337 R1	14	COLLAR, drive end bearing		1
706 478 R1	15	WASHER, oil retaining		1
706 477 R1	16	PLATE, bearing		1
700 468 R1	17	BEARING, drive end		1
706 480 R1	18	WASHER, bearing		1
700 475 R91	19	BRACKET, assy. drive end		1
706 481 R1		RETAINER, bearing ring		1
706 479 R1	20	WASHER, shake-proof, 7/16"		1
700 470 R1	21	NUT, shaft		1
3045 346 R11	22	BRACKET, generator, assy. (Petrol)		1
702 002 R91		SUNDRY PARTS SET		1

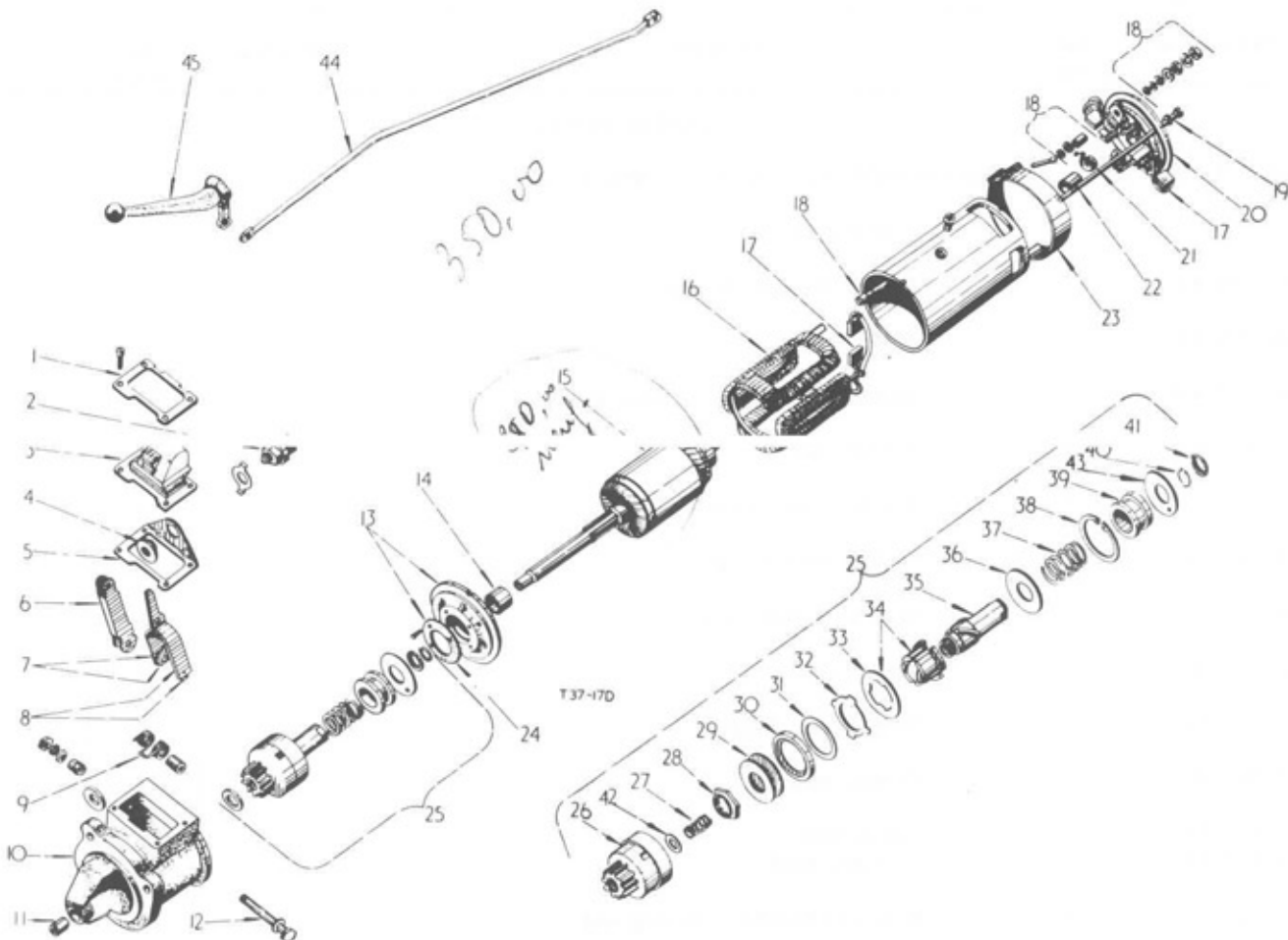


Part Number	Ref. No.	Description	Serial Number	No. Req'd.
STARTER MOTOR				
3045 322 R91		STARTER MOTOR, (12V) (Petrol Engine)		1
		comprising: -		
3047 182 R1	1	BOLT, through, fixing		2
702 006 R1	2	BUSH		1
3047 108 R91	3	BRACKET/FRAME, commutator end		1
700 452 R91	4	BRUSH, set		1
700 453 R91	5	SPRING, set, brush tension		1
705 832 R1	6	NUT, cover fixing		1
705 831 R1	7	SCREW, cover fixing		1
3047 106 R1	8	BAND, cover		1
3047 181 R1	9	TERMINAL, field		1
3047 116 R91	10	COILS, field set		1
3047 115 R91	11	ARMATURE		1
3047 107 R1		CAP, shaft		1
3047 113 R1	12	BRACKET/FRAME, driving end		1
3047 114 R1	13	BUSH, bearing		1



ELECTRICAL SYSTEM

Part Number	Ref. No.	Description	Serial Number	No. Req'd.
STARTER MOTOR - continued				
3047 110 R1	14	GUIDE, spring retaining		1
700 457 R1	15	SPRING, pinion retaining		1
3047 111 R1	16	CUP, spring retaining		1
700 456 R91	17	PINION and SLEEVE		1
3047 112 R1	18	WASHER, buffer		1
700 455 R1	19	SPRING, main		1
3047 109 R1	20	NUT, shaft		1
702 010 R91		SUNDRY PARTS SET		1
179 840		BOLT, hex. hd., 3/8" x 1-1/8"		2
103 321		WASHER, lock, 3/8"		2



STARTER MOTOR (Diesel Engines)

ELECTRICAL SYSTEM



Part Number	Ref. No.	Description	Serial Number	No. Req'd.
STARTER MOTOR				
704 447 R93		STARTER MOTOR (12V) (Diesel Engines) comprising: -		1
3045 651 R1	1	PLATE, dust cover		1
* 705 858 R91	2	SWITCH		1
705 383 R91	2	SWITCH		1
705 385 R1		PLATE, switch locking		1
705 859 R1	3	COVER, dust , rubber		1
705 384 R1	4	NUT, switch fixing		1
3045 650 R1	5	BRACKET, switch fixing		1
3047 390 R91	6	LEVER, top and stirrup		1
* 705 836 R91	6	LEVER, top and stirrup		1
705 835 R92	7	LEVER, operating drive, assy. w/SHOES		1
3045 649 R1		COLLAR, distance, lever		2
* 706 715 R91	8	SHOES, set, operating drive (order 705 835 R92)		1
705 838 R1	9	SPRING, lever return		1
3047 391 R91	10	BRACKET, drive end, assy.		1
* 705 850 R91	10	BRACKET, drive end, assy.		1
3047 392 R1	11	BUSH, drive end bracket		1
* 705 851 R1	11	BUSH, drive end bracket		1
3045 648 R1	12	BOLT, lever pivot		1
3047 393 R91	13	BRACKET, brake assy.		1
* 705 852 R91	13	BRACKET, brake assy.		1
3047 394 R1	14	BUSH, brake bracket		1
* 705 853 R1	14	BUSH, brake bracket		1
3047 395 R91	15	ARMATURE		1
* 705 854 R91	15	ARMATURE		1
705 855 R91	16	COIL, field assy.		1
705 833 R91	17	BRUSH, set		1
705 856 R1	18	TERMINAL, field		1
705 857 R1	19	BOLT, through		2
705 834 R91	20	BRACKET, commutator end		1
3043 618 R91	21	SPRING, set, brush tension		1
702 006 R1	22	BUSH, bracket		1

ELECTRICAL SYSTEM



Part Number	Ref. No.	Description	Serial Number	No. Req'd.
STARTER MOTOR - continued				
705 830 R91	23	BAND, cover		1
3045 647 R1		SCREW, fixing, cover hand		1
705 832 R1		NUT, cover fixing screw		1
3045 655 R91	24	WASHER, brake, cpte. w/four RIVETS		1
705 839 R91	25	DRIVE, assy. (order 3045 652 R91)		1
3045 652 R91	25	DRIVE, assy.		1
		comprising: -		
705 844 R91	26	PINION and BARREL		1
3045 663 R1		BUSH, pinion		1
3045 666 R1	27	SPRING, cushioning pinion		1
705 845 R1	28	NUT, locking, pressure plate		1
3045 665 R1	29	PLATE, pressure		2
3045 664 R1	30	RING, clutch plate, rear		1
705 848 R91	31	SHIM, clutch adjusting (package)		1
705 846 R91	32	SET, clutch plates		1
3045 654 R1	33	PLATE, support, inner race		1
3045 653 R91	34	SET, clutch inner race, w/PLATE		1
705 841 R91	35	BUSH, and driving sleeve		1
3045 662 R1	36	PLATE, clutch retaining		1
705 840 R1	37	SPRING, tension (order 3045 672 R91)		1
3045 660 R1	37	SPRING, tension, operating bush		1
3045 661 R1	38	CIRCLIP, clutch retaining		1
3045 659 R1	39	BUSH, drive, operating		1
705 842 R1	40	RING, retaining brake plate		1
705 843 R1	41	CUP, retaining ring		1
3047 647 R1	42	WASHER, thrust		1
3047 648 R1	43	PLATE, brake		1
705 860 R91		SUNDRY PARTS SET		x
3045 658 R1		TERMINAL, earth		1
179 840		BOLT, hex. hd., 3/8" x 1-1/8"		2
102 635		NUT, hex., 3/8"		1
103 321		WASHER, lock, 3/8"		3

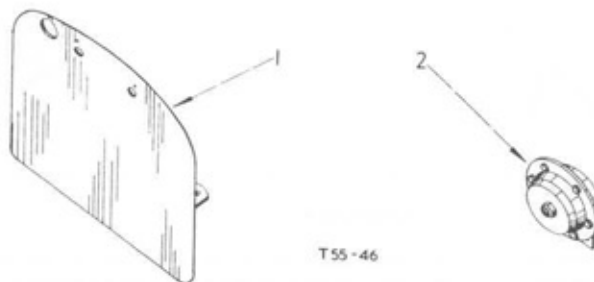
ELECTRICAL SYSTEM



Part Number	Ref. No.	Description	Serial Number	No. Req'd.
-------------	----------	-------------	---------------	------------

STARTER MOTOR - continued

Q	708 347 R1	44	ROD, operating, manual starter PIN, std., headed, 1/4" x 3/4"	1
	1 284			1
	512 166 R1			1
	107 763			2
	708 346 R1	45	LEVER, operating, manual starter WASHER, plain, 17/32" I.D. x 7/8" O.D. x 16 ga. PIN, cotter, 1/8" x 1"	1
	11 002 VA			1
	103 385			1
<p>* NOTE: - Used with Starter 704 447 R91 Lucas 26132-A and 704 447 R92 Lucas 26132-E</p>				

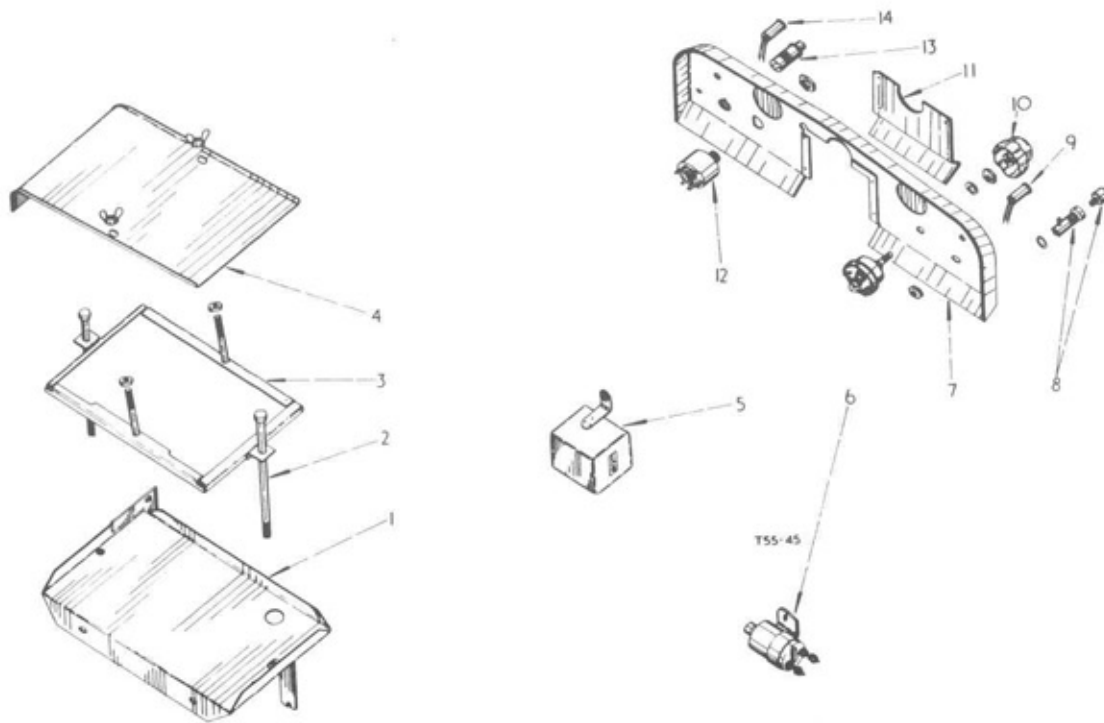


Part Number	Ref. No.	Description	Serial Number	No. Req'd.
-------------	----------	-------------	---------------	------------

REGISTRATION PLATE AND HORN

*	705 546 R13	1	PLATE, registration number, cpte. BOLT, hex. hd., 3/8" x 1" WASHER, lock, 3/8"	1
	179 839			2
	103 321			2
**	179 843	1	BOLT, hex. hd., 3/8" x 1-1/2" WASHER, lock, 3/8"	2
	103 321			2
	700 876 R92	2	HORN, electric (12 V) BOLT, hex. hd., 1/4" x 11/16" NUT, hex., 1/4" WASHER, lock, 1/4"	1
	179 794			2
	109 084			2
	103 319			2
<p>*: - Not required if TRANS CASE COVER REAR 703 968 R21 is already fitted.</p> <p>** : - Not required if HYDRAULIC LIFT ATTACH is already fitted.</p>				

ELECTRICAL SYSTEM



Part Number	Ref. No.	Description	Serial Number	No. Req'd.
INSTRUMENT PANEL, INSTRUMENTS AND BATTERY CARRIER				
(PETROL MACHINES)				
3044 070 R91	1	TRAY, battery, ass. w/NUT 3044 023 R1		1
179 835		BOLT, hex. hd., 3/8" x 5/8"		2
179 838		BOLT, hex. hd., 3/8" x 7/8"		2
103 321		WASHER, lock, 3/8"		1
114 606		WASHER, lock, external tooth 3/8"		2
3044 084 R1	2	BOLT, battery clamp		2
703 952 R2		SPACER		1
3044 077 R91	3	CLAMP, battery hold down, cpte.		1
102 634		NUT, hex. 5/16"		2
3044 083 R1	4	COVER, battery		1
103 128		NUT, wing, 5/16"		2
103 340		WASHER, plain, 11/32" I.D. x 11/16" O.D. x 16 ga.		2
708 969 R92	5	REGULATOR, (12V) (comprising		1
		1 BRACKET 3043 624 R1 1 WASHER 705 827 R1)		
		1 SCREW 3043 625 R1		
109 084		NUT, hex., 1/4"		2
113 959		SCREW, mach., slotted rd. hd., 1/4" x 1"		2
103 319		WASHER, lock, 1/4"		2

ELECTRICAL SYSTEM

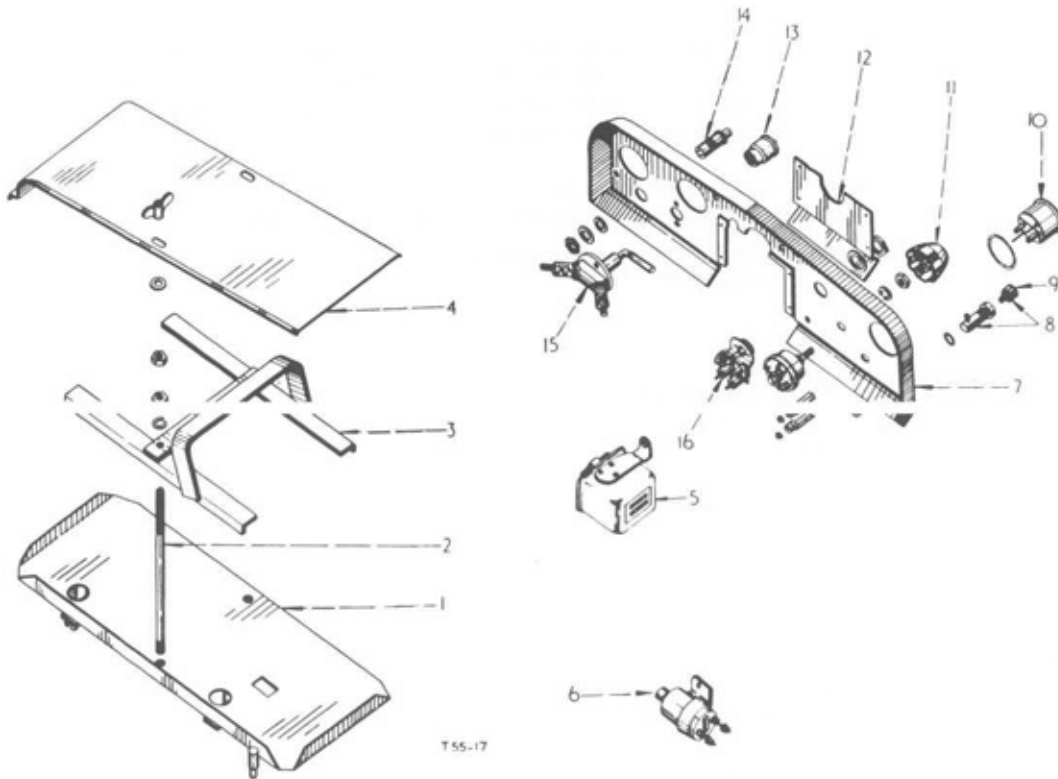


Part Number	Ref. No.	Description	Serial Number	No. Req'd.
INSTRUMENT PANEL, INSTRUMENTS AND BATTERY CARRIER-continued				
704 668 R91	6	SWITCH, Solenoid starter motor (12V)		1
103 089		NUT, mach., screw, hex. hd., No. 12		2
113 809		SCREW, mach., slotted, rd. hd., No. 12 x 9/16"		2
106 498		WASHER, lock, No. 12		2
3044 085 R11	7	PANEL, instrument, cpte.		1
704 445 R1		NUT, spire speed, 1/4" BSW		4
704 444 R2		SCREW, (cadmium plated) rd. hd., 1/4" BSW x 1/2"		4
707 481 R92	8	HOLDER, fuse, cpte. and LID 709 193 R92 (attachment)		1
706 594 R1		SCREW, brass, rd. hd., 5BA x 1/4"		1
706 595 R1		NUT, lock, brass, 5BA		1
706 596 R1		WASHER, brass, 5BA		1
*	9	LIGHT, ignition warning comprising : -		1
3048 831 R91		BULB, 12V 2 watt		1
3048 828 R91		HOLDER, lamp, sub. assy.		1
3048 829 R91		INDICATOR, Red		1
709 489 R91	10	SWITCH, lighting (attachment) comprising: -		1
		1 KNOB 3042 366 R1	1 WASHER 3042 360 R1	
		1 NUT 3042 361 R1	1 WASHER 3042 362 R1	
		1 NUT 3042 365 R1	4 WASHER 3042 363 R1)	
		4 SCREW 3042 364 R1		
708 435 R1	11	PLATE, filler, instrument panel		1
125 706		SCREW, self tapping, pan hd., slotted, No. 8 x 1/4"		4
3045 281 R91	12	SWITCH, ignition and starter, cpte. comprising: -		1
3047 377 R1		LOCK		1
3047 375 R1		NUT, fixing front		1
3047 376 R1		SPACER		1
705 266 R91	13	PUSH, horn (attachment)		1
*	14	LIGHT, oil pressure warning comprising :		1
3048 831 R91		BULB, 12V 2 watt		1
3048 828 R91		HOLDER, lamp, sub. assy.		1
3048 830 R91		INDICATOR, green		1
709 193 R92		LID, fuse holder, assy.		1
700 166 R1		FUSE, 25 amp.		1
707 887 R1		FUSE, 25 amp.		1
700 489 R1		SLEEVE, rubber		4

ELECTRICAL SYSTEM



Part Number	Ref. No.	Description	Serial Number	No. Req'd.
INSTRUMENT PANEL, INSTRUMENTS AND BATTERY CARRIER-continued				
3043 624 R1		BRACKET, clamping)	1
3043 625 R1		SCREW, plate fixing) Regulator	1
705 827 R1		WASHER, plate fixing screw)	1
3042 366 R1		KNOB)	1
3042 361 R1		NUT, friction)	1
3042 365 R1		NUT, switch retaining)	1
3042 364 R1		SCREW) Lighting Switch	4
3042 360 R1		WASHER, lock)	1
3042 363 R1		WASHER)	1
3042 363 R1		WASHER)	4
3044 023 R1		NUT, spire, battery tray		1
3041 100 R91		SWITCH, oil pressure		1
* Not supplied separately				



INSTRUMENT PANEL - INSTRUMENTS - BATTERY CARRIER

ELECTRICAL SYSTEM



Part Number	Ref. No.	Description	Serial Number	No. Req'd.
INSTRUMENT PANEL - INSTRUMENTS - BATTERY CARRIER				
(DIESEL MACHINES)				
3043 889 R92 179 835 103 321 114 606 179 838	1	CARRIER, battery, assy. BOLT, hex. hd., 3/8" x 5/8" WASHER, lock, 3/8" WASHER, external tooth, 3/8" CAPSCREW, hex., 3/8" x 7/8"		1 2 2 2 2
707 531 R1	2	STUD, hold down, battery		2
3043 896 R91 102 635 103 321	3	RETAINER, battery, assy. NUT, hex., 3/8" WASHER, lock, 3/8"		1 4 2
3043 899 R1 126 032 Q 1 597	4	COVER, battery NUT, wing, type A, 3/8" WASHER, plain, steel, 13/32" I.D. x 3/4" O.D. x 16 ga.		1 2 2
708 969 R92	5	REGULATOR, (12 V) (comprising		1
		2 BRACKET 3043 624 R1 1 WASHER 703 827 R1) 1 SCREW 3043 625 R1		
109 084 113 959 103 319		NUT, hex., 1/4" SCREW, slotted, rd. hd., 1/4" x 1" WASHER, lock, 1/4"		2 2 2
704 668 R91 103 089 113 809 106 498	6	SWITCH, solenoid, starter motor, (12 V) NUT, machine, screw, hex. hd., No. 12 SCREW, machine, slotted, rd. hd., No. 12 x 9/16" WASHER, lock, No. 12		1 2 2 2
751 185 R11 704 445 R1 704 444 R2	7	PANEL, instrument, cpte. NUT, speed, spire, 1/4" BSW SCREW, (cadmium plated), rd. hd., 1/4" BSW x 1/2"		1 4 4
707 481 R92 706 594 R1 706 595 R1 706 596 R1	8	HOLDER, fuse, cpte. W/LID 709 193 R92 SCREW, rd. hd., brass 5BA x 1/4" NUT, lock, brass, 5BA WASHER, brass, 5BA		1 1 1 1
709 193 R92	9	LID, fuse holder, assy.		1
708 109 R93	10	AMMETER, cpte. with CLAMP (comprising		1
		1 BEZEL 3041 057 R1 2 NUT 708 636 R1 2 CLAMP 708 637 R1 1 RUBBER 3041 056 R1 1 GLASS 3041 055 R1 1 RUBBER 708 640 R1		

ELECTRICAL SYSTEM



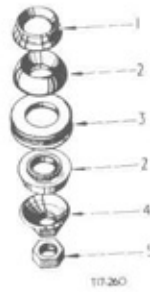
Part Number	Ref. No.	Description	Serial Number	No. Req'd.
INSTRUMENT PANEL- INSTRUMENTS - BATTERY CARRIER - continued				
709 489 R91	11	SWITCH, lighting (attachment) (comprising		1
		1 KNOB 3042 366 R1 1 WASHER 3042 360 R1		
		1 NUT 3042 361 R1 1 WASHER 3042 362 R1		
		1 NUT 3042 365 R1 4 WASHER 3042 363 R1)		
		4 SCREW 3042 364 R1		
708 435 R1	12	PLATE, filler, instrument panel		1
125 706		SCREW, pan hd., slotted, self tapping, Type A No. 8 x 1/4"		4
707 573 R1	13	SLEEVE, rubber		1
or 709 459 R1	13	SLEEVE, rubber		1
705 266 R91	14	PUSH, horn		1
709 468 R91	15	SWITCH, glow plug, service, assy. w/SLEEVE 707 573 R1		x
109 084		NUT, hex., 1/4"		2
144 531		SCREW, machine, slotted - truss hd., 1/4" x 1/2"		2
103 319		WASHER, lock, 1/4"		2
703 557 R92	16	RESISTOR, indicator, cpte.		1
• 706 685 R92	16	RESISTOR, indicator, cpte. (comprising		1
		1 COIL 3043 619 R1 2 WASHER 707 484 R1		
		2 NUT 707 483 R1 2 WASHER 705 829 R1		
		1 NUT 707 486 R1 1 WASHER 707 499 R1)		
		2 SCREW 707 487 R1		
3041 057 R1		BEZEL (ammeter)		1
3043 624 R1		BRACKET, clamping		2
708 637 R1		CLAMP, terminal, (ammeter)		2
3043 619 R1		COIL, resistance (indicator resistor)		1
700 166 R1		FUSE, 25 amp.		1
or 707 887 R1		FUSE, 25 amp.		1
3041 055 R1		GLASS, (ammeter)		1
3042 366 R1		KNOB		1
707 486 R1		NUT, mounting		1
707 483 R1		NUT, fixing coil		3
708 636 R1		NUT, terminal (ammeter)		2
3042 361 R1		NUT, friction		1
3042 365 R1		NUT, switch, retaining		1

ELECTRICAL SYSTEM

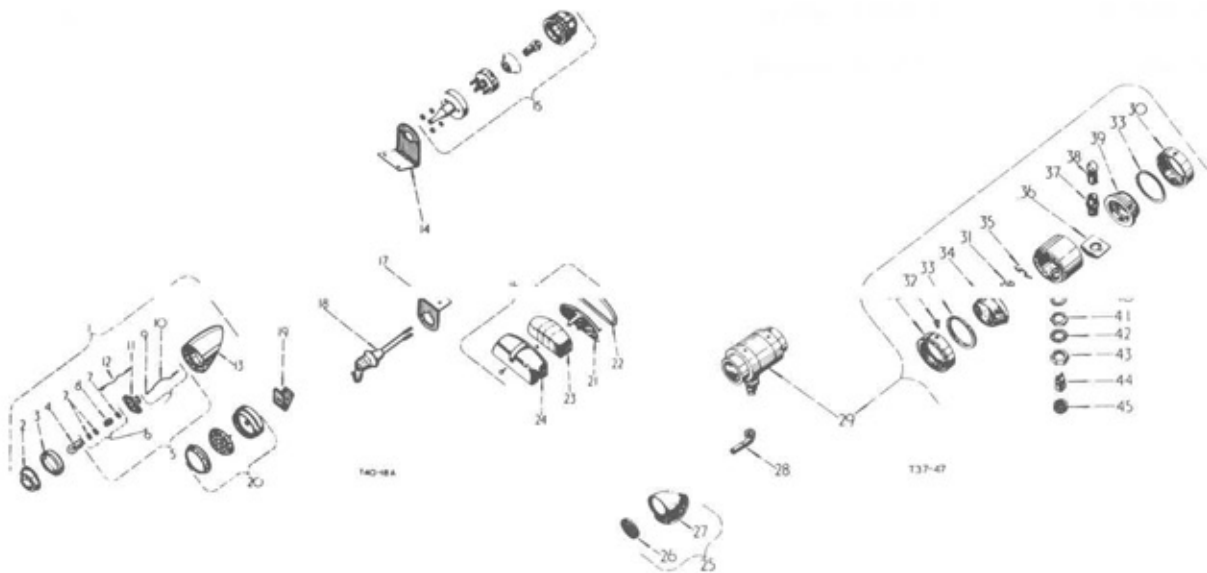


Part Number	Ref. No.	Description	Serial Number	No. Req'd.
INSTRUMENT PANEL-INSTRUMENTS-BATTERY CARRIER-continued				
3049 477 R1		PLATE, radiator curtain cable guide) B-414/1434 to	1
179 793		BOLT, hex. hd., 1/4" x 5/8") /2805	1
109 084		NUT, hex., 1/4")	1
103 319		WASHER, lock, 1/4")	1
708 640 R1		RUBBER, Bezel (outer) (ammeter)		1
3041 056 R1		RUBBER, Bezel (inner) (ammeter)		1
3043 625 R1		SCREW, fixing, plate		1
3042 364 R1		SCREW		4
707 487 R1		SCREW, terminal		2
700 489 R1		SLEEVE, regulator		4
3042 360 R1		WASHER, lock		1
3042 362 R1		WASHER		1
3042 363 R1		WASHER		4
705 827 R1		WASHER, plate, fixing, screw		1
707 484 R1		WASHER, plain		2
705 829 R1		WASHER, spring		2
707 499 R1		WASHER, mounting, nut		1

ELECTRICAL SYSTEM



Part Number	Ref. No.	Description	Serial Number	No. Req'd.
PLOUGH LAMP MOUNTING				
705 256 R1	1	SOCKET, ball		1
705 257 R1	2	SEAT, ball		2
705 255 R1	3	GROMMET, ball seat		1
705 254 R1	4	SOCKET, ball adjusting		1
114 498	5	NUT, jam, hex., 5/8" UNF		1



LAMPS - SIDE, REAR and MISCELLANEOUS

ELECTRICAL SYSTEM



Part Number	Ref. No.	Description	Serial Number	No. Req'd.
LAMPS- SIDE, REAR AND MISCELLANEOUS				
709 235 R91	1	LAMP, rear (12V - 6 W) (attachment) (industrial) (comprising: -		2
		1 BODY 709 540 R91	2 NUT 120 367	
		1 BODY 709 541 R1	1 RETAINER 708 419 R1	
		1 BULB 709 545 R1	2 SCREW 709 543 R1	
		1 LEAD 709 542 R1	2 WASHER 174 877)	
		1 LENS 708 418 R1		
708 418 R1	2	LENS, red		2
708 419 R1	3	RETAINER, lens (rubber)		2
709 545 R1	4	BULB, (12V - 6 W)		2
709 540 R91	5	BODY, contact, and feed cable assy., w/CABLE 709 776 R91 SHEATH 709 544 R1 and TUBE 709 539 R91		2
709 543 R1		SCREW, self taper No. 4		4
709 776 R91	6	CABLE, feed, withn contact, assy. (comprising: -		2
		1 CABLE 751 437 R1	1 SPRING 751 440 R1	
		1 EYELET 751 438 R1	3 WASHER 751 439 R1)	
751 439 R1	7	WASHER		6
751 440 R1	8	SPRING		2
751 438 R1	9	EYELET		2
751 437 R1	10	CABLE, feed (red)		2
709 539 R91	11	TUBE, adaptor, and body, assy.		2
709 542 R1	12	LEAD, earth		2
709 541 R1	13	BODY, lamp		2
709 234 R1	14	BRACKET, side lamp (attachment) (industrial)		2
109 084		NUT, hex., 1/4"		4
113 956		SCREW, machine, slotted rd. hd., 1/4" x 5/8"		4
103 319		WASHER, lock, 1/4"		4
709 233 R91	15	LAMP, side (12V - 6 W) (attachment) (industrial) comprising: -		2
		1 BODY 3041 710 R91	1 LENS 3041 708 R1	
		1 BULB 3040 096 R1	2 NUT 3041 711 R1	
		1 GASKET 3041 707 R1	2 WASHER 3041 712 R1)	
		1 GROMMET 3041 709 R1		



ELECTRICAL SYSTEM

Part Number	Ref. No.	Description	Serial Number	No. Req'd.
LAMPS- SIDE , REAR AND MISCELLANEOUS- continued				
709 243 R91	16	LAMP, registration number plate (12 V - 4 W) w/CABLE 751 780 R91 and LAMP 705 270 R91 (attachment) (industrial)		1
705 270 R91	16	LAMP, registration number plate (attachment) (comprising :- 1 BASE 705 759 R91 1 GROMMET 705 756 R1 1 BODY 705 753 R1 1 WINDOW 705 755 R1 1 BULB 705 757 R91 1 SUNDRY 1 GASKET 705 754 R1 PARTS 705 758 R91)		1
709 237 R1	17	BRACKET, power socket (attachment) (industrial)		1
109 084		NUT, hex., 1/4"		2
113 955		SCREW, machine, slotted rd. hd., 1/4" x 1/2"		2
103 319		WASHER, lock, 1/4"		2
709 236 R91	18	SOCKET, power (attachment) (industrial)		1
705 271 R91	18	SOCKET, power (attachment)		1
709 443 R1	19	BRACKET, support, reflector (attachment) (industrial)		2
110 633		NUT, hex., machine, screw, No. 10		4
110 500		SCREW, machine, slotted rd. hd., No. 10 x 1/2"		4
106 497		WASHER, lock, No. 10		4
709 444 R91	20	REFLECTOR, red, rear (attachment) (industrial)		2
705 759 R91	21	BASE, assy.		1
705 754 R1	22	GASKET, window seating		1
705 755 R1	23	WINDOW		1
705 753 R1	24	BODY		1
705 757 R91		BULB, 12 V		1
705 756 R1		GROMMET, cable		1
705 758 R91		SUNDRY PARTS SET		1
705 268 R91	25	REFLECTOR, (55°) w/ HOLDER 705 752 R1 and REFLECTOR 705 751 R1 (attachment)		2
705 751 R1	26	REFLECTOR, reflex		2
705 752 R1	27	HOLDER, reflex		2
705 728 R1	28	ELBOW, cable		2

ELECTRICAL SYSTEM

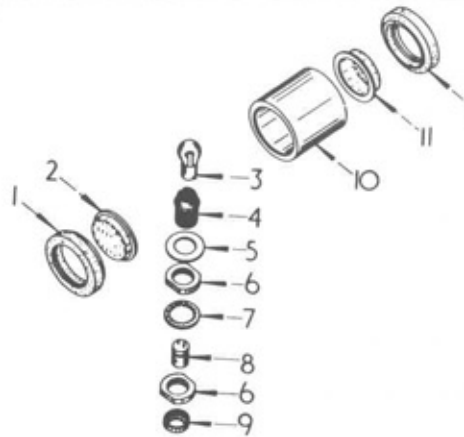


Part Number	Ref. No.	Description	Serial Number	No. Req'd.
LAMPS-SIDE, REAR AND MISCELLANEOUS-continued				
705 267 R92	29	LAMP, side and rear (12 V - 6 W) optional to 708 348 R91 (comprising <div style="margin-left: 40px;"> 1 BULB 707 022 R91 1 NUT 707 131 R1 1 BRACKET 707 136 R1 2 PLATE 706 110 R91 2 GASKET 707 128 R1 2 RIM 707 125 R91 1 HOLDER 706 117 R1 1 SHELL 707 127 R1 1 LENS 706 113 R1 1 WASHER 707 135 R1 1 LENS 706 114 R1 1 WASHER 707 129 R1 1 NUT 707 128 R1 12 WIRE 706 112 R1) </div>		2
707 125 R91	30	RIM, assy.		4
706 110 R91	31	PLATE, rim locking and SCREW 706 111 R1		4
706 111 R1	32	SCREW, rim securing		4
707 126 R1	33	GASKET, rubber, lens seating		4
706 114 R1	34	LENS, red		2
706 112 R1	35	WIRE, lens fixing		24
707 136 R1	36	BRACKET, bulb holder seating		2
707 127 R1	37	SHELL, adaptor		2
707 022 R91	38	BULB		2
706 113 R1	39	LENS, clear		2
707 135 R1	40	WASHER, lamp fixing nut		2
707 128 R1	41	NUT, securing, bulb holder		2
707 129 R1	42	WASHER, shakeproof		2
707 134 R1	43	NUT, lamp fixing		2
706 117 R91	44	HOLDER, bulb, interior		2
707 131 R1	45	NUT, coupling, shell		2
3041 710 R91	46	BODY, sub. assy.		2
3040 096 R1		BULB, (12 V - 6 W)		2
751 780 R91		CABLE, (registration number plate lamp) (industrial)		2
3041 707 R1		GASKET		2
3041 709 R1		GROMMET		2
3041 708 R1		LENS, sidelamp		2

ELECTRICAL SYSTEM



Part Number	Ref. No.	Description	Serial Number	No. Req'd.
LAMPS -SIDE, REAR AND MISCELLANEOUS-continued				
120 367		NUT, hex., 1/4" UNF (rear lamp) cpte., (industrial)		4
3041 711 R1		NUT, hex., (side lamp) (illustrated)		4
709 544 R1		SHEATH, cable (rear lamp) (industrial)		2
174 877		WASHER, lock, internal tooth, 1/4" (rear lamp, cpte) (industrial)		4
3041 712 R1		WASHER, shakeproof		4



T 48-73

Part Number	Ref. No.	Description	Serial Number	No. Req'd.
SIDE AND REAR LAMP				
708 348 R91		LAMP, side and rear (12 V - 6 W) each comprising :-		2
707 410 R1	1	MOUNT lens		2
708 418 R1	2	LENS, red		1
707 022 R91	3	BULB		1
707 127 R1	4	SHELL, adaptor		1
3060 303 R1	5	WASHER, locking		1
3060 304 R1	6	NUT		2
707 129 R1	7	WASHER, shakeproof		1
3040 302 R91	8	CONTACT, assy.		1
707 131 R1	9	NUT, shell coupling		1
708 421 R1	10	BODY		1
708 420 R1	11	LENS, clear		1



ELECTRICAL SYSTEM

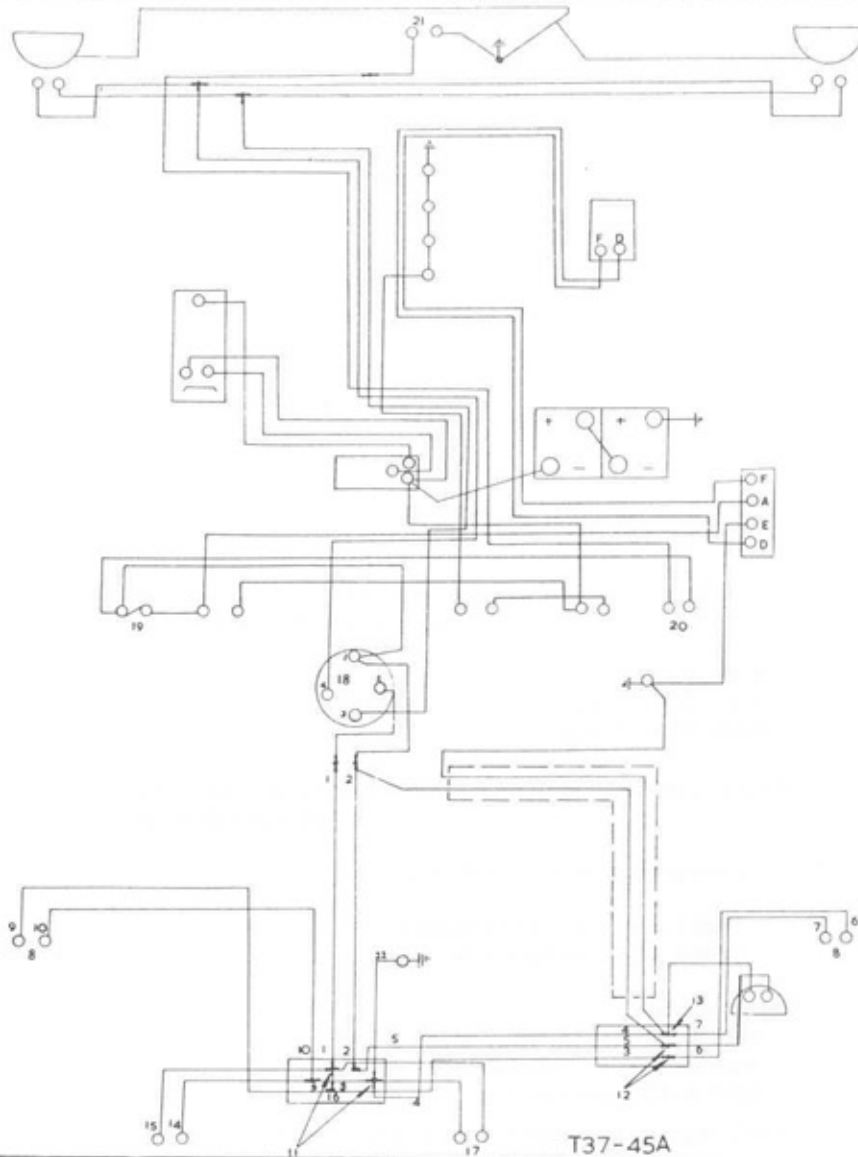
Part Number	Ref. No.	Description	Serial Number	No. Req'd.
CABLE CLIPS - INDUSTRIAL FENDERS				
	A	CLIPS, cable, etc., required for head and plough light attachment		A B x -
	B	CLIPS, cable, etc., required for industrial road traffic lighting attachment		- x
* 56 279 D or 708 116 R1		CLIP, cable (7/8" bolt) (scuttle rear support R.H.)		1 1
60 938 D or 708 115 R1		CLIP, cable (3/8" bolt) front transmission cover front		- 2
* 60 938 D or 708 115 R1		CLIP, cable (3/8" bolt) rear transmission cover R.H.		1 1
708 113 R1		CLIP, cable (1/4" bolt) fender L.H.		- 1
708 115 R1		CLIP, cable (3/8" bolt) registration number plate		- 1
* 708 113 R1		CLIP, cable (1/4" bolt) fender R.H.		1 2
* 179 796		BOLT, hex. hd., 1/4" x 7/8"		1 2
* 109 084		NUT, hex., 1/4"		1 2
* 103 319		WASHER, lock, 1/4"		1 2
* 708 117 R1		CLIP, cable (1/2" bolt) rear axle carrier R.H.		1 2
708 117 R1		CLIP, cable (1/2" bolt) rear axle carrier L.H.		- 1
* 112 734		GROMMET, 3/8"		1 8
3047 698 R1		GROMMET, 1/4"		4 -
* NOTE: These items are not required to be duplicated if an attachment is already fitted				

ELECTRICAL SYSTEM



Part Number	Ref. No.	Description	Serial Number	No. Req'd.
CABLE CLIPS- STARTING AND REGULAR FENDERS				
				A B C
	A	CLIPS, cable, etc., required for electric starting cables		x - -
	B	CLIPS, cable, etc., required for headlight and ploughlight attachment		- x -
	C	CLIPS, cable, etc., required for road traffic regulations attachment		- - x
56 273 D or 708 114 R1		CLIP, cable (5/16" bolt) (Thermostat housing)		1 - -
56 273 D or 708 114 R1		CLIP, cable (5/16" bolt) (bottom of radiator)		1 - -
56 273 D or 708 114 R1		CLIP, cable (5/16" bolt) (registration plate bracket R.H.)		- - 1
56 279 D or 708 116 R1		CLIP, cable (7/16" bolt) (clutch housing front L.H.)		1 - -
56 279 D or 708 116 R1		CLIP, cable (7 /16" bolt) (scuttle rear support R.H.)		1 - -
56 279 D or 708 116 R1		CLIP, cable (7/16" bolt) (front transmission cover)		- 1 4
56 279 D or 708 116 R1		CLIP, cable (7 /16 " bolt) (rear transmission cover L.H.)		- - 2
60 938 D or 708 115 R1		CLIP, cable (3/8" bolt		1 -
179 791		BOLT, hex. hd., 1/4" x 1/2"		1 - -
103 319		WASHER, lock, 1/4"		1 - -
60 938 D or 708 115 R1		CLIP, cable (3/8" bolt) (injection pump gear cover)		2 - -
* 60 938 D or 708 115 R1		CLIP, cable (3/8" bolt) (rear transmission cover R.H.)		- 1 1
* 56 277 D or 708 117 R1		CLIP, cable (1/2" bolt) (rear axle carrier R.H.)		- 1 1
56 277 D or 708 117 R1		CLIP, cable (1/2" bolt) (rear axle carrier L.H.)		- - 1
112 745		GROMMET, 7/8" (on front scuttle support)		1 - -
112 734		GROMMET, 3/8" (on rear fenders)		- 1 2
3047 698 R1		GROMMET, 1/4"		- 4 -
350 525 R1		CLAMP, loom (behind registration number plate L.H.)		- - 2
* NOTE: - These items are not required to be duplicated if an attachment is already fitted				

ELECTRICAL SYSTEM



Part Number	Ref. No.	Description	Serial Number	No. Req'd.
ROAD TRAFFIC REGULATION LIGHTING ATTACHMENT				
705 263 R91		ATTACHMENT, Road Traffic Regulation		1
751 932 R92		CABLE, main harness to junction box (two core cables) (comprising Ref. 1 and 2)		1
	1	CABLE, light S/W to side and rear lamp (red)		1
	2	CABLE, light S/W to plough lamp (green)		1
705 905 R92		CABLE, junction box to side and rear and plough lamps (comprising Ref. 3 , 4 and 5)		1
	3	CABLE, light S/W to O/S, side and rear lamp (red)		1
	4	CABLE, all rear lamps to earth (black)		1
	5	CABLE, light S/W to plough lamp (green)		1

ELECTRICAL SYSTEM



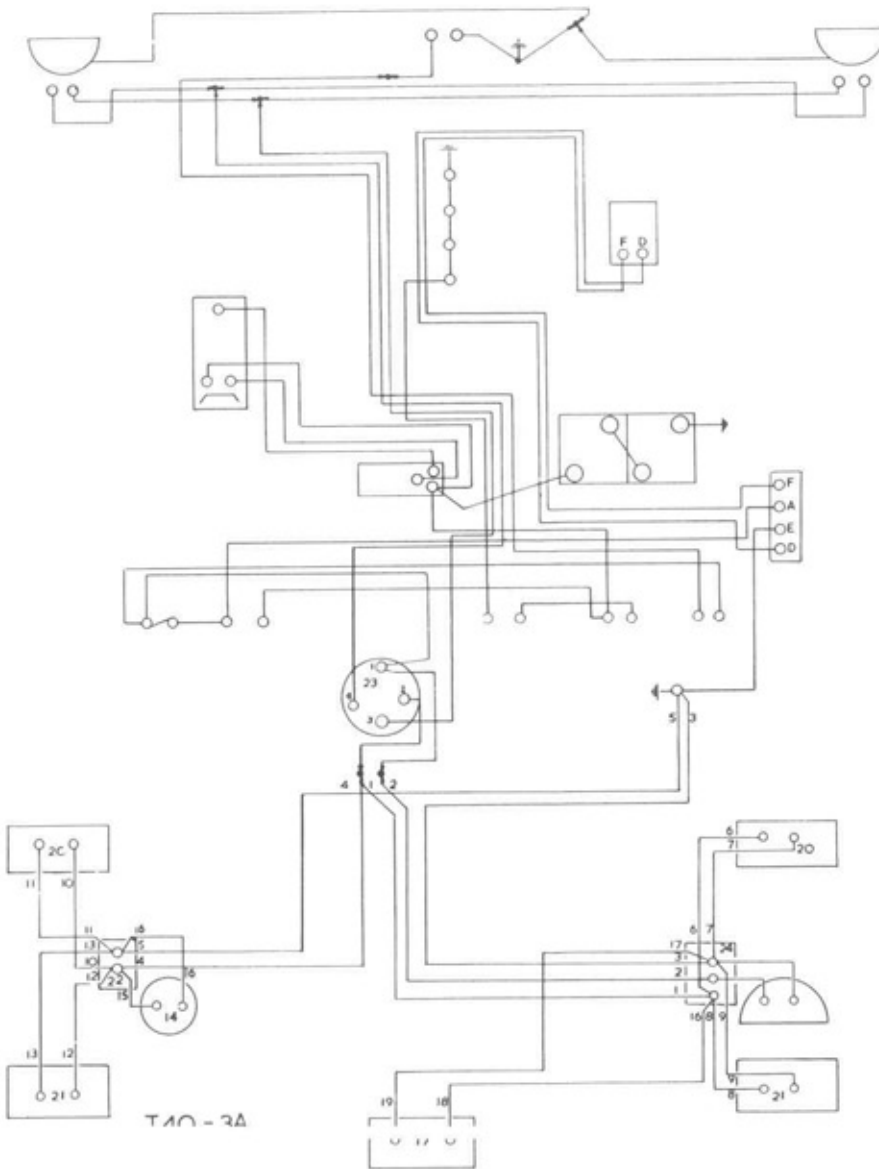
Part Number	Ref. No.	Description	Serial Number	No. Req'd.
ROAD TRAFFIC REGULATION LIGHTING ATTACHMENT - continued				
705 906 R92		CABLE, off side - side and rear lamp (comprising Ref. 6 and 7)		1
	7	CABLE, light S/W to O/S, side and rear lamp (red)		1
	7	CABLE, O/S side and rear lamp to earth (black)		1
705 267 R92	8	LAMP, side and rear (12 V - 6 W) (see lamps - side, rear and miscellaneous)		2
or 708 348 R91	8	LAMP, side and rear (12 V - 6 W) (see lamps - side, rear and miscellaneous)		2
705 904 R92		CABLE, nearside, side and rear lamp (comprising Ref. 9 and 10)		1
	9	CABLE, light S/W to N/S , side and rear lamps (red)		1
	10	CABLE, N/S side and rear lamp to earth (black)		1
705 903 R1	11	CONNECTOR, 3-way		2
705 897 R1	12	CONNECTOR, 1-way		4
705 896 R1	13	CONNECTOR, 2-way		1
705 271 R91		SOCKET, power, cpte. with cable (see lamps- side, rear and miscellaneous) (comprising: Ref. 14 and 15)		1
	14	CABLE, pin 1 to earth (black)		1
	15	CABLE, pin 2 to light S/W (red)		1
705 545 R1	16	BOX, junction		1
706 102 R1		SCREW, slotted rd. hd., 3/16" x 5/8"		1
114 603		WASHER, lock, external tooth, No. 10		1
705 548 R1		GROMMET, junction box		1
705 270 R91	17	LAMP, registration number plate (12 V - 4 W) (see lamps - side, rear and miscellaneous)		1
• 709 489 R91	18	SWITCH, lighting (see instrument panel, instruments and battery carrier)		1
707 481 R92	19	HOLDER, fuse (see instrument panel, instruments and battery carrier)		1
705 266 R91	20	HORN, push (see instrument panel, instruments and battery carrier)		1
700 876 R92	21	HORN (see registration plate , horn, etc.)		1
709 483 R91	22	CABLE, earth, side and plough lights (used w/ two core cables)		1
		CLIPS, cable (see detail list)		1
705 728 R1		ELBOW, cable, side and rear lamp (see lamps - side, rear and miscellaneous)		2

ELECTRICAL SYSTEM



Part Number	Ref. No.	Description	Serial Number	No. Req'd.
ROAD TRAFFIC REGULATION LIGHTING ATTACHMENT - continued				
705 546 R13		PLATE, registration number, cpte. (see registration plate, horn, etc)		1
705 268 R91		REFLECTOR, (55°) (see lamps - side, rear and miscellaneous)		1
<p>• Items not required if tractors are already fitted with Head and Plough Lamp Attachment</p> <p>This attachment is applicable to Petrol and Diesel Tractors but cannot be fitted to industrial fenders.</p>				

ELECTRICAL SYSTEM



Part Number	Ref. No.	Description	Serial Number	No. Req'd.
ROAD TRAFFIC REGULATION LIGHTING ATTACHMENT (Industrial Fenders)				
•• 709 103 R91		ATTACHMENT, Road Traffic Regulation Lighting (Industrial Fenders)		1
• 709 231 R91		CABLE, main harness to R.H. terminal block (comprising Ref. 1, 2 and 3)		1
	1	CABLE, light S/W to side and rear lights (red)		1
	2	CABLE, light S/W to plough lamp (green)		1
	3	CABLE, all rear lights and plough lamp to earth (black)		1

ELECTRICAL SYSTEM



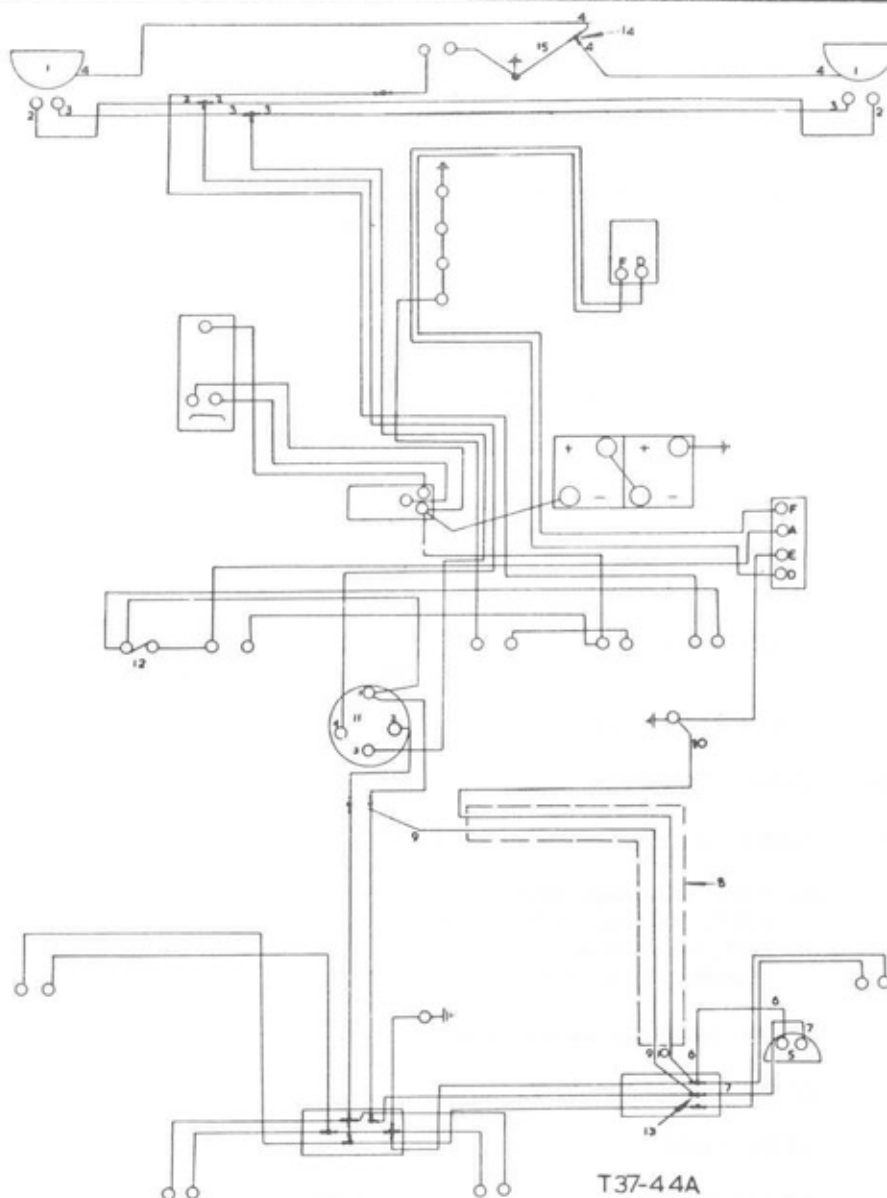
Part Number	Ref. No.	Description	Serial Number	No. Req'd.
ROAD TRAFFIC REGULATION LIGHTING ATTACHMENT (Industrial Fenders) - continued				
709 238 R91		CABLE, main harness to L.H. terminal block (comprising Ref. 4 and 5)		1
	4	CABLE, light S/W to N/S side and rear lights (red)		1
	5	CABLE, earth to N/S side and rear lights (black)		1
709 239 R91		CABLE, side lamp, R.H. (comprising Ref. 6 and 7)		1
	6	CABLE, light S/W to side light (red)		1
	7	CABLE, side light to earth		1
709 240 R91		CABLE, rear lamp R.H. (comprising Ref. 8 and 9)		1
	8	CABLE, light S/W rear light (red)		1
	9	CABLE, earth to rear light (black)		1
709 241 R91		CABLE, side lamp, L.H. (comprising Ref. 10 and 11)		1
	10	CABLE, light S/W to side light (red)		1
	11	CABLE, earth to side light (black)		1
709 242 R91		CABLE, rear lamp L.H. (comprising Ref. 12 and 13)		1
	12	CABLE, light S/W to rear light (red)		1
	13	CABLE, earth to rear light (black)		1
709 236 R91	14	SOCKET, power, w/CABLE (see lamps - side, rear and miscellaneous) (comprising Ref. 15 and 16)		1
	15	CABLE, junction block to power socket (red)		1
	16	CABLE, earth to power socket		1
709 243 R91	17	LAMP, registration number plate, 12V - 4 W. W/CABLE (see lamps - side, rear and miscellaneous) (comprising Ref. 18 and 19)		1
	18	CABLE, light S/W to number plate lamp		1
	19	CABLE, earth to number plate lamp		1
709 233 R91	20	LAMP, side, 12V - 6 W (see detail list)		2
709 235 R91	21	LAMP, rear, 12 V - 6 W (see detail list)		2

ELECTRICAL SYSTEM



Part Number	Ref. No.	Description	Serial Number	No. Req'd.
ROAD TRAFFIC REGULATION LIGHTING ATTACHMENT (Industrial Fenders) - continued				
707 945 R91	22	BLOCK, terminal, 2 way, L.H.		1
708 784 R1		NUT, lock, 6 BA		2
708 783 R1		SCREW, machine, slotted rd. hd., 6 BA x 7/8"		1
708 785 R1		WASHER, lock, 6 BA		1
709 489 R91	23	SWITCH, lighting	(see instrument panel, instruments and battery carrier)	1
• 708 782 R91	24	BLOCK, terminal, 3 way, R.H.		1
• 708 784 R1		NUT, lock, 6 BA		2
• 708 783 R1		SCREW, machine, slotted rd. hd., 6 BA x 7/8"		1
• 708 785 R1		WASHER, lock, 6 BA		1
709 237 R1		BRACKET, power socket	(see lamps- side, rear and miscellaneous)	1
709 443 R1		BRACKET, reflector support	(see lamps - side, rear and miscellaneous)	2
709 234 R1		BRACKET, side lamp	(see lamps - side, rear and miscellaneous)	2
705 897 R1		CONNECTOR, 1 way		4
709 272 R1		CONDUIT, "Kopex"	(to L.H. terminal block)	1
• 709 273 R1		CONDUIT, "Kopex"	(to R.H. terminal block)	1
3040 886 R91		CONDUIT, cable front, cpte.		2
3040 887 R91		CONDUIT, cable, L.H. cpte.		1
3040 888 R91		CONDUIT, cable, R.H. cpte.		1
709 232 R1		COVER, terminal		2
		GROMMET rubber 3/8"	(see cable clins - industrial fenders)	8
		GROMMET, rubber, 1/4"		4
709 444 R91		REFLECTOR, rear, (red)	(see lamps- side, rear and miscellaneous)	2
709 253 R91		TOOLBOX	(Factory application attachment only)	1
<p>* Items not required for tractors fitted with Head and Plough lamp attachment</p> <p>**For tractors fitted with Rear Industrial Fender attachment</p> <p>This attachment is applicable to both Petrol and Diesel Tractors.</p>				

ELECTRICAL SYSTEM



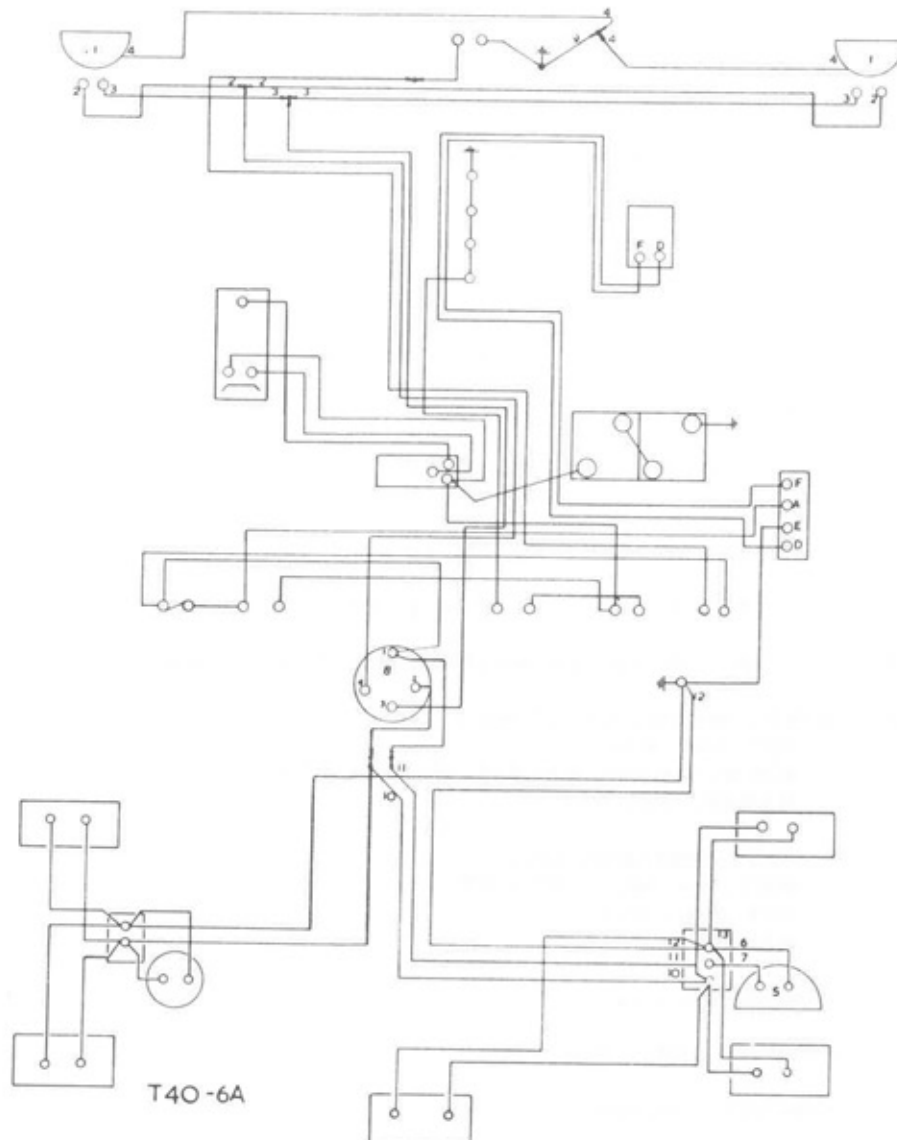
Part Number	Ref. No.	Description	Serial Number	No. Req'd.
HEAD AND PLOUGH ATTACHMENT - REGULAR FENDERS				
** 3048 241 R91		ATTACHMENT, Head and Plough Lamp		1
** 3048 245 R91		ATTACHMENT, Head and Plough Lamp (Industrial)		1
707 890 R91	1	LAMP, head, L.H. 12 V - 24 W		1 1
707 891 R91	1	LAMP, head, R.H. 12 V - 24 W, each complete with cables Ref. 2, 3 and 4 (see detail list)		1 1
	2	CABLE, light S/W terminal 3 to dip filament (blue/yellow)		1 1
	3	CABLE, light S/W terminal 4 to main filament (blue/white)		1 1
	4	CABLE, lamp bulb clamp to earth (black)		1 1

ELECTRICAL SYSTEM



Part Number	Ref. No.	Description	Serial Number	No. Req'd.
HEAD AND PLOUGH LAMP ATTACHMENT - REGULAR FENDERS - continued				
705 259 R93	5	LAMP, plough, 12 V - 24 W, complete with cables (see detail list)		1 1
	6	CABLE, earth to plough lamp (black)		1 1
	7	CABLE, light S/W to plough lamp (red/white)		1 1
• 705 901 R93	8	CABLE, plough lamp attachment (comprising Ref. 9 and 10)		1 1
	9	CABLE, light S/W to plough lamp (red)		1 1
	10	CABLE, earth to plough lamp (black)		1 1
• 709 489 R91	11	SWITCH, lighting (see instrument panel, instruments and battery carrier)		1 1
• 707 481 R92	12	HOLDER, fuse (see instrument panel, instruments and battery carrier)		1 -
• 705 897 R1	13	CONNECTOR, 1 way		2 2
705 896 R1	14	CONNECTOR 2 way		- 1
706 130 R91	15	CABLE, headlamp to earth (black)		1 1
3047 696 R11		BRACKET, headlamp, cpte.		2 2
179 814		BOLT, hex. hd., 5/16" x 5/8"		1 2
101 634		NUT, hex., 3/16"		2 2
103 320		WASHER, lock, 5/16"		2 2
704 138 R2		COVER, headlamp bracket, R. H.		1 1
704 137 R2		COVER, headlamp bracket, L. H.		1 1
		CLIPS, cable (see detail list)		
		MOUNTING, ploughlamp (see detail list)		
		* Items not required for tractors fitted with "Road Traffic Lighting Attachment"		
		** NOTE: These attachments are applicable to both Petrol and Diesel Tractors.		

ELECTRICAL SYSTEM



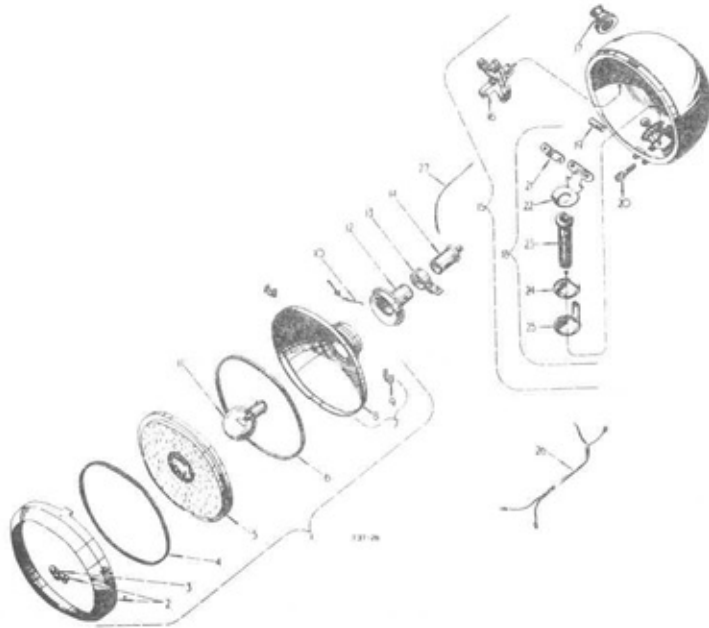
Part Number	Ref. No.	Description	Serial Number	No. Req'd.
HEAD AND PLOUGH LAMP ATTACHMENT - INDUSTRIAL FENDERS				
** 3048 244 R91		ATTACHMENT, Head and Plough		1
707 890 R91	1	LAMP, head, L.H., 12 V - 24 W		1
707 891 R91	1	LAMP, head, R.H., 12 V - 24 W , each complete with cables Ref. 2, 3 and 4 (see detail list)		1
	2	CABLE, light S/W terminal 3 to dip filament (blue/yellow)		1
	3	CABLE, light S/W terminal 4 to main filament (blue/white)		1
	4	CABLE, lamp bulb to earth (black)		1

ELECTRICAL SYSTEM



Part Number	Ref. No.	Description	Serial Number	No. Req'd.
HEAD AND PLOUGH LAMP ATTACHMENT - INDUSTRIAL FENDERS - continued				
708 854 R91	5	LAMP, plough, 12 V - 24 W, cpte. (see detail list) W/cables Ref. 6 and 7		1
	6	CABLE, earth to plough lamp (black)		1
	7	CABLE, light S/W to plough lamp (red/ white)		1
* 709 489 R91	8	SWITCH, lighting (see instrument panel, instruments and battery carrier)		1
706 130 R91	9	CABLE, headlamp to earth (black)		1
709 231 R91		CABLE, main harness to R.H. terminal block comprising Ref. 10, 11 and 12		1
	10	CABLE, light S/W to side and rear lights (red)		1
	11	CABLE, light S/W to plough lamp (green)		1
	12	CABLE, all rear lights and plough lamp to earth (black)		1
* 708 782 R91	13	BLOCK, terminal, R.H. (3 way)		1
* 708 784 R1		NUT, lock, 6 BA		2
* 708 783 R1		SCREW, machine, slotted rd. hd., 6 BA x 7/8"		1
* 708 785 R1		WASHER, lock, 6 BA		1
3047 696 R11		BRACKET, head lamp, cpte.		2
179 814		BOLT, hex. hd., 5/16" x 5/8"		2
102 634		NUT, hex., 9/16"		2
103 320		WASHER, lock, 5/16"		4
705 896 R1		CONNECTOR, 2 way		1
* 3040 886 R91		CONDUIT, cable , front, cpte.		2
* 3040 887 R91		CONDUIT, L.H. cpte.		1
* 3040 888 R91		CONDUIT, cable, R.H. cpte.		1
* 709 232 R1		COVER, terminal		1
704 138 R2		COVER, headlamp, bracket, R.H.		1
704 137 R2,		COVER, headlamp, bracket, L.H.		1
		CLIPS, cable (see detail list)		
		MOUNTING, plough lamp (see detail list)		
		* Items not required for tractors fitted with "Road Traffic Lighting Attachment"		
		** For tractors fitted with Rear Industrial Fender Attachment		
		NOTE: This attachment is applicable to both Petrol and Diesel Tractors		

ELECTRICAL SYSTEM



Part Number	Ref. No.	Description	Serial Number	No. Req'd.
PLOUGHLAMP (Attachment)				
705 259 R93		PLOUGHLAMP, 12 V - 24 W (used W/Regular Fenders)		A B
708 854 R91		PLOUGHLAMP, 12 V - 24 W (used W/ Industrial Fenders)		1 1
705 806 R91	1	DOOR, and LENS, assy. (comprising		1 1
		1 DOOR 705 775 R91	1 LENS 705 807 R1	
		1 GASKET 700 447 R1	1 REFLECTOR 705 776 R91	
		1 GASKET 702 475 R1	6 RETAINER 702 476 R1)	
705 775 R91	2	DOOR and CATCH, assy., w/CATCH 702 474 R1		1 1
702 474 R1	3	CATCH, door, bottom		1 1
700 447 R1	4	GASKET, lens to door		1 1
705 807 R1	5	LENS		1 1
702 475 R1	6	GASKET, reflector to lens		1 1
705 776 R91	7	REFLECTOR, assy., W/two PINS 705 789 R1, REFLECTOR 706 786 R1 and two SPRINGS 705 788 R1		1 1
705 786 R1	8	REFLECTOR		1 1
705 788 R1	9	SPRING, securing		2 2
705 789 R1		PIN, split		2 2
702 476 R1	10	RETAINER, lens		6 6

ELECTRICAL SYSTEM

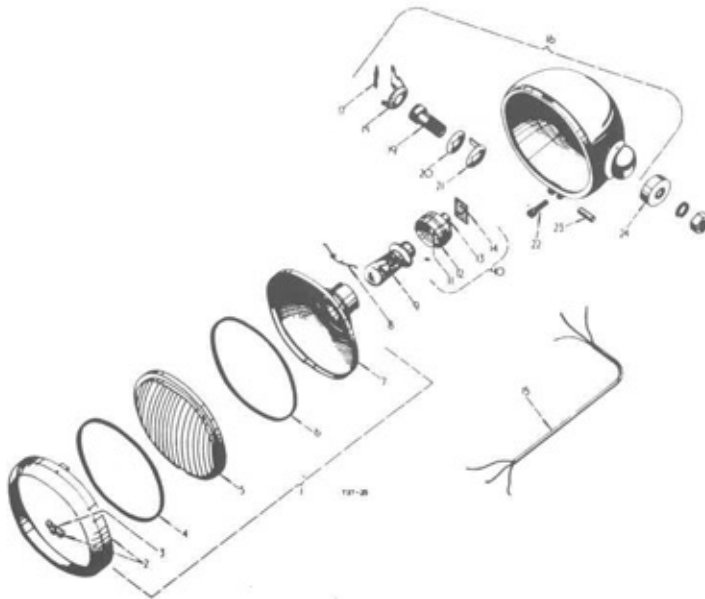


Part Number	Ref. No.	Description	Serial Number	No. Req'd.
PLOUGHLAMP (Attachment) - continued				
				A B
705 824 R91	11	BULB, 12 V - 24 W		1 1
705 779 R91	12	TUBE, reflector, and centre, assy.		1 1
705 781 R91	13	RING, clamp, assy. (comprising		1 1
		1 RING 702 473 R1	1 SCREW 705 794 R1	
		1 SCREW 702 468 R1	1 WASHER 705 795 R1)	
702 483 R91	14	ADAPTOR, assy.		1 1
705 816 R91	15	BODY, assy., cpte. (comprising		1 1
		1 BODY 705 809 R91	2 SCREW 705 819 R1	
		1 COVER 705 822 R1	1 SWITCH 705 818 R91	
		4 NUT 705 821 R1	2 WASHER 705 820 R1)	
705 818 R91	16	SWITCH, multi-circuit		1 1
705 821 R1		NUT, (switch to body)		4 4
705 819 R1		SCREW (switch to body)		2 2
705 820 R1		WASHER, (switch to body)		2 2
705 822 R1	17	COVER, rubber, switch knob		1 1
705 809 R91	18	BODY, assy., less switch (comprising		1 1
		1 BOLT 705 812 R1	1 STRIP 705 801 R1	
		1 CLAMP 702 467 R1	2 SCREW 702 468 R1	
		1 NUT 702 472 R1	1 SCREW 702 478 R1	
		1 RETAINER 705 803 R1	1 WASHER 705 802 R1)	
702 472 R1	19	NUT, barrel		1 1
702 478 R1	20	SCREW, door		1 1
702 467 R1	21	CLAMP, cable		1 1
705 803 R1	22	RETAINER, bolt		1 1
702 468 R1		SCREW, cable clamp		2 2
705 812 R1	23	BOLT		1 1
705 802 R1	24	WASHER, seating		1 1
705 801 R1	25	STRIP, earth		1 1
705 814 R1	26	CABLE		1
705 813 R1	27	LEAD, cable (switch to bulb)		1 1
705 815 R1		GROMMET, 3 way		1 1
751 461 R91		CABLE		1

ELECTRICAL SYSTEM



Part Number	Ref. No.	Description	Serial Number	No. Req'd.
PLOUGHLAMP (attachment) - continued				
705 811 R91		CABLE, and GROMMET, assy., W/CABLE 705 814 R1, GROMMET 705 815 R1 and LEAD 705 813 R1		1
702 473 R1		RING, clamp		1 1
702 468 R1		SCREW		1 1
705 794 R1		SCREW, for cable		1 1
705 795 R1		WASHER, for cable		1 1



Part Number	Ref. No.	Description	Serial Number	No. Req'd.
HEADLAMP (Attachment)				
				A B
707 891 R91		HEADLAMP, (12 V - 24 W) R.H. (illustrated)		1
707 890 R91		HEADLAMP, (12 V - 24 W) L.H. (not illustrated)		1
114 498		NUT, jam, hex., 5/8" UNF		1 1
115 553		WASHER, lock, internal tooth, 5/8"		1 1
708 510 R91	1	DOOR, and LENS, assy. <i>(comprising</i>		1 1
		1 DOOR 705 775 R91	1 LENS 700 446 R1	
		1 GASKET 702 475 R1	1 REFLECTOR 707 630 R91	
		1 GASKET 700 447 R1	6 RETAINER 702 476 R1)	
705 775 R91	2	DOOR and CATCH, assy., w/CATCH 702 474 R1		1 1
702 474 R1	3	CATCH, door, bottom		1 1
700 447 R1	4	GASKET, (lens to door)		1 1
700 446 R1	5	LENS		1 1
702 475 R1	6	GASKET, (reflector to lens)		1 1
707 830 R91	7	REFLECTOR and BULB TUBE, assy.		1 1
702 476 R1	8	RETAINER, lens		6 6
708 512 R91	9	BULB, 12 V - 24/24 W, pre-focus		1 1

ELECTRICAL SYSTEM



Part Number	Ref. No.	Description	Serial Number	No. Req'd.
HEADLAMP (Attachment) - continued				
708 511 R91	10	CABLE, and CONTACT, assy. (comprising		A B 1 1
		1 CABLE 708 515 R91	2 SPRING 708 517 R1	
		2 CONTACT 708 518 R1	1 WASHER 708 519 R1	
		1 HOLDER 708 516 R1	1 WASHER 707 838 R1)	
		1 SHELL 708 521 R1		
708 518 R1	11	CONTACT		2 2
708 521 R1	12	SHELL, bulb holder		1 1
708 516 R1	13	HOLDER, bulb		1 1
707 838 R1	14	WASHER, cable grip		1 1
708 515 R91	15	CABLE		1 1
706 400 R91	16	BODY and BOLT, assy., R.H.	(illustrated)	1 -
706 399 R91		BODY and BOLT, assy., L.H.	(not illustrated)	- 1
		(comprising		
		1 BOLT 705 805 R1	2 SCREW 702 468 R1	
		1 CLIP 702 467 R1	1 SCREW 702 478 R1	
		1 NUT 702 472 R1	1 STRIP 705 801 R1	
		1 RETAINER 705 803 R1	1 WASHER 705 802 R1)	
702 467 R1	17	CLIP, cable		1 1
705 803 R1	18	RETAINER, bolt		1 1
702 468 R1		SCREW, cable clip		2 2
705 805 R1	19	BOLT, fixing		1 1
705 802 R1	20	WASHER, seating		1 1
705 801 R1	21	STRIP, earth		1 1
702 478 R1	22	SCREW, door		1 1
702 472 R1	23	NUT, barrel		1 1
705 785 R1	24	WASHER, cupped		1 1
708 517 R1		SPRING		2 2
708 519 R1		WASHER, spacer		1 1



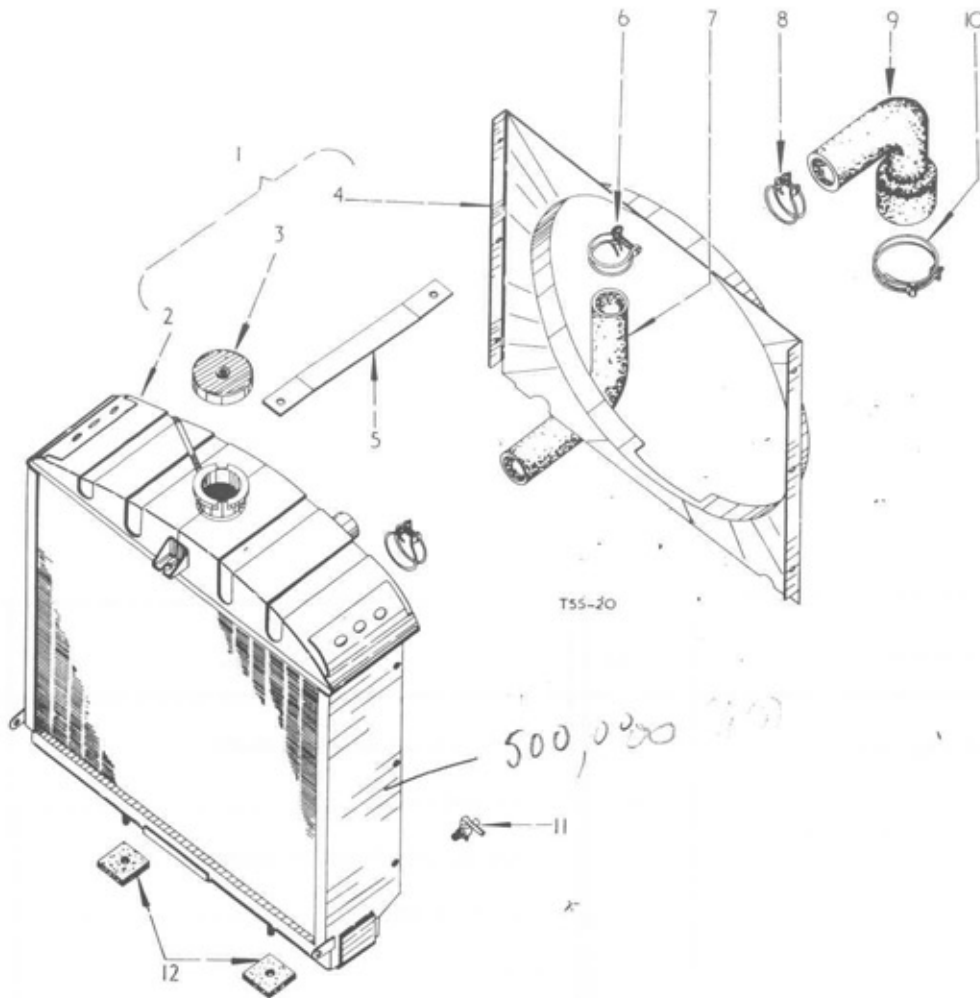


C H A S S I S

INDEX TO UNITS

Description	Page	Description	Page
Arms, steering and drag links	21	Gears, transmission and shafts	32
Axle, front	24	Hood and Grille	4
rear	46	Housing, clutch and connections	30
Box, tool	51	Hub, front wheel	19
Brake, disc	43	Knuckles	21
Case, transmission	37	Lock, differential	41
Cleaner, air, upright (Diesel)	10	Pipe, downswept exhaust (Petrol)	7
Cleaner, air, upright (Petrol)	9	upswept exhaust (Diesel)	8
Clutch, 11 inch	29	Pipes, fuel (Petrol)	16
Control, governor, (Diesel)	17	fuel and return (Diesel)	13
Control, governor, (Petrol)	18	Radiator and Connections	2
Cover, transmission case, front	35	Seat,	49
Differential	39	Steering, mechanism	27
Fenders	50	Shifter, gear mechanism	35
Footplates	49	Tools	51
Fuel, system (Diesel)	11	Wheel, front	20
Fuel, system (Petrol)	14	rear	48
Gauge, oil pressure (Diesel)	9		

CHASSIS



Part Number	Ref No.	Description	Serial Number	No Req'd.
RADIATOR AND CONNECTIONS				
3044 008 R91	1	RADIATOR, cpte. W/FAN HOUSING and CAP (comprising		1
		1 CAP	3047 378 R91	
		2 CLIP	3047 381 R1	
		1 HOUSING	3047 379 R1	
		6 NUT	103 024	
		6 SCREW	181 307	
		6 WASHER	3047 380 R1	
		1 WASHER	3047 382 R1)	
15 072 R1		BOLT, carriage, sq. neck, 7/16" x 2"		2
271 500		NUT, hex., 7/16"		2
103 322		WASHER, lock, 7/16"		2
	2	RADIATOR		1
3047 378 R91	3	CAP, pressure filler		1
3047 382 R1		WASHER, filler cap		1

CHASSIS

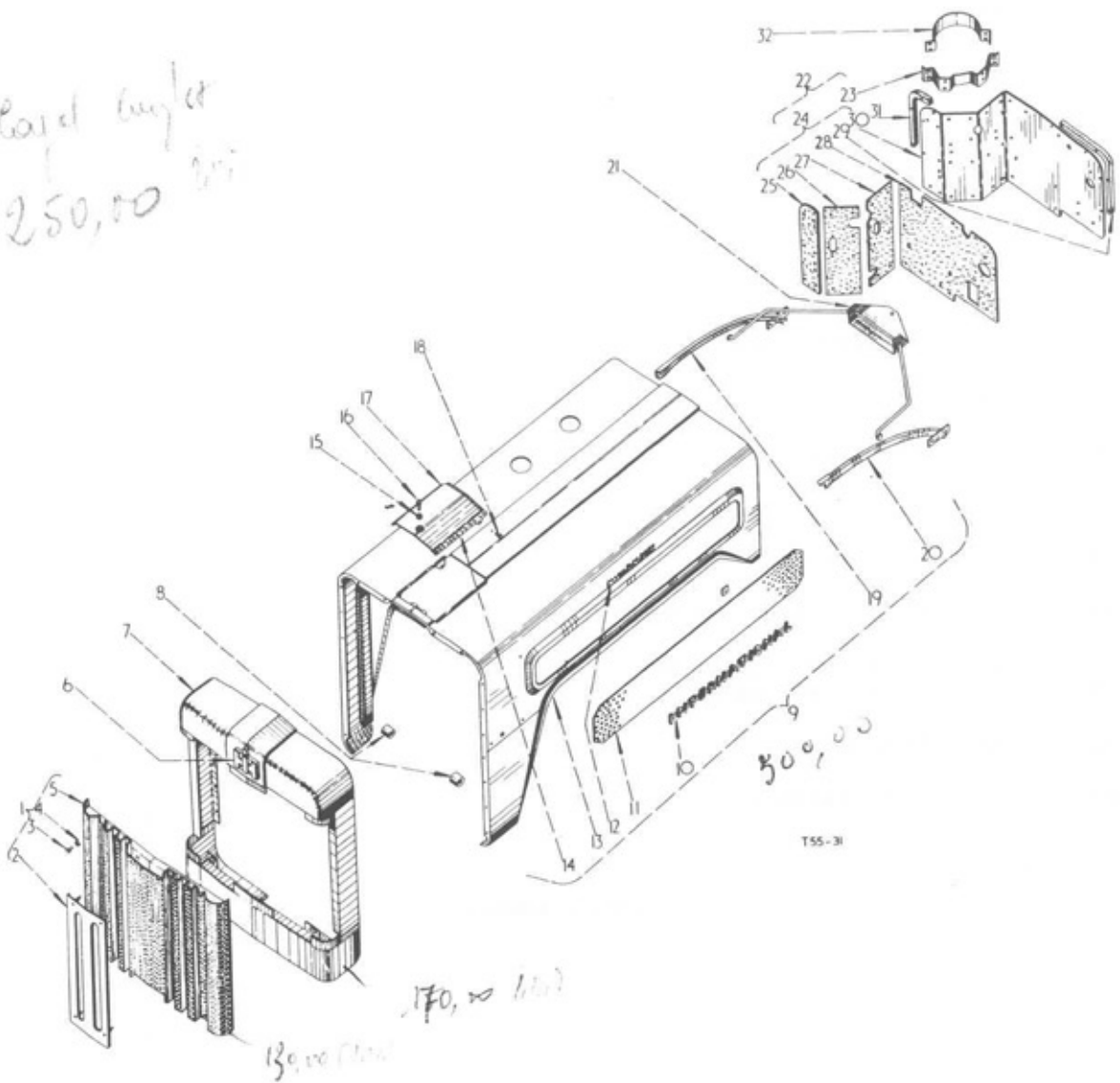


Part Number	Ref. No.	Description	Serial Number	No. Req'd.
RADIATOR AND CONNECTIONS - Continued				
3047 379 R1	4	HOUSING, fan		1
181 307		SETSCREW, mushroom head, 1/4" UNF x 3/8" long		6
103 024		NUT, hex., 1/4" UNF		6
3047 380 R1		WASHER, shakeproof		6
3042 412 R1	5	BRACE, radiator		1
179 837		BOLT, hex. hd., 3/8" x 3/4"		1
102 635		NUT, hex., 3/8"		1
103 321		WASHER, lock, 3/8"		1
705 934 R91	.6	CLAMP, radiator outlet hose (1-3/4")		2
3044 009 R1	7	PIPE, radiator outlet		1
3042 569 R91	8	CLAMP, radiator inlet hose (2")		1
3042 414 R1	9	HOSE, radiator inlet		1
3040 748 R91	10	CLAMP, radiator inlet hose (3")		1
106 794	11	COCK, drain, type A, 1/4"		1
or 707 888 R91	11	COCK, drain, radiator		1
704 284 R2	12	PAD, radiator		2
3047 381 R1		CLIP, overflow pipe		2
* Not supplied seperately				

CHASSIS



*Panel Bayler
250,00*



Part Number	Ref. No.	Description	Serial Number	No. Req'd.
RADIATOR HOOD AND GRILLE				
3047 331 R91	1	PANEL, mesh, radiator grille, cpte. (comprising: -		1
3047 333 R11	2	PANEL, fixed centre, cpte.		1
120 375		NUT, hex., cadmium plated 1/4"		4
120 380		WASHER, lock, cadmium plated 1/4"		4
3047 334 R1	3	FASTENER, (DZUS)		4
3047 335 R1	4	GROMMET		4
3047 332 R91	5	PANEL, mesh, radiator grille, assy.		1
704 143 R4	6	PLATE, monogram, I. H.		1
3040 851 R1		CLIP		2

CHASSIS

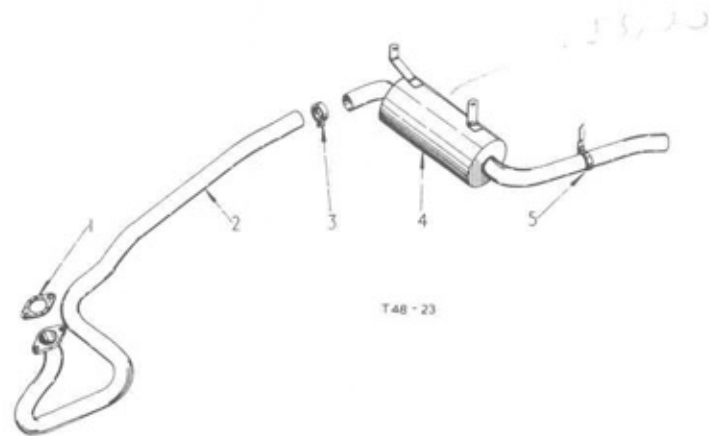


Part Number	Ref. No.	Description	Serial Number	No. Req'd.
RADIATOR HOOD AND GRILLE - Continued				
3044 091 R91	7	FRAME, radiator grille, assy. (comprising: -		1
3044 095 R1		RIVET, pop		8
3044 094 R1		SPRING		4
218 322		WASHER, 1/8" I.D. x 5/16" O.D. x .32"		8
704 135 R1	8	SPACER, hood pivot		2
181 395		BOLT, hex. hd., 7/16" UNF x 1"		1
103 322		WASHER, lock, 7/16"		2
615 063 R1		WASHER, flat, 15/32" I.D. x 7/8" O.D. x 16 ga.		2
3045 007 R92	9	HOOD, and NAME PLATES, assy., cpte. (comprising: -		1
3042 024 R1	10	NAME PLATE, "International"		2
709 475 R1		PLATE, back		6
3040 850 R1		RIVET, pop		6
3045 348 R1	11	PANEL, mesh, side		2
704 133 R3	12	NAME PLATE, "M ^C Cormick "		2
3042 357 R1		RIVET, pop		4
3045 008 R21	13	HOOD, cpte.		1
3047 338 R11	14	PANEL, radiator access, cpte. (comprising: -		1
3047 340 R1	15	GROMMET		1
3047 339 R1	16	FASTENER		1
3047 338 R1	17	PANEL, radiator access		1
3047 342 R1		CLIP, retainer		2
3047 341 R1	18	PIN, pivot		2
3047 344 R11	19	GUIDE, hood stay, R.H. cpte.		1
3047 343 R11	20	GUIDE, hood stay, L.H. cpte.		1
219 420		NUT, hex., 1/4"		6
103 319		WASHER, lock, 1/4"		6
134 532		NUT, No. 6		18
121 839		SCREW, slotted, rd. hd., No. 6 x 5/16"		18
704 144 R21	21	STAY, hood, assy.		1
179 835		BOLT, hex. hd., 3/8" x 5/8"		1
103 321		WASHER, lock, 3/8"		1
3045 090 R91	22	PLATE, guide, hood, assy. W/ Air Cleaner Support Bracket (comprising: -		1



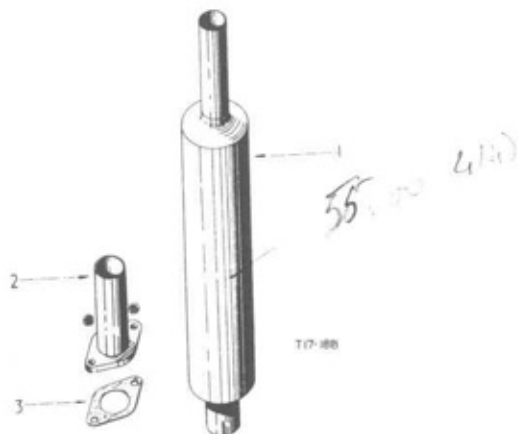
CHASSIS

Part Number	Ref. No.	Description	Serial Number	No. Req'd.
RADIATOR HOOD AND GRILLE - Continued				
3045 092 R11	23	BRACKET, support, air cleaner, cpte. W/two BOLT 179 819, two BOLT 179 814		1
104 094		RIVET, solid, button hd., 5/16" x 3/8"		4
179 819		BOLT, hex. hd., 5/16" x 1-1/8"		2
179 814		BOLT, hex. hd., 5/16" x 5/8"		2
3045 091 R91	24	PLATE, hood guide, cpte. (comprising: -		1
3045 097 R1	25	SHEET, asbestos, hood guide plate		1
3045 095 R1	26	SHEET, asbestos, hood guide plate		1
3045 096 R1	27	SHEET, asbestos, hood guide plate		1
3045 094 R1	28	SHEET, asbestos, hood guide plate		1
704 148 R4	29	BEADING, hood guide plate		1
135 808		RIVET, tubular, oval hd., 3/16" x 19/32"		4
Q 102		WASHER, flat, 3/16" I.D. x 1/2" O.D. x 16 ga.		4
3045 093 R1	30	PLATE, hood guide		1
18 540 R1		RIVET, tubular, oval hd., 1/4" x 3/8"		26
3045 098 R1	31	BEADING, hood guide plate		1
135 808		RIVET, tubular oval hd., 3/16" x 19/32"		3
Q 102		WASHER, flat, 3/16" I.D. x 1/2" O.D. x 16 ga.		3
179 838		BOLT, hex. hd., 3/8" x 7/8"		2
103 321		WASHER, lock, 3/8"		2
179 817		BOLT, hex. hd., 5/16" x 7/8"		2
103 320		WASHER, lock, 5/16"		2
106 261		WASHER, plain, 5/16"		2
3045 099 R1	32	STRAP, support, air cleaner		1
114 502		NUT, hex., 5/16" UNF		4
103 320		WASHER, lock, 5/16"		-
707 457 R1		PLUG, blanking, rubber, 3/8"		2
707 458 R1		PLUG, blanking, rubber, 3/8"		2
706 225 R2		BRACKET, hood guide plate		1
179 839		BOLT, hex. hd., 3/8" x 1"		1
102 635		NUT, hex., 3/8"		1
103 321		WASHER, lock, 3/8"		1

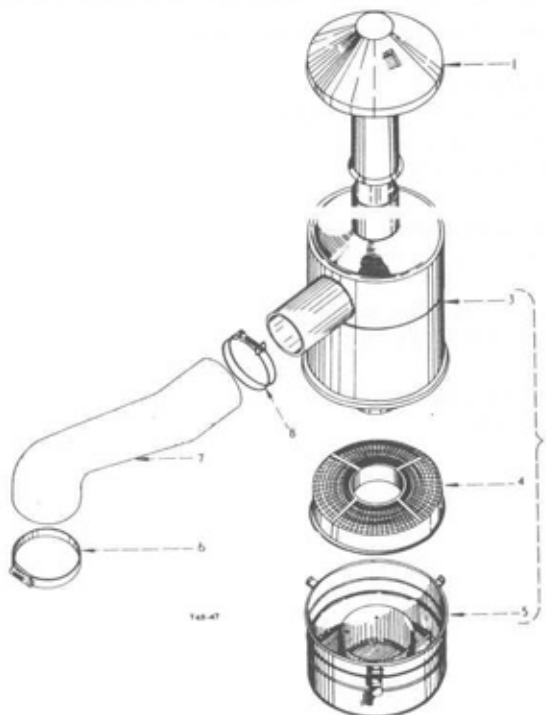


Part Number	Ref. No.	Description	Serial Number	No. Req'd.
DOWN SWEPT EXHAUST PIPE (PETROL)				
704 613 R1	1	GASKET, exhaust pipe flange		1
3045 285 R91	2	PIPE, exhaust , manifold to silencer, cpte.		1
704 621 R1	3	CLAMP, exhaust pipe		1
179 841		BOLT, hex. hd., 3/8" x 1-1/4"		1
102 635		NUT, hex., hd., 3/8"		1
103 321		WASHER, lock, 3/8"		1
3047 572 R92	4	SILENCER, exhaust, cpte.		1
179 839		BOLT, hex. hd., 3/8" x 1"		2
705 449 R1	5	CLAMP, support, muffler outlet pipe		1
179 838		BOLT, hex. hd., 3/8" x 7/8"		2
20 229 D		NUT, flange, exhaust pipe		2
103 321		WASHER, lock		2

CHASSIS



Part Number	Ref. No.	Description	Serial Number	No. Req'd.
UPSWEPT EXHAUST PIPE				
704 616 R93	1	SILENCER, exhaust, cpte.		1
or 707 713 R92	1	SILENCER, exhaust, cpte.		1
or 751 779 R91	1	SILENCER, exhaust, cpte.		1
704 614 R21	2	PIPE, exhaust (manifold to silencer) cpte.		1
20 229 D		NUT, exhaust pipe flange		2
103 321		WASHER, lock, 3/8"		2
704 613 R1	3	GASKET, exhaust pipe flange		1

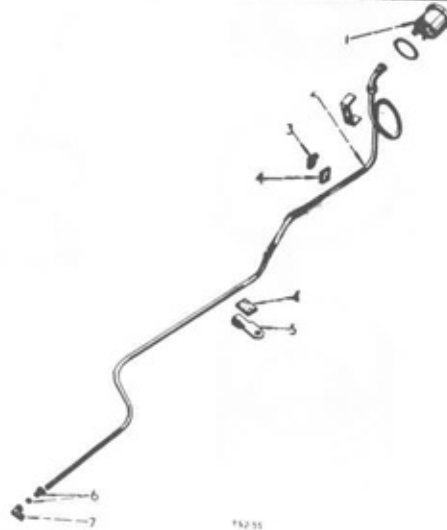


UPRIGHT AIR CLEANER AND CONNECTIONS

CHASSIS

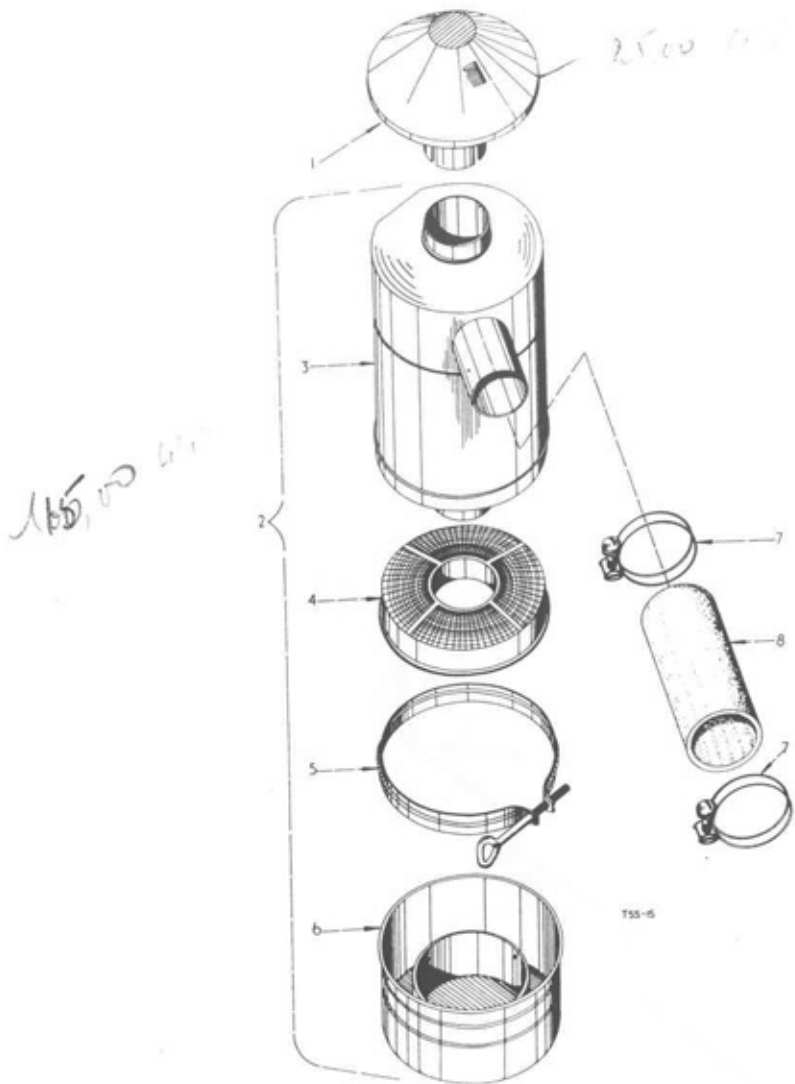


Part Number	Ref. No.	Description	Serial Number	No. Req'd.
UPRIGHT AIR CLEANER AND CONNECTIONS (PETROL)				
706 959 R92	1	PRE- CLEANER, air		1
3045 323 R91	2	CLEANER, air, cpte. (comprising: -		1
3047 244 R91	3	BODY, air cleaner		1
3042 601 R92	4	ELEMENT, air cleaner		1
3041 072 R91	5	BASE, air cleaner		1
3045 326 R91	6	CLAMP, air cleaner hose, (2-9/16")		1
3045 325 R1	7	CONNECTION, air cleaner inlet manifold		1
705 933 R91	8	CLAMP, air cleaner hose, (2-1/4")		1

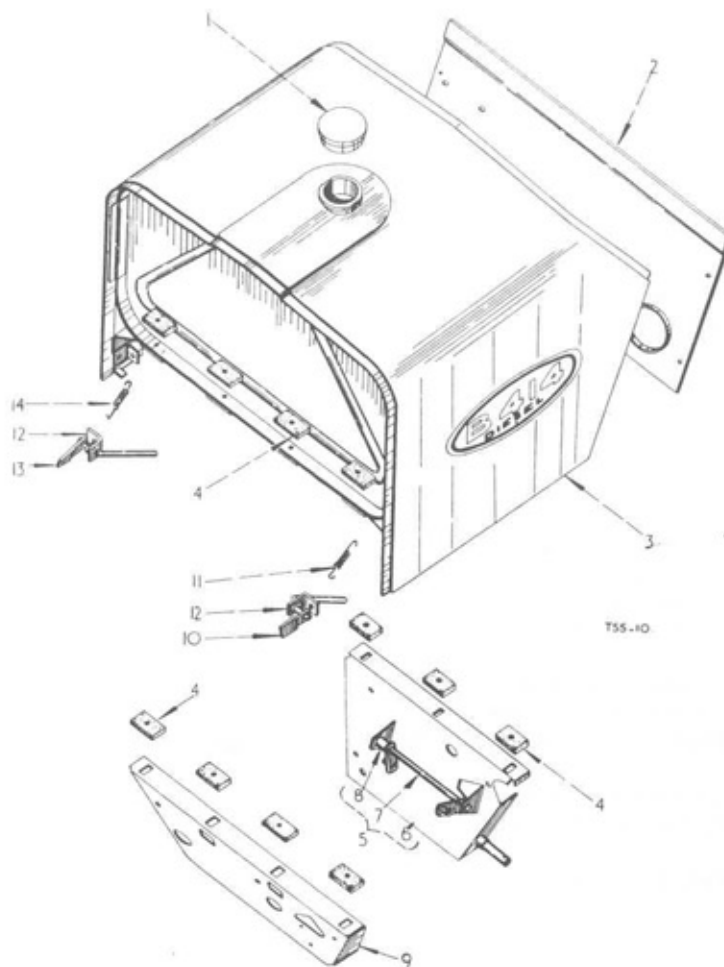


Part Number	Ref. No.	Description	Serial Number	No. Req'd.
OIL PRESSURE GAUGE (DIESEL)				
709 166 R91	1	GAUGE, oil pressure		1
3040 385 R91	2	PIPE, oil, engine to pressure gauge, W/NUT 3041 151 R11		x
60 938 D	3	CLIP, oil pipe, rear		1
17 408 R1		BOLT, machine, hex. hd., 3/8" x 5/8"		1
102 635		NUT, hex., 3/8"		1
103 321		WASHER, lock, 3/8"		1
52 728 D	4	CUSHION, oil pipe, (oil pipe clip)		2
708 115 R1	5	CLIP, oil pipe, front		1
3041 151 R11	6	NUT, coupling, oil pipe		1
3040 386 R1	7	ELBOW, oil pipe to engine		1

CHASSIS



Part Number	Qty. No.	Description	Serial Number	Qty. Req'd.
UPRIGHT AIR CLEANER				
3045 311 R91	1	PRE-CLEANER, air		1
3045 310 R91	2	AIR CLEANER, cpte. (comprising: -		1
3048 257 R91	3	BODY, air cleaner		1
3048 258 R91	4	ELEMENT, air cleaner		1
3043 642 R91	5	BAND, clamp, assy		1
3048 259 R1	6	BASE, oil		1
705 933 R91	7	CLAMP, air cleaner hose		2
3045 312 R1	8	HOSE, inlet, air cleaner manifold		1

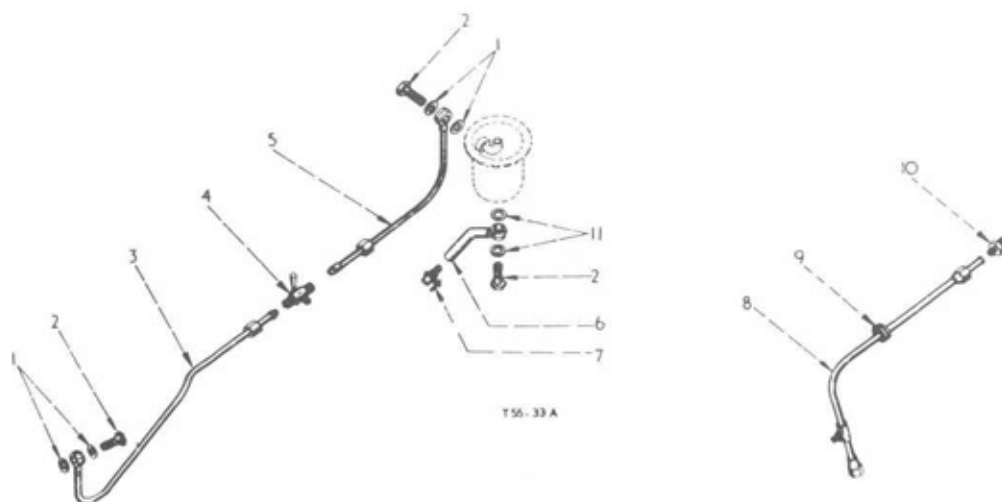


Part Number	Ref. No.	Description	Serial Number	No. Req'd.
FUEL TANK SCUTTLE AND PANEL				
707 822 R92	1	CAP , fuel tank filler		1
708 317 R11	2	PANEL, scuttle , cpte.		1
704 444 R2		SCREW, rd hd., 1/4" BSW x 1/2"		4
704 445 R1		NUT, spire speed, 1/4" BSW		4
3043 878 R91	3	SCUTTLE, fuel tank, W/CAP 707 822 R92		1
179 799		BOLT, hex. hd., 1/4" x 1-1/4"		7
3044 455 R1		NUT, fuel tank		7
706 281 R1		WASHER, lock, hold down bolt		7
704 520 R2	4	PAD, rubber, fuel tank support		14
3040 911 R93	5	SUPPORT, scuttle, rear, and cross shaft, cpte. W/ SHAFT		1
		706 207 R93, SUPPORT 708 319 R11 and SPACER 703 952 R2		
179 857		BOLT, hex. hd., 7/16" x 7/8"		2
103 322		WASHER, lock 7/16"		2

CHASSIS

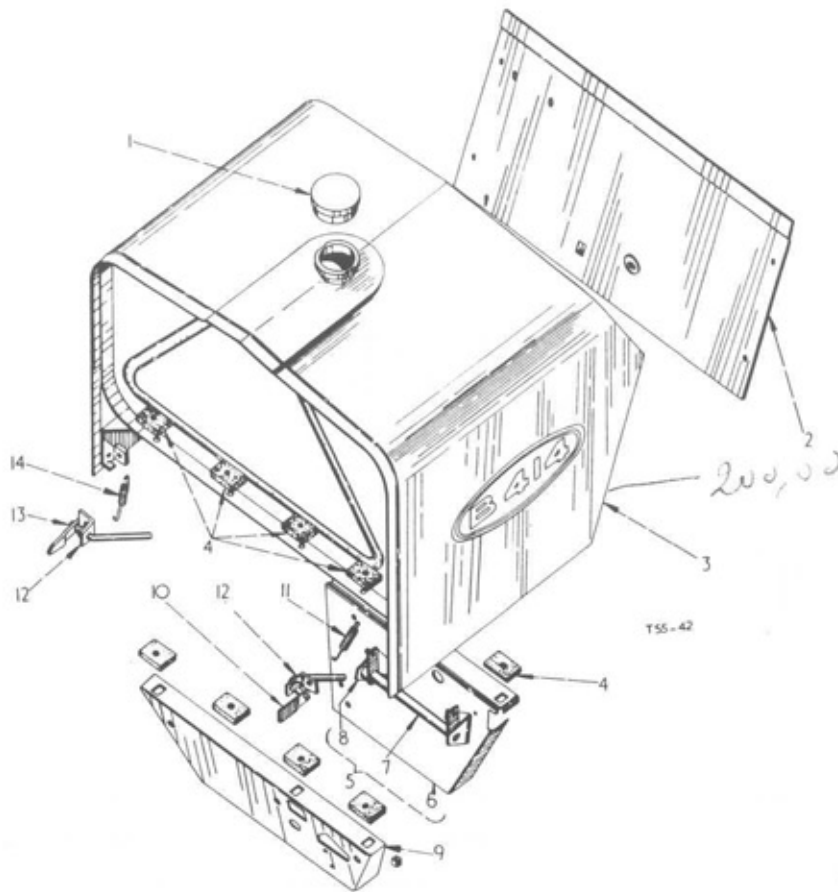


Part Number	Ref. No.	Description	Serial Number	No. Req'd.
FUEL TANK SCUTTLE and PANEL - Continued				
708 319 R31	6	SUPPORT, scuttle, rear, cpte.		1
706 207 R93	7	SHAFT, cross, governor control		1
703 952 R2	8	SPACER		1
3043 887 R91	9	SUPPORT, scuttle, front, cpte.		1
179 857		BOLT, hex. hd., 7/16" x 7/8 "		2
103 322		WASHER, lock, 7/16"		2
704 522 R12	10	LATCH, hood, cpte. L.H.		1
107 761		PIN, cotter, 1/16" x 5/8"		1
397		WASHER, flat, 11/32" I.D. x 3/4" O.D. x 16 ga.		1
704 526 R1	11	SPRING, hood, latch, L.H.		1
704 525 R1	12	BRACKET, hood latch		2
113 956		SCREW, mach, slotted hd., 1/4" x 5/8"		2
109 084		NUT, hex., 1/4"		2
103 319		WASHER, lock, 1/4"		2
704 523 R12	13	LATCH, hood, cpte. R.H.		1
107 761		PIN, cotter, 1/16" x 5/8"		1
397		WASHER, flat, 11/32" I.D. x 3/4" O.D. x 16 ga.		1
705 591 R1	14	SPRING, hood latch, R.H.		1
3041 388 R1		GASKET, fuel tank filler cap		x
1026 396 R2		TRANSFER, B-414 DIESEL		2



Part Number	Ref. No.	Description	Serial Number	No. Req'd.
PIPES - FUEL AND RETURN				
708 297 R1	1	WASHER, banjo bolt		6
708 296 R1	2	BOLT, banjo		3
3045 331 R91	3	PIPE, fuel, cpte. tap to pump		1
3045 338 R91	4	TAP, fuel, cpte.		1
3047 278 R91	5	PIPE, fuel, cpte. trap to tap		1
3045 330 R11	6	PIPE, water drain, cpte.		1
3045 339 R91	7	DRAIN COCK		1
3043 914 R91	8	RETURN, fuel, cpte.		1
704 700 R1	9	GROMMET, fuel return pipe		1
704 701 R1	10	UNION, fuel tank and fuel return pipe		1
3049 468 R1	11	WASHER, banjo bolt		2
704 695 R1		CLIP, fuel pipe		1
52 728 D		CUSHION, fuel pipe		1

CHASSIS



Part Number	Ref. No.	Description	Serial Number	No. Req'd.
FUEL TANK SCUTTLE AND PANEL				
707 R92 R92	1	CAP. fuel tank filler		1
3044 065 R11	2	PANEL, scuttle, cpte.		1
704 444 R2		SCREW, rd. hd., 1/4" BSW x 1/2"		4
704 445 R1		NUT, spire, speed, 1/4" BSW		4
3044 054 R91	3	SCUTTLE, fuel tank, W/CAP 707 822 R92		1
179 799		BOLT, hex. hd., 1/4" x 1-1/4"		7
3044 455 R1		NUT, fuel tank		7
706 281 R1		WASHER, lock, hold down bolt		7
704 520 R2	4	PAD, rubber, fuel tank support		14
3044 059 R92	5	SUPPORT, scuttle, rear and cross shaft, cpte. W/ SHAFT		
		3044 060 R91, SUPPORT 708 319 R3 and SPACER 703 952 R1		1
179 857		BOLT, hex. hd., 7/16" x 7/8"		2
103 322		WASHER, lock, 7/16"		2
708 319 R3	6	SUPPORT, scuttle, rear cpte.		1
3044 060 R92	7	SHAFT, cross, governor control		1

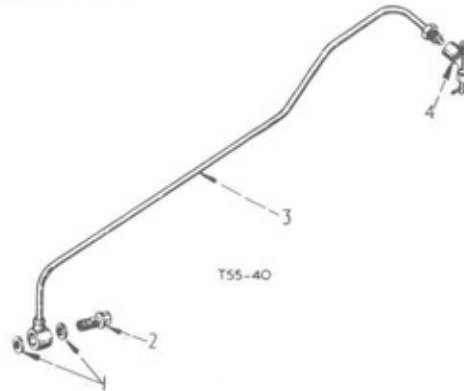
CHASSIS



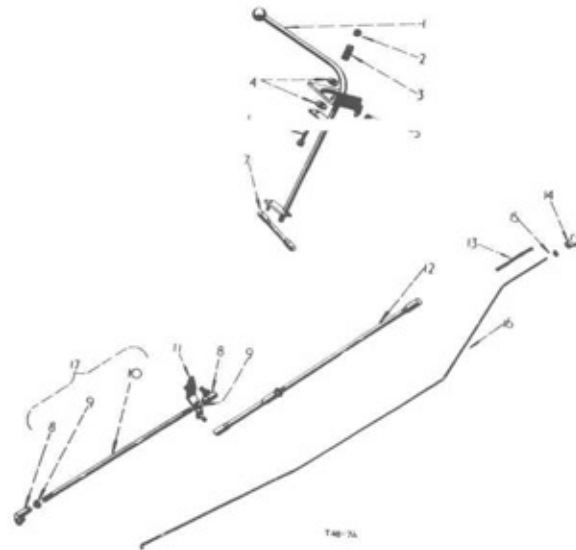
Part Number	Ref. No.	Description	Serial Number	No. Req'd.
FUEL TANK SCUTTLE and PANEL - Continued				
703 952 R1	8	SPACER		1
3044 058 R91	9	SUPPORT, scuttle, front, cpte.		1
179 857		BOLT, hex. hd., 7/16" x 7/8"		2
103 322		WASHER, lock, 7/16"		2
704 522 R12	10	LATCH, hood, cpte.		1
107 761		PIN, cotter, 1/16" x 5/8"		1
Q 397		WASHER, flat, 11/32" I.D. x 3/4" O.D. x 16 ga.		1
704 526 R1	11	SPRING, hood latch, L.H.		1
704 525 R1	12	BRACKET, hood latch		2
113 956		SCREW, machine, slotted hd., 1/4" x 5/8"		2
109 084		NUT, hex., 1/4"		2
103 319		WASHER, lock, 1/4"		2
704 523 R12	13	LATCH, hood, cpte. R.H.		1
107 761		PIN, cotter, 1/16" x 5/8"		1
Q 397		WASHER, flat, 11/32" I.D. x 3/4" O.D. x 16 ga.		1
705 591 R1	14	SPRING, hood latch, R.H.		1
3041 388 R1		GASKET, fuel tank filler cap		x
1026 397 R2		TRANSFER, B-414		2



CHASSIS



Part Number	Ref. No.	Description	Serial Number	No. Req'd.
FUEL PIPES (PETROL)				
708 297 R1	1	WASHER, banjo bolt		2
708 296 R1	2	BOLT, banjo		1
3046 898 R91	3	PIPE, fuel, cpte. (tap to pump)		1
3045 327 R91 118 748	4	VALVE, needle - fuel tank CONNECTOR, flared tube		1 1



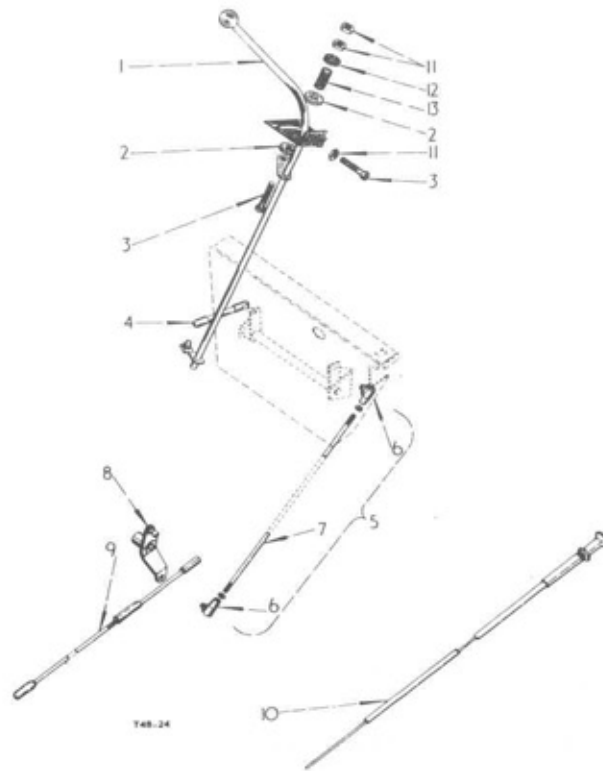
GOVERNOR CONTROLS

CHASSIS



Part Number	Ref. No.	Description	Serial Number	No. Req'd.
GOVERNOR CONTROLS				
708 432 R93	1	CONTROL, governor, cpte.		1
179 791		BOLT, hex. hd., 1/4" x 1/2"		2
103 319		WASHER, lock, 1/4"		2
103 339	2	WASHER, plain, 9/32" I.D. x 5/8" O.D. x 16 ga.		1
704 686 R1	3	SPRING, friction, governor control		1
704 681 R2	4	WASHER, friction, governor control		2
225 506	5	SCREW, machine, slotted, Fillister hd., 1/4" UNF x 1-1/2"		1
114 492		NUT, jam, hex., 1/4" UNF		1
517 194 R1	6	PIN, std. headed, 1/4" x 1-3/8" long		1
103 383		PIN, cotter, 1/8" x 1/2"		1
708 431 R91	7	ROD, control, control to cross shaft, cpte.		1
3043 081 R91	8	JOINT, ball		2
114 492	9	NUT, jam, hex., 1/4" UNF		2
103 339		WASHER		2
708 647 R1	10	ROD, control, bell crank to governor		1
708 327 R11	11	CRANK, bell, governor control rod, cpte.		1
107 761		PIN, cotter, 1/16" x 5/8"		1
103 341		WASHER, plain, 13/32" I.D. x 13/16" O.D. x 16 ga.		1
706 209 R91	12	ROD, control, cross shaft to-bell crank, cpte.		1
3043 915 R1	13	SPRING, return, fuel shut-off , control rod		1
3043 499 R1	14	KNOB, fuel shut-off control rod		1
706 216 R1	15	NUT, hex., 2EA		1
3043 911 R1	16	ROD, control, fuel shut-off		1
103 361		PIN, cotter, 1/16" x 1/2"		2
446 160		WASHER, flat, 7/32" I.D. x 7/16" O.D. x 18 ga.		2
708 647 R12		ROD, control, bell crank to governor , cpte., W/two JOINTS 3043 081 R91 , two NUTS 114 492 and ROD 708 647 R1		1
114 492		NUT, jam, hex., 1/4" UNF		2
103 319		WASHER, lock, 1/4"		2

CHASSIS

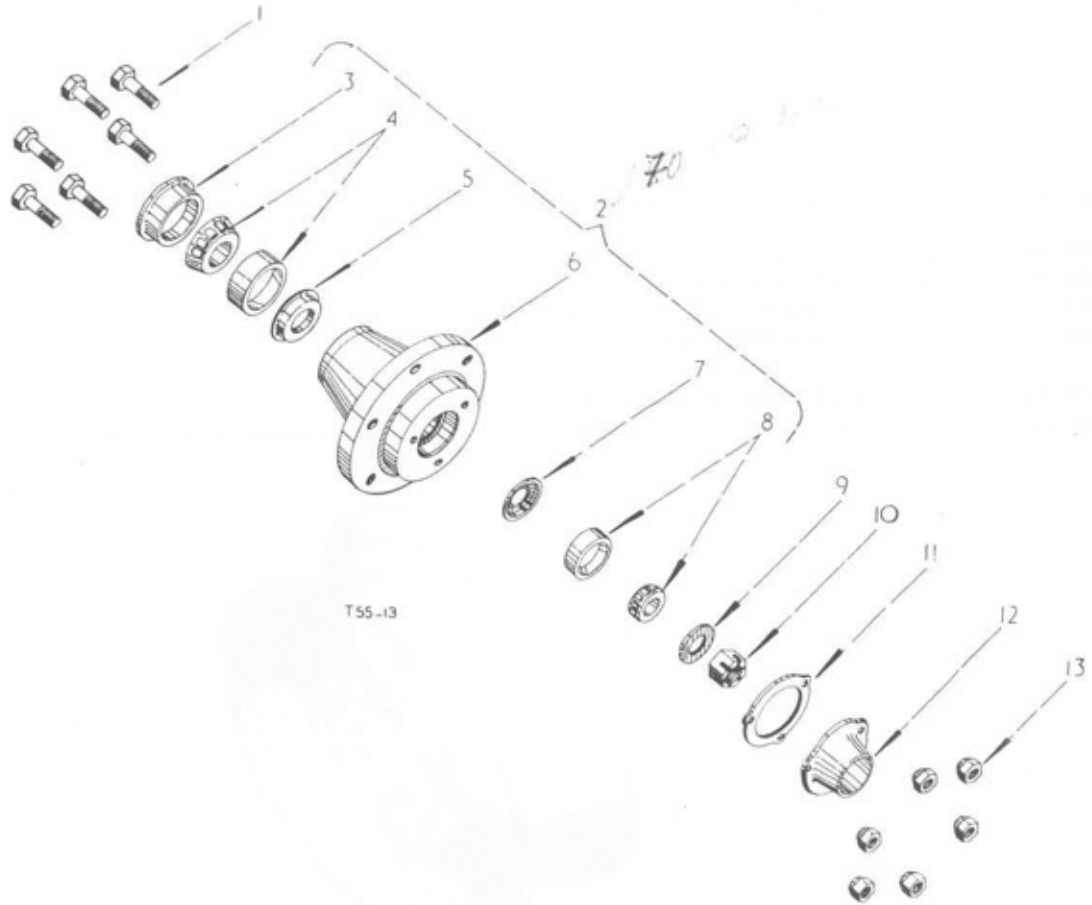


Part Number	Ref. No.	Description	Serial Number	No. Req'd.
GOVERNOR CONTROLS (PETROL)				
3045 349 R91	1	CONTROL, governor, cpte.		1
179 791		BOLT, hex. hd., 1/4" x 1/2"		2
103 339		WASHER, flat, 9/32" I.D. x 5/8" O.D. x 16 ga.		2
				0
3045 324 R1	2	WASHER, friction, governor control		2
225 506	3	SCREW, slotted, mach. fill. hd., 1/4" UNF x 1-1/2"		2
708 431 R91	4	ROD, control- control to cross shaft, cpte.		1
3045 032 R11	5	ROD, control- bellcrank to cross shaft, cpte. comprising: -		1
3043 081 R91	6	JOINT, ball		2
3045 032 R1	7	ROD, control		1
114 492		NUT, jam, hex., 1/4" UNF		2
103 319		WASHER, lock, 1/4"		2
3045 035 R11	8	CRANK, bell, hand control, cpte.		1
107 761		PIN, cotter, 1/16" x 5/8"		1
103 341		WASHER, plain, 13/32" x 13/16" x 16 ga.		1
3045 034 R91	9	ROD, control, bell crank to governor		1

CHASSIS



Part Number	Ref. No.	Description	Serial Number	No. Req'd.
GOVERNOR CONTROLS (PETROL) - Continued				
3045 038 R91	10	CABLE, choke control, cpte.		1
114 492	11	NUT, jam, hex., 1/4" UNF		3
3047 325 R1	12	WASHER, governor control		1
3047 323 R1	13	SPRING, friction , governor control		1

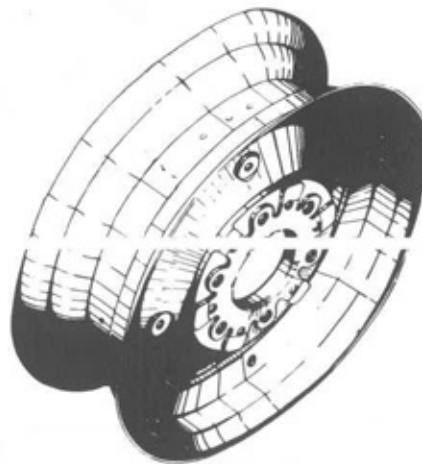


Part Number	Ref. No.	Description	Serial Number	No. Req'd.	
FRONT WHEEL HUB					
3047 573 R1	1	BOLT, front wheel hub		12	
3043 868 R11	2	HUB, front wheel, cpte. (comprising		2	
		1 BEARING	3043 871 R91	1 RETAINER	48 548 D
		1 BEARING	3043 872 R91	1 RETAINER	3043 869 R1
		1 HUB	*	1 RETAINER	3043 870 R1)

CHASSIS



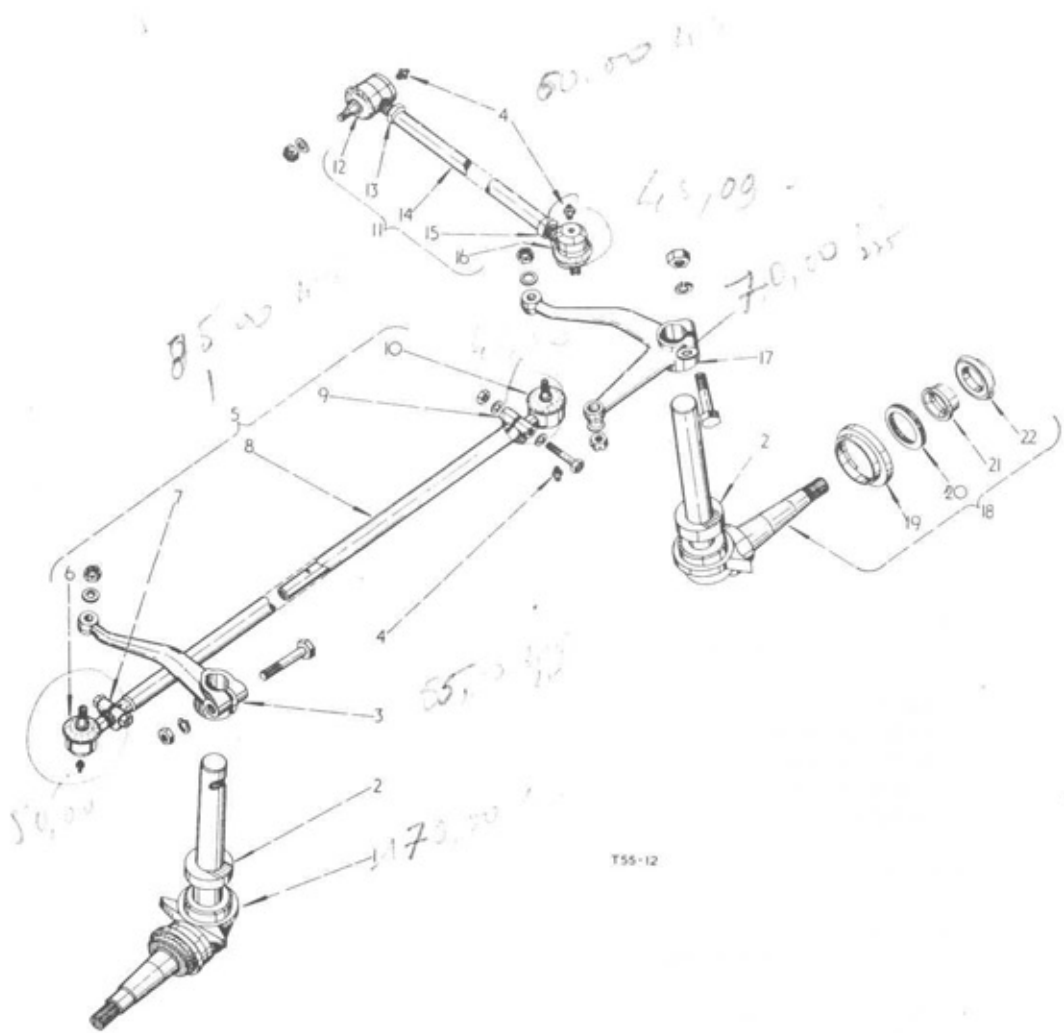
Part Number	Ref. No.	Description	Serial Number	No. Req'd.
FRONT WHEEL HUB - Continued				
48 548 D	3	RETAINER, front wheel felt washer		2
3043 871 R91	4	BEARING, inner, front wheel , cpte.		2
3043 869 R91	5	RETAINER, inner, grease, front wheel bearing		2
•	6	HUB, front wheel		2
3043 870 R1	7	RETAINER, outer, grease, front wheel bearing		2
3043 872 R91	8	BEARING, outer, front wheel, cpte.		2
700 572 R1	9	WASHER, front wheel outer bearing retainer		2
427 645	10	NUT, hex., slotted, 7/8" UNF		2
103 398		PIN, cotter, 5/32" x 1-1/2"		2
703 921 R1	11	GASKET, front wheel hub cap		2
703 922 R1	12	CAP, front wheel hub		2
704 021 R1	12	CAP, front wheel hub		2
179 816		BOLT, hex. hd., 5/16" x 3/4"		6
103 320		WASHER, lock, 5/16"		6
3047 574 R1	13	NUT, front wheel hub, bolt		12



117 244

60.00

Part Number	Ref. No.	Description	Serial Number	No. Req'd.
FRONT WHEEL				
704 675 R92		RIM and DISC , front wheel (4.50 - 16)		2
3048 866 R91		RIM and DISC , front wheel (4.50 - 16)		2



Part Number	Ref. No.	Description	Serial Number	No. Req'd.
STEERING KNUCKLES				
3043 865 R91	1	KNUCKLE, steering , cpte. R.H. (comprising 1 OIL SEAL 3042 600 R91 1 SPACER 50 270 D 1 SHIELD 48 541 D 1 WASHER 50 259 D)		1
39 862 D	2	BEARING, steering knuckle thrust		2
or 707 558 R91	2	BEARING, steering knuckle thrust		2
3040 273 R1	3	ARM, steering knuckle, R.H. BOLT, hex. hd., 5/8" x 2-3/4" NUT, hex., 5/8" WASHER, lock, 5/8"		1
271 565				1
102 639				1
103 325				1

CHASSIS



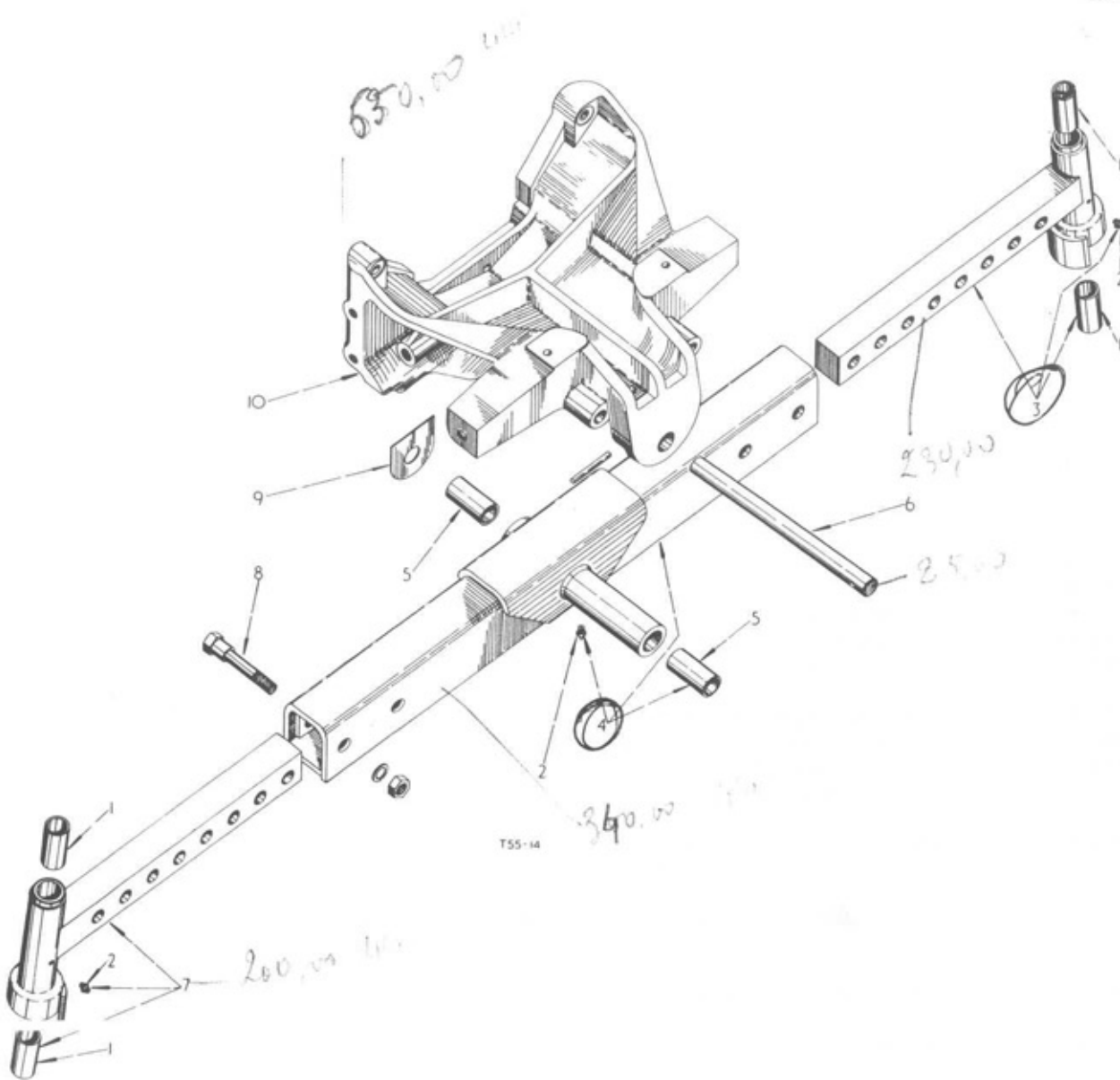
Part Number	Ref. No.	Description	Serial Number	No. Req'd.
STEERING KNUCKLES - continued				
81 300 H	4	LUBRICATOR, straight, 1/4" NF		4
708 426 R92	5	ROD, tie, cpte. (comprising		1
		1 CLIP 3041 061 R91	1 END 3040 919 R92	
		1 CLIP 3041 062 R91	1 ROD 3041 062 R1)	
		1 END 3040 920 R92		
3040 919 R92	6	END, tie rod, R.H. (comprising		1
3041 067 R1		BOOT, rubber		1
3041 066 R1		CLIP, boot		1
3046 707 R1		NUT, slotted		1
103 374		PIN, cotter, 3/32" x 1 "		1
3041 065 R1		WASHER, for boot		1
3041 061 R91	7	CLIP, assy. R.H. (comprising		1
3042 284 R1		BOLT, for socket		1
3042 282 R1		CLIP, for socket		1
3042 285 R1		NUT, for clip		1
3042 286 R1		WASHER, spring		1
3042 287 R1		WASHER		1
3041 063 R1	8	ROD, tie		1
3041 062 R92	9	CLIP, assy. L.H. (comprising		1
3042 284 R1		BOLT, for socket		1
3042 283 R1		CLIP, for socket		1
3042 285 R1		NUT, for clip		1
3042 286 R1		WASHER, spring		1
3042 287 R1		WASHER		1
3040 920 R92	10	END, tie rod, L.H. (comprising		1
3041 067 R1		BOOT, rubber		1
3041 066 R1		CLIP, boot		1
3046 707 R1		NUT, slotted		1
103 374		PIN, cotter, 3/32" x 1 "		1
3041 065 R1		WASHER, for boot		1
3043 877 R91	11	DRAGLINK, steering, cpte. (comprising		1
		1 END 3040 921 R92	1 NUT 705 247 R1	
		1 END 3040 922 R92	1 NUT 705 248 R1)	
		1 LINK 3045 313 R1		

CHASSIS



Part Number	Ref. No.	Description	Serial Number	No. Req'd.
STEERING KNUCKLES - continued				
3040 921 R92	12	END, drag link, R.H. (comprising		1
3041 067 R1		BOOT, rubber		1
3041 066 R1		CLIP, boot		1
3046 707 R1		NUT, slotted		1
3041 065 R1		WASHER, for boot		1
103 374		PIN, cotter		1
705 248 R1	13	NUT, lock, R.H.		1
3045 313 R1	14	LINK, drag		1
705 247 R1	15	NUT, lock, L.H.		1
3040 922 R92	16	END, drag link, L.H. (comprising		1
3041 067 R1		BOOT, rubber		1
3041 066 R1		CLIP, boot		1
3046 707 R1		NUT, slotted		1
3041 065 R1		WASHER, for boot		1
103 374		PIN, cotter		1
3040 272 R1	17	ARM, steering knuckle, L.H.		1
271 565		BOLT, hex. hd., 5/8" x 2-3/4"		1
102 639		NUT, hex., 5/8"		1
103 325		WASHER, lock, 5/8"		1
3043 864 R91	18	KNUCKLE, steering, cpte. L.H. (comprising		1
		1 OIL SEAL 3042 600 R91	1 SPACER 50 270 D	
		1 SHIELD 48 541 D	1 WASHER 50 259 D	
48 541 D	19	SHIELD, dust, front wheel		2
50 259 D	20	WASHER, felt, front wheel		2
50 270 D	21	SPACER, bearing, front wheel		2
3042 600 R91	22	OIL SEAL, front wheel		2
or 48 539 D	22	OIL SEAL, front wheel		2
or 704 083 R91	22	OIL SEAL, front wheel		2
111 745		KEY, steering knuckle arm		2

CHASSIS



Part Number	Ref. No.	Description	Serial Number	No. Req'd.
FRONT AXLE				
40 090 D	1	BUSH, steering knuckle pivot		4
109 461	2	LUBRICATOR, straight, 1/8" NPT		3
or 138 322 H	2	LUBRICATOR, straight, 1/8" NPT		3
3043 858 R91	3	EXTENSION, front axle, cpte. L.H. W/two BUSHES 40 090 D and LUBRICATOR 109 461		1
3043 850 R91	4	AXLE, front, cpte. W/two BUSHES 3043 856 R1 and LUBRICATOR 109 461		1

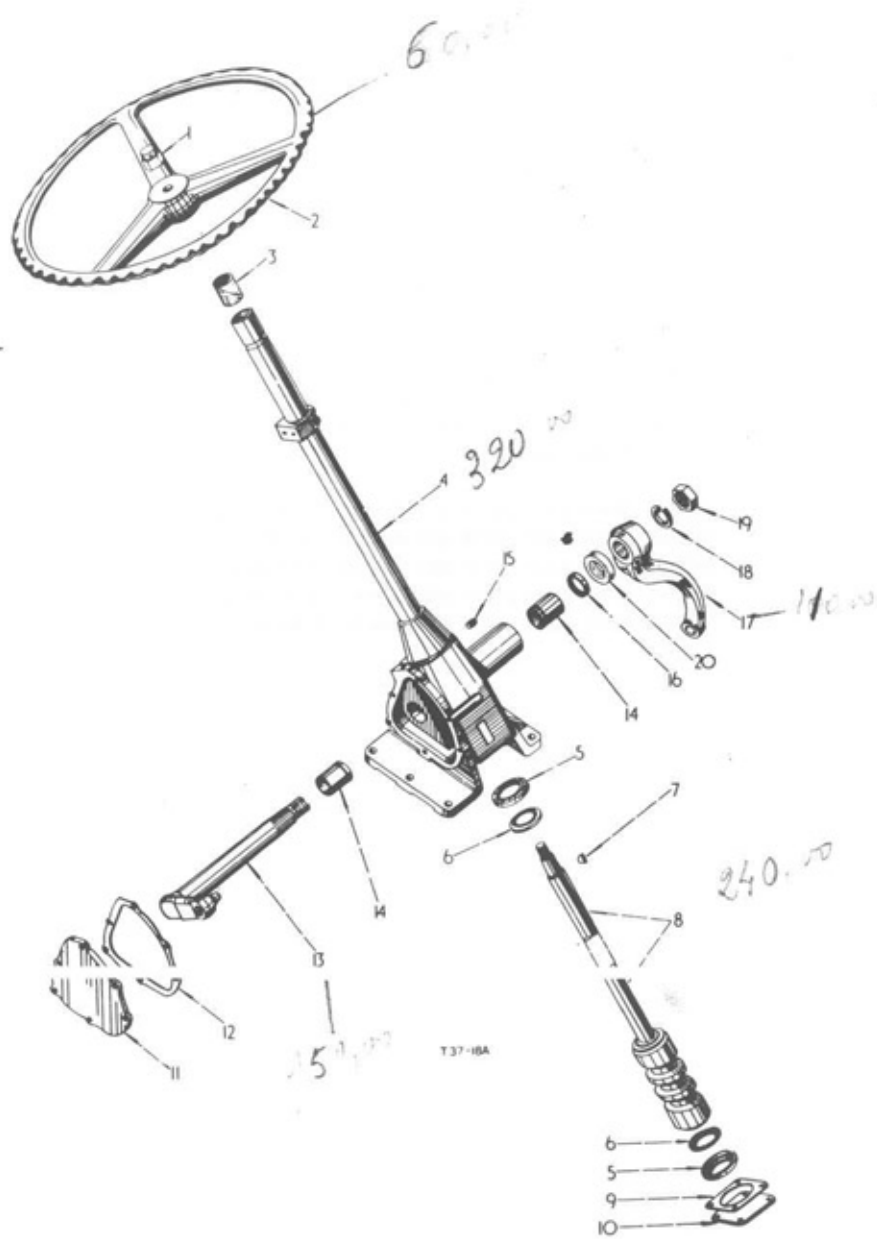
CHASSIS



Part Number	Ref. No.	Description	Serial Number	No. Req'd.
FRONT AXLE - Continued				
3043 856 R1	5	BUSH, front axle, pivot pin		2
3043 857 R1	6	PIN, pivot, front axle		1
443 059		PIN, groove, type 3, 3/8" x 2-3/4"		1
3043 859 R91	7	EXTENSION, front axle, cpte. R.H. W/two BUSHES 40 090 D and LUBRICATOR 109 461		1
3043 863 R1	8	BOLT, front axle extension		4
218 197		NUT, hex., 3/4" UNF		4
103 326		WASHER, lock, 3/4"		4
706 151 R2	9	SHIM, front axle pivot pin sleeve (.0625)		1
3043 873 R1	10	SUPPORT, front axle		1
3043 874 R1		BOLT, hex. hd., 5/8" x 2-3/4"		1
3043 875 R1		BOLT, hex. hd., 5/8" x 3"		2
3043 876 R1		BOLT, hex. hd., 5/8" x 3-3/4"		1
103 325		WASHER, lock, 5/8"		4
706 155 R1		SHIM, front axle pivot pin sleeve (47 swg)		x
3044 674 R1		SHIM, front axle pivot pin sleeve (.028)		x
706 152 R1		SHIM, front axle pivot pin sleeve (33 swg)		x
706 153 R1		SHIM, front axle pivot pin sleeve (40 swg)		x
706 154 R1		SHIM, front axle pivot pin sleeve (44 swg)		x



Boiler direction
In means of 114, 275, 250



STEERING MECHANISM

CHASSIS



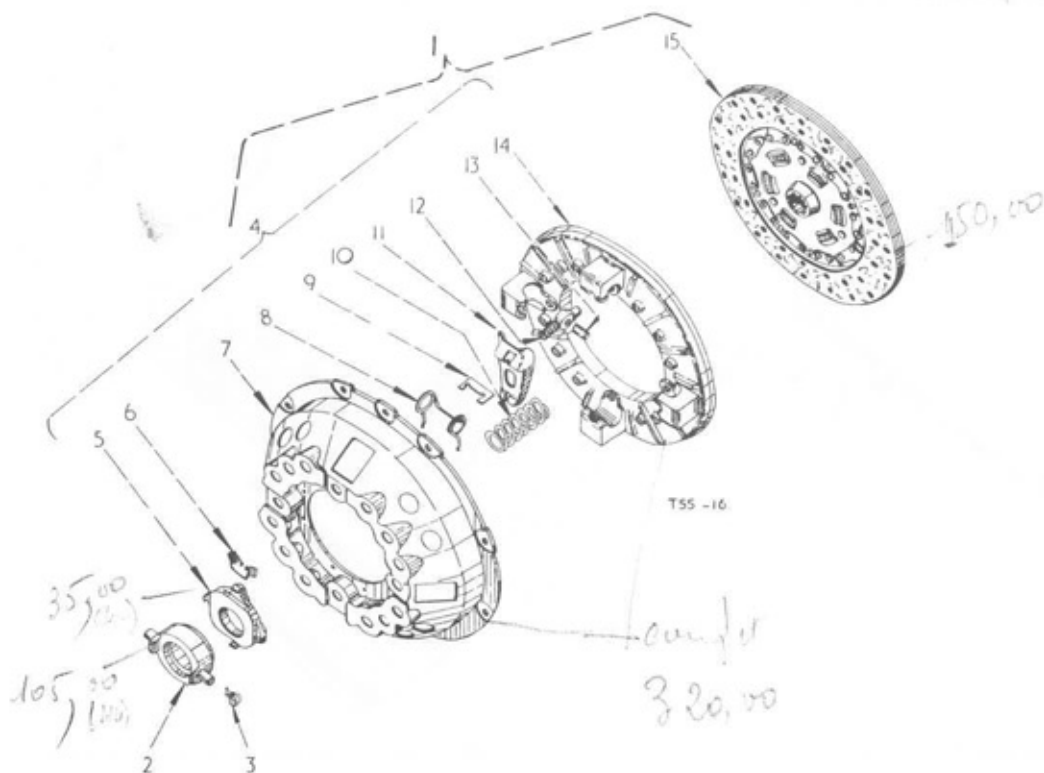
Part Number	Ref. No.	Description	Serial Number	No. Req'd.
STEERING MECHANISM				
751 454 R1	1	NUT, steering wheel		1
708 424 R91	2	WHEEL, steering		1
708 613 R1	3	BUSH, felt		1
708 600 R91	4	BOX, steering and outer tube cpte., W/two BUSH 708 601 R1, PLUG 708 603 R1 and OIL SEAL 708 602 R91		1
708 612 R1	5	CUP, ball		2
708 611 R91	6	CAGE, ball assy.		2
106 751	7	KEY, Woodruff No. 9		1
708 604 R91	8	SHAFT, cam and steering, cpte.		1
708 618 R1	9	SHIM, .0024"		x
708 619 R1	9	SHIM, .005"		x
708 623 R1	9	SHIM, .010"		x
708 617 R1	10	COVER, end		1
708 625 R1		BOLT, 5/16" UNF		4
103 320		WASHER, lock, 5/16"		4
708 606 R1	11	COVER, side		1
708 625 R1		BOLT, 5/16" UNF		6
103 320		WASHER, lock, 5/16"		6
708 607 R1	12	SHIM, .0024"		x
708 608 R1	12	SHIM, .005"		x
708 609 R1	12	SHIM, .010"		x
708 605 R91	13	SHAFT, rocker, cpte.		1
708 601 R1	14	BUSH		2
708 603 R1	15	PLUG, oil		1
708 602 R91	16	OIL SEAL		1
708 627 R3	17	ARM, drop		1
121 326	18	WASHER, lock, 1"		1
708 615 R1	19	NUT, lock, 1" UNF		1
3044 452 R1	20	SEAL, rubber		1

CHASSIS



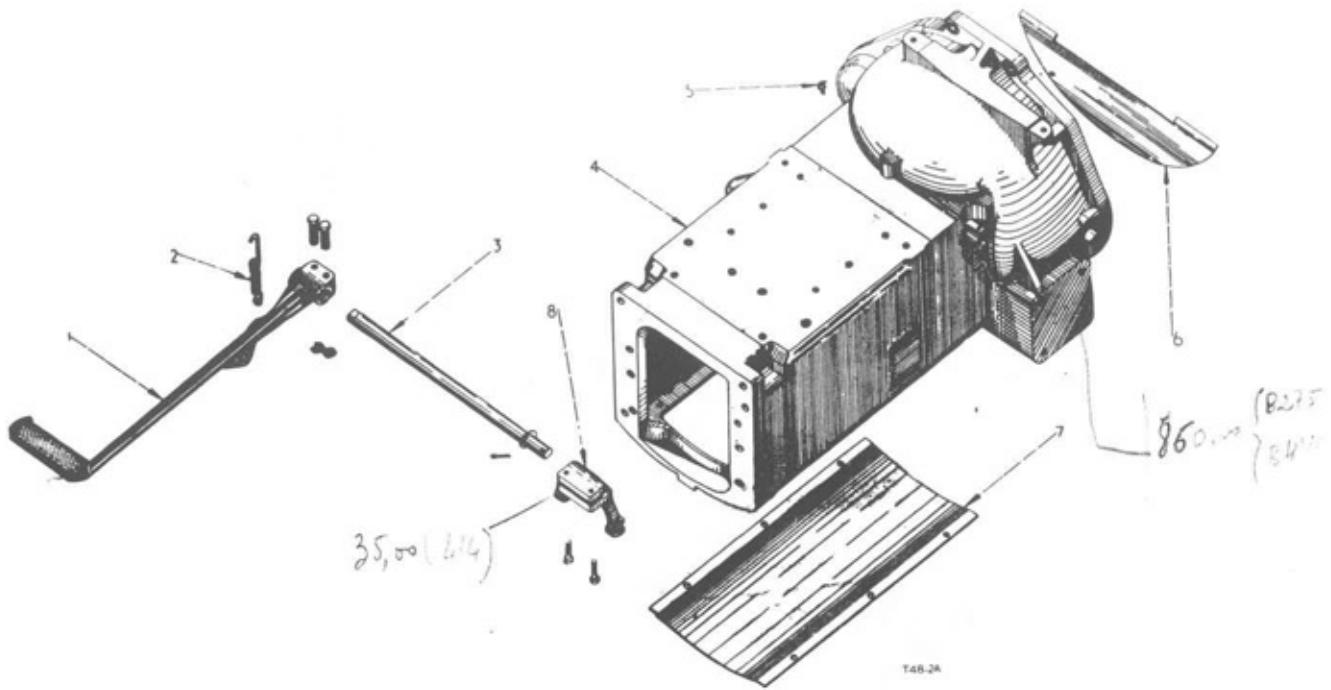
Part Number	Ref. No.	Description	Serial Number	No. Req'd.
STEERING MECHANISM - continued				
708 423 R92		GEAR, steering, cpte. (comprising		1
		1 ARM 708 627 R3 1 SEAL 3044 452 R1		
		10 BOLT 708 625 R1 1 SHAFT 708 604 R91		
		1 BOX 708 600 R91 1 SHAFT 708 605 R91		
		1 BUSH 708 613 R1 x SHIM 708 607 R1		
		2 CAGE 708 611 R91 x SHIM 708 608 R1		
		1 COVER 708 608 R1 x SHIM 708 609 R1		
		1 COVER 708 617 R1 x SHIM 708 618 R1		
		2 CUP 708 612 R1 x SHIM 708 619 R1		
		1 JOINT 708 610 R1 x SHIM 708 623 R1		
		1 JOINT 708 624 R1 1 WASHER 121 326		
		1 KEY 106 751 10 WASHER 103 320)		
		1 NUT 708 615 R1		
179 860		BOLT, hex. hd., 7/16" x 1-1/4"		3
271 500		NUT, hex., 7/16"		1
141 284		PIN, dowel, 1/2" x 1-1/8"		2
709 473 R1		STUD, 7/16" x 1-11/16"		1
115 550		WASHER, lock, internal tooth, 7/16"		4
708 610 R1		JOINT, (used with side cover)		1
708 624 R1		JOINT, (used with end cover)		1

CHASSIS



Part Number	Ref. No.	Description	Serial Number	No. Req'd.
CLUTCH, 11 INCH				
3044 012 R91	1	CLUTCH, 11", cpte., (comprising 1 BEARING 705 542 R91 X PLATE 3048 530 R91 1 COVER 3048 528 R91 2 RETAINER 705 543 R1) 1 PLATE 3048 529 R91		1
179 839		BOLT, hex. hd., 3/8" x 1"		8
103 321		WASHER, lock, 3/8"		8
705 542 R91	2	BEARING, and cup assy.		1
705 543 R1	3	RETAINER, spring		2
3048 528 R91	4	COVER, clutch assy. comprising:-		1
3048 532 R1	5	PLATE, release lever		1
705 530 R1	6	RETAINER, release lever plate		4
3048 534 R1	7	COVER		1
3048 531 R1	8	SPRING, anti-rattle		4
705 535 R1	9	STRUT		4
3040 414 R1	10	SPRING, thrust		12
705 536 R1	11	LEVER, release		4
3048 533 R1	12	EYE BOLT		4
705 532 R1		NUT, eyebolt		4
705 534 R1	13	PIN, release lever		4
3048 535 R1	14	PLATE, pressure		1
3048 529 R91	15	PLATE, driven, assy. (1-1/8" spline)		1
3048 530 R91		PACKAGE, service, driven plate facing		X

CHASSIS



Part Number	Ref. No.	Description	Serial Number	No. Req'd.
CLUTCH HOUSING AND CONNECTIONS				
751 050 R2	1	PEDAL, clutch		1
751 399 R1		BOLT, clutch pedal		1
181 379		BOLT, hex. hd., 3/8" UNF x 2"		2
114 502		NUT, jam, 5/16"		1
751 872 R1		NUT, hex., 3/8" UNF		2
103 321		WASHER, lock, 3/8"		2
49 405 H		WASHER, spacing, clutch pedal		2
705 252 R3	2	SPRING, clutch pedal return		1
751 048 R2	3	SHAFT, clutch release		1
108 635		PIN, cotter, 1/8" x 1-1/8"		1
49 405 H		WASHER, plain, 27/32" x 1-1/4" x 16 ga.		1
3044 011 R11	4	HOUSING, clutch cpte. W/two LUBRICATORS 109 462		1
705 566 R1		BOLT, hex. hd., 1/2" x 1-7/8"		7
705 565 R1		BOLT, hex. hd., 1/2" x 1-1/2"		8
141 284		PIN, dowel, 1/2" x 1-1/8"		2
103 323		WASHER, lock, 1/2"		15
109 462	5	LUBRICATOR, angle, 1/8" P.T. - 90°		2
109 354	5	LUBRICATOR, angle, 1/8" P.T. - 90°		2
703 957 R1	6	COVER, dust, clutch housing		1
179 791		BOLT, hex. hd., 1/4" x 1/2"		2
103 319		WASHER, lock, 1/4"		2
708 652 R1	7	COVER, hand hole, clutch housing		1
179 836		BOLT, hex. hd., 3/8" x 11/16"		6
103 321		WASHER, lock, 3/8"		6

CHASSIS

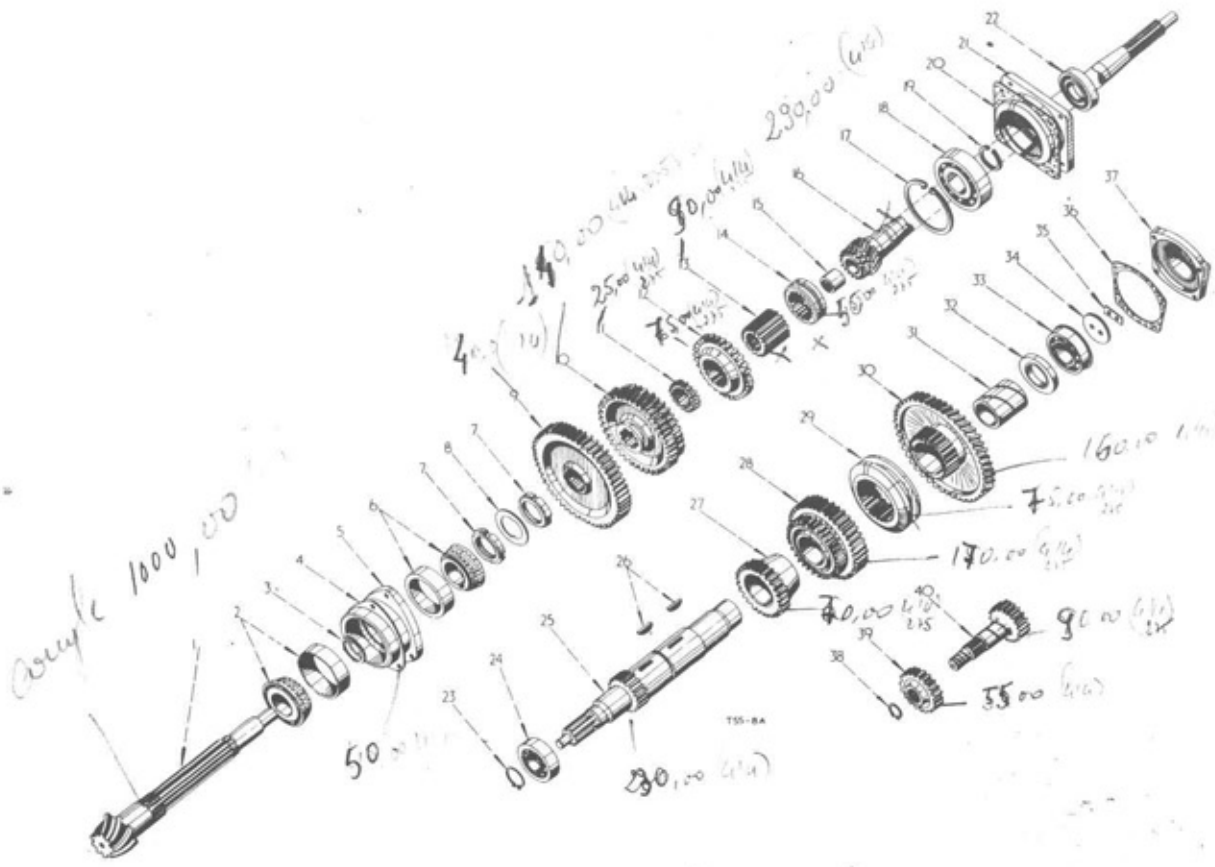


Part Number	Ref. No.	Description	Serial Number	No. Req'd.
-------------	----------	-------------	---------------	------------

CLUTCH HOUSING and CONNECTIONS - Continued

751 049 R1	8	FORK, clutch release		1
706 732 R1		BOLT, clutch release fork		2
103 320		WASHER, lock, 5/16"		2
104 940		PLUG, cork, No. 4 (clutch housing)		4
443 090		STUD, drive, No. 6 x 3/8" long, grooved (used with tractor serial number plate)		4

CHASSIS



Part Number	Ref. No.	Description	Serial Number	No. Req'd.
TRANSMISSION GEARS AND SHAFTS				
	1	SHAFT, transmission spline (order 3044 544 R91)		1
3044 034 R91	2	BEARING, roller taper , transmission spline shaft, rear (TIMKEN)		1
3044 037 R1	3	SPACER, transmission spline shaft taper roller bearing		1
3044 038 R1		SHIM, trans: spline shaft taper roller bearing (.002)		X
3044 040 R1		SHIM, trans: spline shaft taper roller bearing (.004)		X
3044 039 R1		SHIM, trans: spline shaft taper roller bearing (.010)		X
704 008 R1	4	SHIM, Transmission spline shaft taper roller bearing cage (heavy)		X
704 009 R1	4	SHIM, transmission spline shaft taper roller bearing cage (medium)		X
704 010 R1	4	SHIM, transmission spline shaft taper roller bearing cage (light)		X
3044 041 R1	5	CAGE, transmission spline shaft taper roller bearing		1
186 334		BOLT, hex. hd., 1/2" UNF x 2-5/8"		3
103 028		NUT, hex., 1/2" UNF		3
115 551		WASHER, lock, internal tooth, 1/2"		3
3044 033 R91	6	BEARING, roller , taper, transmission spline shaft, front (TIMKEN)		1

CHASSIS



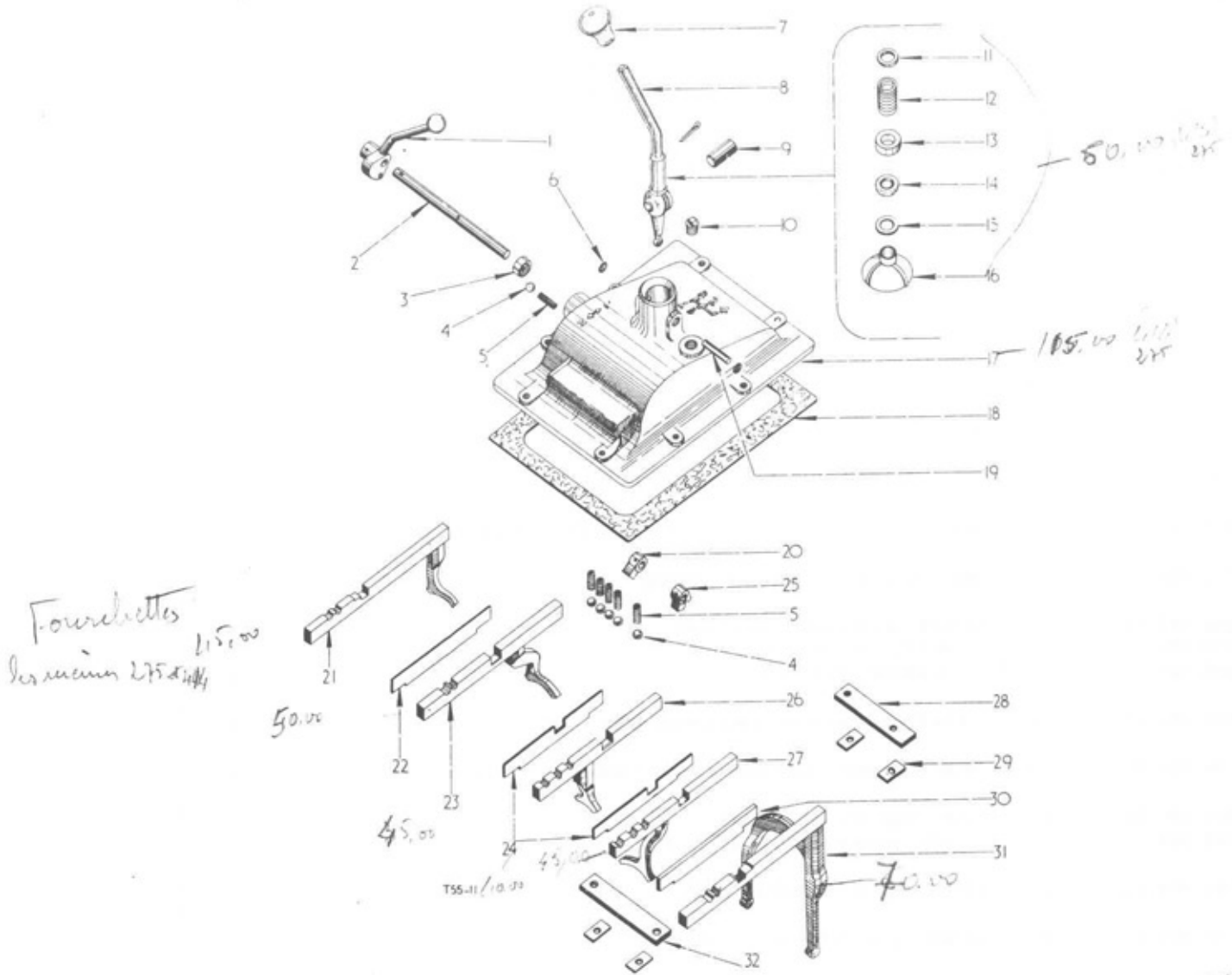
Part Number	Ref. No.	Description	Serial Number	No. Req'd.
TRANSMISSION GEARS AND SHAFTS - continued				
3044 035 R1	7	NUT, lock transmission spline shaft, taper roller bearing		2
3044 036 R1	8	WASHER, lock, transmission spline shaft taper roller bearing, lock nut		1
3043 990 R1	9	GEAR, sliding, 1st and reverse speed (52 teeth)		1
751 071 R1	10	GEAR, sliding, 2nd and 3rd speed (44 and 38 teeth)		1
751 073 R1	11	GEAR, coupling, 4th and direct speed		1
751 072 R1	12	GEAR, coupling, sliding, 4th and direct speed (31 teeth)		1
751 074 R11	13	GEAR, sliding , quill, cpte. w/two BEARING 751 075 R91		1
751 076 R1	14	COUPLING, sliding gear		1
3044 043 R91	15	BEARING, pilot, transmission spline shaft		1
or 3043 986 R91	15	BEARING, pilot, transmission spline shaft		1
3043 985 R11	16	SHAFT, transmission driving, cpte. W/BEARING 3044 043 R91		1
751 081 R1	17	CIRCLIP, transmission driving shaft bearing, retaining		1
700 523 R91	18	BEARING, transmission driving shaft (R&M)		1
or 700 521 R91	18	BEARING, transmission driving shaft (FISCHER)		1
or 49 533 H	18	BEARING, transmission driving shaft (S.K.F.)		1
or 704 768 R92	18	BEARING, transmission driving shaft (HOFFMAN)		1
751 146 R1	19	CIRCLIP, transmission driving shaft , bearing, retaining		1
704 017 R1	20	GASKET, transmission driving shaft, bearing cage		1
751 181 R1	21	CAGE, transmission driving shaft bearing		1
179 840		BOLT, hex. hd., 3/8" x 1- 1/8"		4
103 321		WASHER, lock, 3/8"		4
751 080 R91	22	OIL SEAL, transmission driving shaft		1
703 894 R1	23	CIRCLIP, transmission countershaft, rear ball, bearing retainer		1
700 524 R91	24	BEARING, ball , transmission countershaft, rear, (FISCHER)		1
or 294 714 R91	24	BEARING, ball , transmission countershaft, rear (S.K.F.)		1
or 700 526 R91	24	BEARING, ball , transmission countershaft , rear, (R&M)		1
or 704 772 R92	24	BEARING, ball , transmission countershaft , rear, (HOFFMAN)		1
3043 987 R1	25	COUNTERSHAFT, transmission, and 1st speed gear		1
124 556	26	KEY, Woodruff, No. 18		2
751 054 R1	27	GEAR, driving, 2nd speed (26 teeth)		1
751 055 R1	28	GEAR, driving, 3rd and 4th speed, (32 and 39 teeth)		1
3040 868 R1	29	COUPLING, sliding gear B-275/15215 up.		1
3043 988 R1	30	GEAR, constant mesh		1

CHASSIS



Part Number	Ref. No.	Description	Serial Number	No. Req'd.
TRANSMISSION GEARS and SHAFTS - Continued				
751 056 R1	31	BUSH, cast iron		1
751 059 R1	32	SPACER, countershaft		1
751 060 R91	33	BEARING, ball, countershaft front (R&M)		1
751 120 R2	34	WASHER, retaining, transmission, countershaft		1
179 817		BOLT, hex. hd., 5/16" x 7/8"		2
751 441 R1	35	LOCKPLATE, transmission, countershaft		1
751 061 R1	36	GASKET, countershaft, front ball bearing		1
751 062 R1	37	RETAINER, countershaft front ball bearing		1
179 840		BOLT, hex. hd., 3/8" x 1-1/8"		4
103 321		WASHER, lock, 3/8"		4
704 029 R1	38	CIRCLIP, Seegar, external type		1
319		WASHER, flat, 1-1/64" x 1-35/64" x 12 ga.		1
3043 991 R1	39	GEAR, driving, reverse idler (22 teeth)		1
751 082 R1	40	SHAFT, and GEAR, reverse idler (21 teeth)		1
3044 544 R91		PACKAGE, transmission spline shaft and drive bevel gear		X
3043 047 R91		BEARING, needle		2
or 751 075 R91		BEARING, needle		2
° Not supplied separately				

CHASSIS

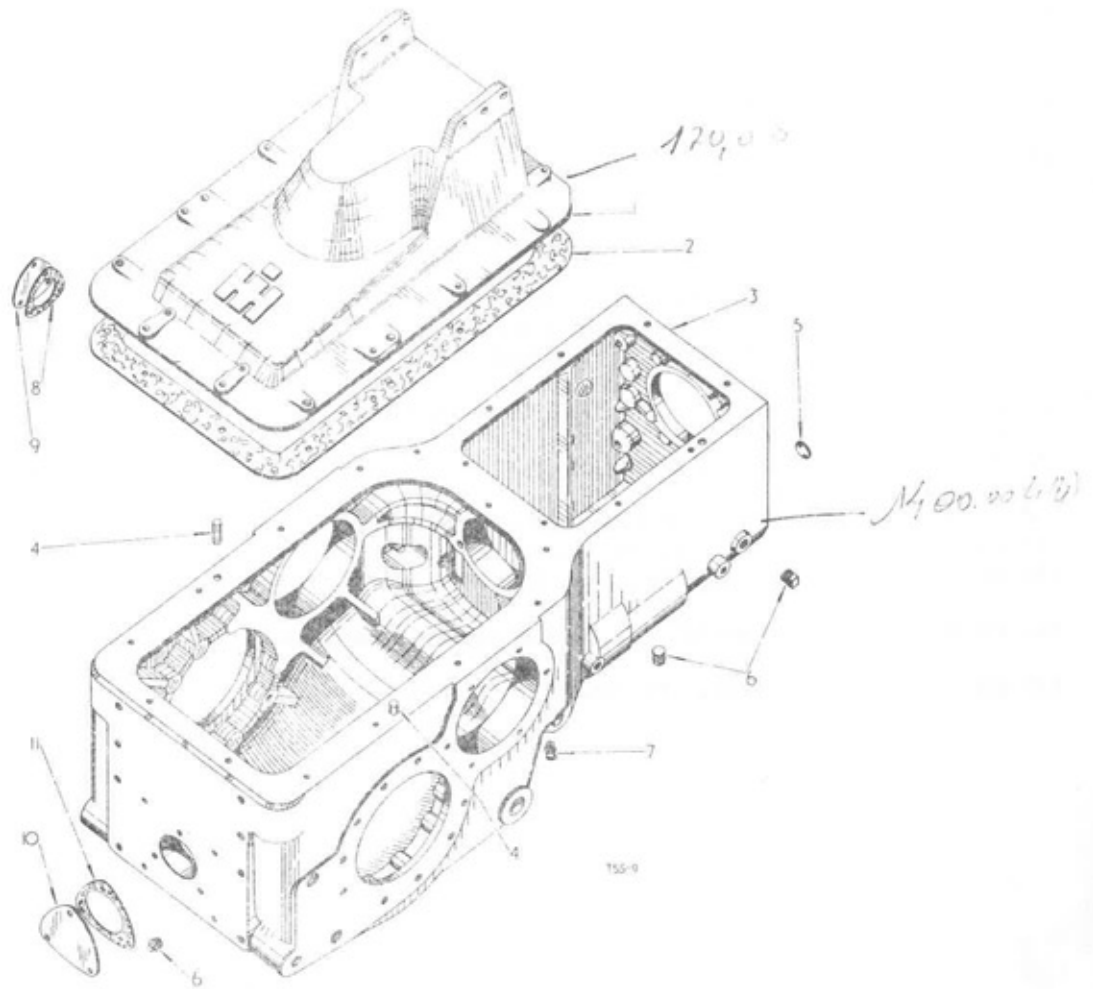


Part Number	Ref. No.	Description	Serial Number	No. Req'd.
GEAR SHIFTER MECHANISM AND TRANSMISSION CASE COVER - FRONT				
751 089 R2	1	HANDLE, shifter, high low range		1
142 521		PIN, groove, type 1, 1/4" x 1-1/4"		1
751 088 R1	2	SHEET, shifter , high low range		1
751 086 R91	3	OIL SEAL, high low range shifter shaft		1
or 751 087 R91	3	OIL SEAL, high low range shifter shaft		1
16 013 R1	4	BALL, steel, (13/32" dia. chrome, grade 2)		6
711 283 R1	5	SPRING, gear shifter poppet		6
172 529	6	PLUG, expansion, gear shifter lever swivel shaft - small		2
53 717 DA	7	BALL, gear shifter lever		1

CHASSIS



Part Number	Ref. No.	Description	Serial Number	No. Req'd.
GEAR SHIFTER MECHANISM AND TRANSMISSION CASE COVER - FRONT - continued				
704 041 R91 108 644	8	LEVER, gear shifter, cpte. PIN, cotter, 3/16" x 1-3/8"		1 1
705 650 R1	9	SHAFT, swivel gear shifter lever - large		1
103 869	10	PLUG, pipe, 3/4"		1
219 301	10	PLUG, pipe, 3/4"		1
710 953 R1	11	STOP, spring, gear shifter lever		1
29 547 D	12	SPRING, gear, shifter lever		1
34 880 D	13	RETAINER, felt washer, gear shifter lever		1
34 879 D	14	WASHER, felt, gear shifter lever		1
615 190 R1	15	WASHER, flat, 29/32" I.D. x 1-3/8" O.D. x 18 ga.		1
712 626 R1	16	SHIELD, gear shifter swivel housing		1
3044 047 R1 179 839 103 321	17	COVER, transmission case, front BOLT, hex. hd., 3/8" x 1" WASHER, lock, 3/8"		1 8 8
703 969 R1	18	GASKET, transmission case cover, front		1
34 878 D	19	SHAFT, swivel, gear shifter lever - small		1
751 090 R2 142 359	20	CAM, high low range shifter PIN, groove, type 1, 3/16" x 1"		1 1
751 094 R11	21	FORK, high speed shifter, cpte.		1
705 926 R1	22	GUIDE, gear shifter rail, L.H.		1
751 100 R11	23	FORK, 4th speed gear shifter, cpte.		1
704 038 R1	24	GUIDE, gear shifter rail - inner		2
751 851 R1 142 359	25	CAM, low speed gear shifter PIN, groove, type 1, 3/8" x 1"		1 1
751 104 R91	26	FORK, 2nd and 3rd speed gear shifter, cpte.		1
751 101 R21	27	FORK, 1st and reverse speed gear shifter, cpte.		1
751 085 R1 179 837	28	BRACKET, gear shifter fork and guide BOLT, hex. hd., 3/8" x 3/4"		1 2
59 473 D	29	LOCK, bolt, gear shifter rail guide		4
704 039 R2	30	GUIDE, gear shifter rail, R.H.		1
3040 867 R11	31	FORK, low speed shifter, cpte.		1
3044 010 R1 179 837	32	BRACKET, gear shifter fork and guide BOLT, hex. hd., 3/8" x 3/4"		1 2

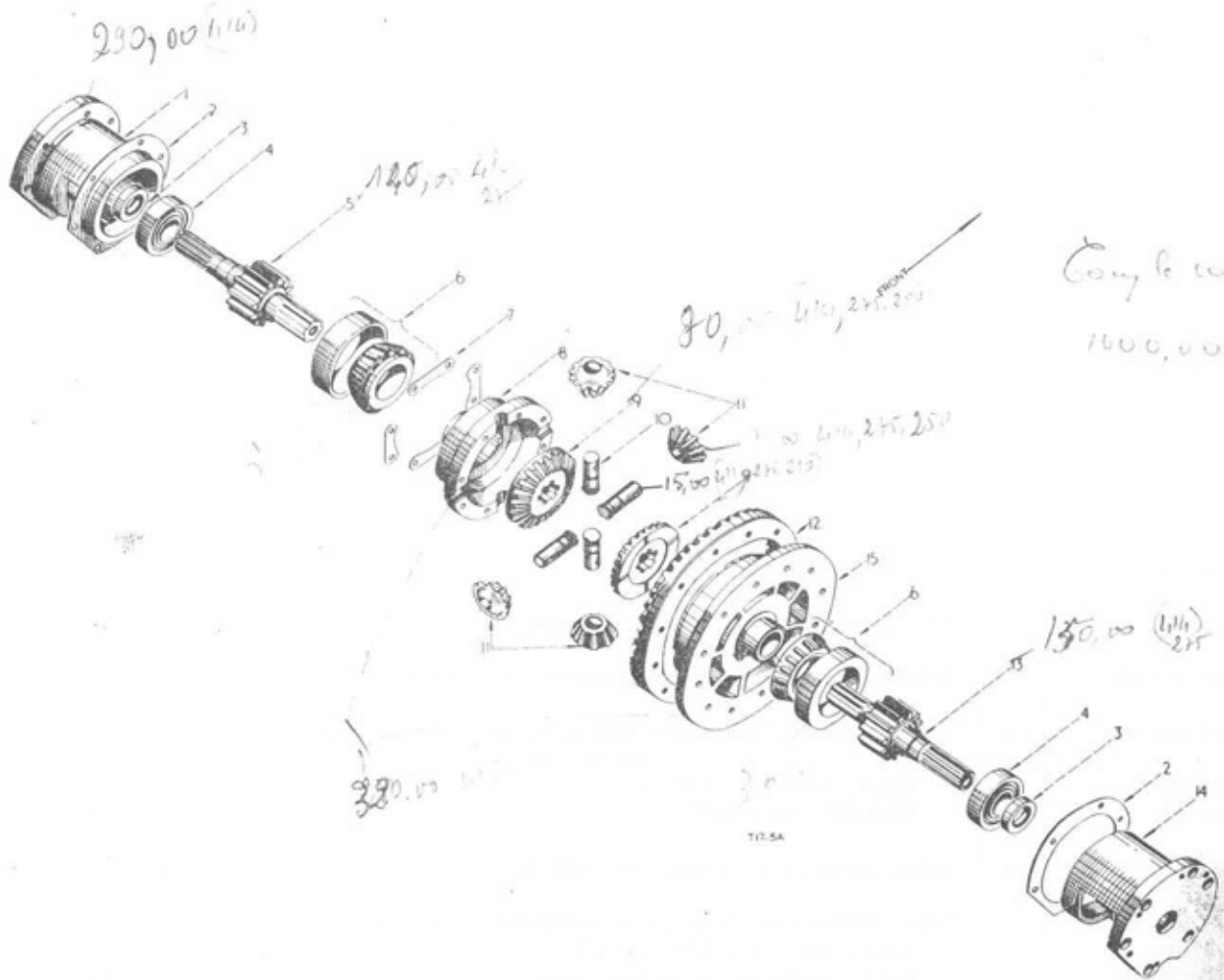


Part Number	Ref. No.	Description	Serial Number	No. Req'd.
TRANSMISSION CASE				
703 968 R21 179 840 103 321	1	COVER, transmission case rear, cpte. W/two PLUGS 112 428 BOLT, hex. hd., 3/8" x 1-1/8" WASHER, lock, 3/8"		1 12 12
703 967 R2	2	GASKET, transmission case cover, rear		1
3044 042 R11	3	CASE, transmission, cpte. comprising: -		1
		1 BUSHING 703 966 R1	2 PIN 141 284	
		1 BUSHING 711 272 R2	1 PLUG 172 575	
		2 LUBRICATOR 126 152	3 PLUG 103 868	
141 284	4	PIN, dowel, 1/2" x 1-1/8"		2

CHASSIS



Part Number	Ref. No.	Description	Serial Number	No. Req'd.
TRANSMISSION CASE - Continued				
172 575	5	PLUG, expansion, 1-9/16" dia.		1
103 868	6	PLUG, pipe, sq. hd., 1/2"		3
219 199	6	PLUG, pipe, sq. hd., 1/2"		3
126 152	7	LUBRICATOR, angle, 1/8" PT - 45 °		2
711 312 R1	8	GASKET, P.T.O. shifter shaft hole cover plate		1
711 272 R2		BUSHING, reverse gear, rear		1
703 966 R1		BUSHING, reverse, front		1
711 466 R1	9	PLATE, cover, P.T.O. shifter shaft hole		1
179 837		BOLT, hex. hd., 3/8" x 3/4"		3
103 321		WASHER, lock, 3/8"		3
703 972 R1	10	PLATE, P.T.O. shaft opening cover		1
179 816		BOLT, hex. hd., 5/16" x 3/4"		3
103 320		WASHER, lock, 5/16"		3
703 971 R1	11	GASKET, P.T.O. shaft opening cover plate		1
112 428		PLUG, cork, No. 0		2

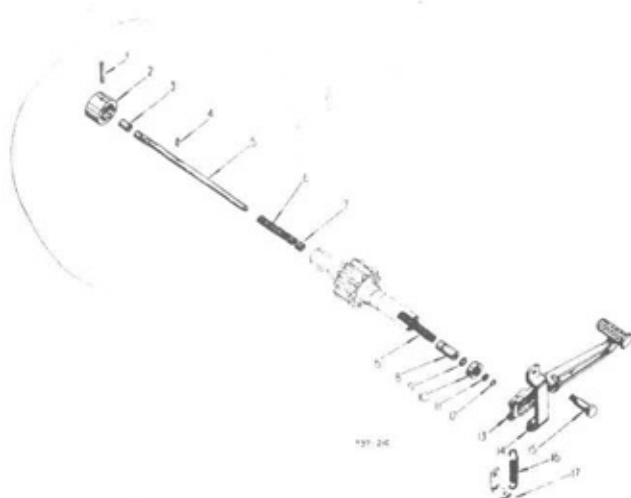


Part Number	Ref. No.	Description	Serial Number	No. Req'd.
DIFFERENTIAL				
703 905 R21	1	CAGE, bearing, bull pinion shaft L.H. cpte. W/OIL SEAL 703 907 R91		1
179 839		BOLT, hex. hd., 3/8" x 1"		6
103 321		WASHER, lock, 3/8"		6
711 184 R1	2	SHIM, bull pinion shaft bearing cage	(light)	x
711 185 R1	2	SHIM, bull pinion shaft bearing cage	(medium)	x
711 186 R1	2	SHIM, bull pinion shaft bearing cage	(heavy)	x
703 907 R91	3	OIL SEAL, bull pinion shaft		2
or 703 908 R91	3	OIL SEAL, bull pinion shaft		2
or 3043 788 R91	3	OIL SEAL, bull pinion shaft		2

CHASSIS



Part Number	Ref. No.	Description	Serial Number	No. Req'd.
DIFFERENTIAL-continued				
3049 082 R91	4	BEARING, ball, bull pinion shaft		2
751 109 R2	5	SHAFT, brake, L.H. and bull pinion (13 teeth)		1
3044 002 R91	6	BEARING, roller, differential		2
705 551 R1	7	WASHER, lock		4
•	8	CASE, differential (order 3043 998 R91)		1
704 215 R1	9	GEAR, bevel, differential (24 teeth)		2
704 707 R1	10	SHAFT, differential		4
15 350 DA	11	PINION, differential		4
704 765 R1		PIN, dowel		4
•	12	GEAR, bevel, drive, (order 3044 544 R91)		1
751 110 R2	13	SHAFT, brake, R.H. and bull pinion (13 teeth)		1
703 906 R21	14	CAGE, bearing, bull pinion shaft R.H. cpte. W/ OIL SEAL		1
		703 907 R91		6
179 839		BOLT, hex. hd., 3/8" x 1"		6
103 321		WASHER, lock, 3/8"		6
•	15	CASE, differential (order 3043 998 R91)		1
3043 998 R91		CASE, differential, cpte., (two halves Ref. Nos. 8 and 15)		1
179 843		BOLT, hex. hd., 3/8" x 1-1/2"		8
3042 127 R1		BOLT, retaining, drive bevel gear		12
114 607		WASHER, lock, external tooth, 7/16 "		12
* NOTE: Not supplied seperately.				

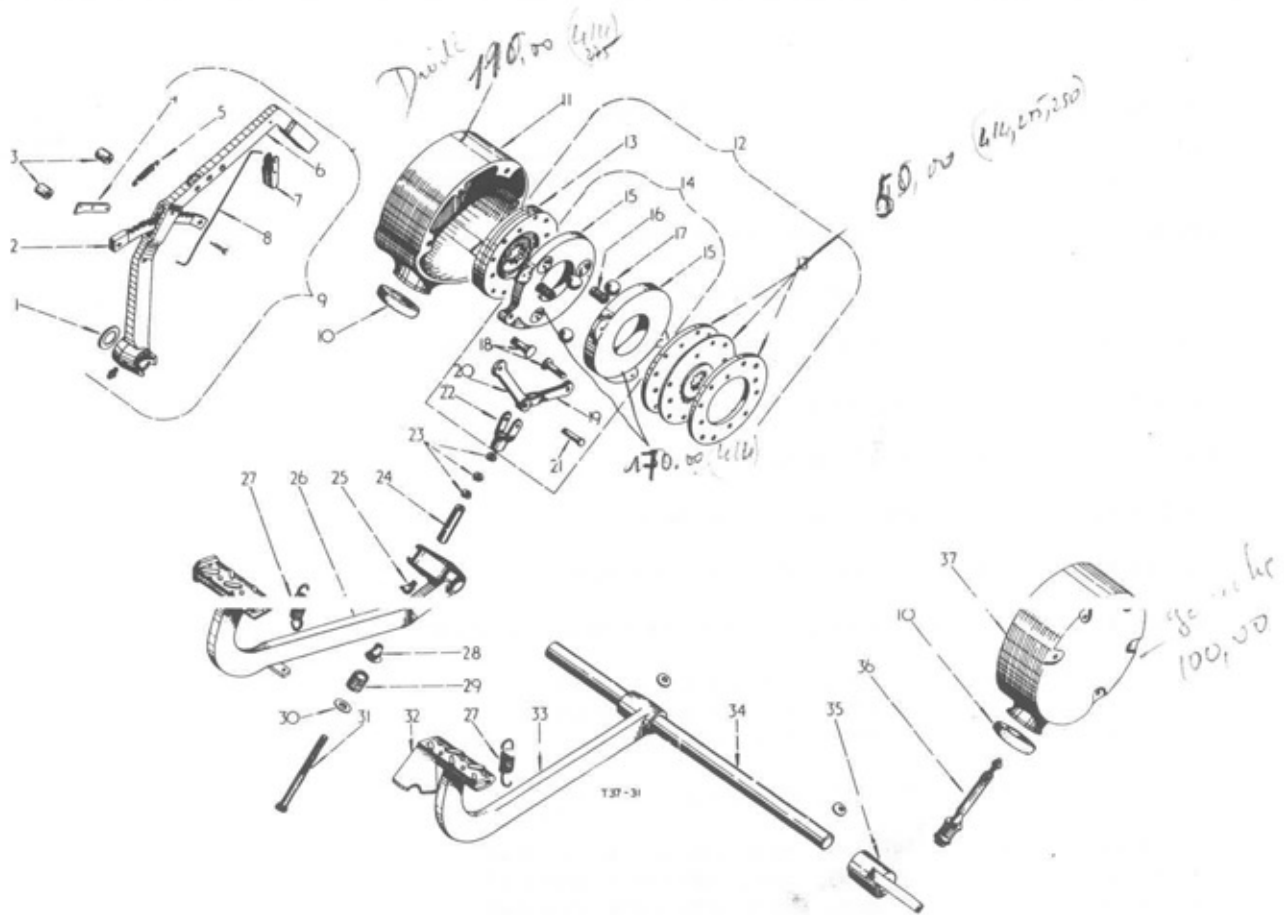


Part Number	Ref. No.	Description	Serial Number	No. Req'd.
DIFFERENTIAL LOCK				
443 050	1	PIN, groove, type 3, 5/16" x 2-1/2"		1
704 747 R1	2	CLUTCH, differential lock		1
704 750 R1	3	DISTANCE PIECE, differential lock shaft		1
141 155	4	PIN, dowel, 3/16" x 3/4"		1
708 997 R1	5	SHAFT, differential lock		1
705 233 R1	6	SPRING, differential lock		2
704 749 R1	7	COLLAR, differential lock shaft		1
708 996 R1	8	RETAINER, "O" ring, differential lock shaft		1
704 751 R1	9	"O" RING, differential lock shaft		1
or 704 752 R1		"O" RING, differential lock shaft		1
or 704 753 R1		"O" RING, differential lock shaft		1
708 998 R91	10	OIL SEAL, differential lock shaft		1
704 754 R1	11	"O" RING, outer, differential lock shaft		1
or 704 755 R1		"O" RING, outer, differential lock shaft		1
or 704 756 R1		"O" RING, outer, differential lock shaft		1
708 999 R1	12	CIRCLIP, external		1
704 744 R3	13	LEVER, differential lock		1
704 758 R1	14	PLATE, thrust, differential lock lever		1
179 859		BOLT, hex. hd., 7/16" x 1-1/8"		2
W 6 652		WASHER, plain, 15/32" I.D. x 1" O.D. x 16 ga.		4
103 322		WASHER, lock, 7/16 "		2

CHASSIS



Part Number	Ref. No.	Description	Serial Number	No. Req'd.
DIFFERENTIAL LOCK - Continued				
704 757 R1	15	BOLT, pivot, differential lock		1
615 167 R1		WASHER, plain, 25/32" I.D. x 1-3/16" O.D. x 16 ga.		2
704 759 R2	16	SPRING, return, differential lock lever		1
707 299 R2	17	PLATE, anchor, differential lock lever return spring		1
109 461		LUBRICATOR, straight, 1/8" PT (differential lock lever)		1



DISC BRAKES

CHASSIS



Part Number	Ref. No.	Description	Serial Number	No. Req'd.
DISC BRAKES				
65 012 H 119 195	1	WASHER, plain, 1-9/64" I.D. x 1-3/4" O.D. x 16 ga. PIN, cotter, 3/16" x 1-5/8"		1 1
709 500 R2	2	QUADRANT, hand brake lever		1
703 952 R2 179 842 102 635 103 321	3	SPACER, hand brake lever quadrant BOLT, hex. hd., 3/8" x 1-3/8" NUT, hex., 3/8" WASHER, lock, 3/8"		2 2 2 2
Q 1 505		WASHER, plain, 13/32" I.D. x 1" O.D. x 16 ga.		2
709 497 R1 709 499 R1 137 130	4	PAWL, hand brake PIN, hand brake pawl pivot PIN, cotter, 1/16" dia. x 7/16"		1 1 1
709 498 R1	5	SPRING, pawl return		1
709 492 R91 109 461 103 487	6	LEVER, hand brake, cpte. W/three RIVETS 103 487 LUBRICATOR, straight, 1/8" PT RIVET, small, solid, button hd., 5/16" dia. x 13/16"		1 1 3
709 495 R1 443 146	7	LEVER, hand brake, release PIN, groove, 3/16" x 3/4" long		1 1
709 496 R1 137 124 446 120	8	ROD, hand brake pawl PIN, cotter, 1/16" x 5/16" WASHER, plain, 5/32" I.D. x 5/16" O.D. x .035"		1 2 2
709 491 R91	9	LEVER, hand brake, assy. (comprising 1 LEVER 709 492 R91 2 PIN 137 124 1 LEVER 709 495 R1 1 PIN 137 130 1 LUBRICATOR 109 461 1 ROD 709 496 R1 1 PAWL 709 497 R1 1 SPRING 709 498 R1 1 PIN 443 146 2 WASHER 446 120) 1 PIN 709 499 R1		1
705 965 R1	10	BOOT, protection, brake housing		2
708 995 R1 186 282 186 283 103 321 103 341	11	HOUSING, brake, R.H. BOLT, hex. hd., 3/8" x 3-1/4" BOLT, hex. hd., 3/8" x 3-1/2" WASHER, lock, 3/8" WASHER, plain, 13/32" I.D. x 13/16" O.D. x .065"		1 4 1 5 x
706 041 R94	12	BRAKE, double disc, cpte., W/DISC 704 426 R51 and two LININGS 704 422 R92 and x PACKAGE 751 761 R91		2
704 422 R92	13	LINING, disc brake, cpte.		4

CHASSIS



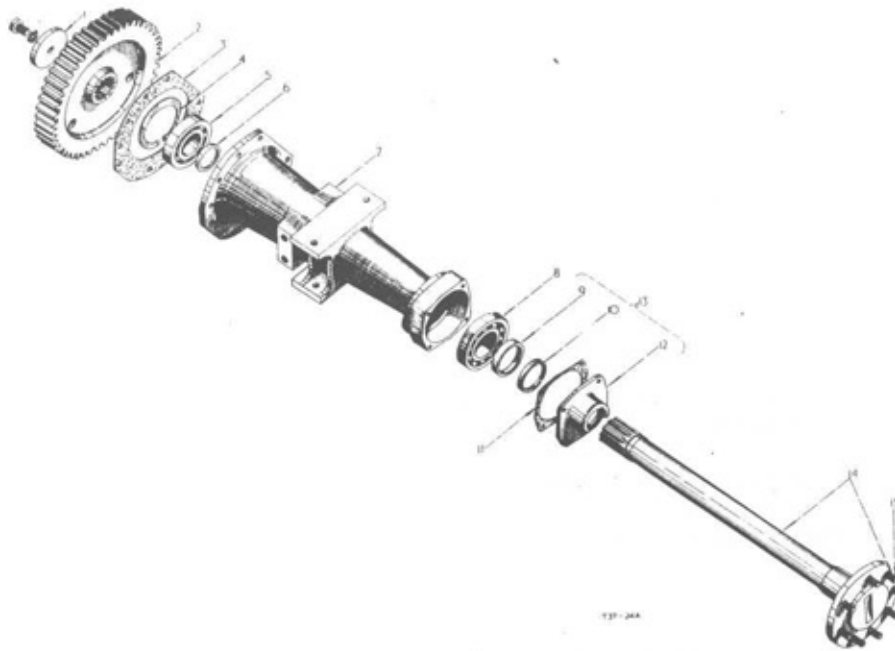
Part Number	Ref. No.	Description	Serial Number	No. Req'd.
DISC BRAKES - continued				
704 426 R51	14	DISC, actuating, cpte. (comprising 3 BALL 706 039 R2 1 PIN 16 618 R1 * 2 DISC 1 PIN 107 762 1 LINK 704 427 R2 2 SPRING 706 037 R1 1 LINK 704 428 R21 2 STUD 706 038 R1 2 NUT 118 624 1 YOKE 705 972 R1)		2
	15	DISC, actuating (order 704 426 R51)		4
706 037 R1	16	SPRING, extension		4
706 039 R2	17	BALL, steel, actuating disc		6
706 038 R1	18	STUD		4
118 624		NUT, jam, hex., light		4
704 428 R21	19	LINK, actuating brake, female, cpte.		2
704 427 R2	20	LINK, actuating brake, male		2
16 618 R1	21	PIN, brake operating rod yoke		2
107 762		PIN, cotter, 3/32" x 5/8"		2
705 972 R1	22	YOKE, brake operating rod		2
272 125	23	NUT, jam, hex., 7/16" - 20 UNF		6
705 231 R2	24	SPACER, brake operating rod		2
109 461	25	LUBRICATOR		1
703 938 R13	26	PEDAL, brake, R.H., cpte.		1
x 3043 221 R1	26	PEDAL, brake, R.H., cpte.		1
703 943 R3	27	SPRING, brake pedal return		1
705 978 R1	28	BALL, brake operating rod		2
705 977 R1	29	SPRING, brake operating rod		2
707 351 R1	30	WASHER, flat, 15/32" I.D. x 1-1/8" O.D. x 11 ga.		2
703 932 R3	31	ROD, brake operating		2
43 751 DB	32	PLATE, lock, brake pedal		1
443 036		PIN, groove, type 3, 1/4" x 3/4"		1
51 293 D		SPRING, tension, brake pedal lock plate		1
703 935 R13	33	PEDAL, disc brake, L.H., cpte. w/PLATE 43 751 DB, PIN 443 036 and SPRING 51 293 D		1
or 3043 220 R11	33	PEDAL, disc brake, L.H., cpte. w/PEDAL 3043 220 R1, PLATE 43 751 DB, PIN 443 036 and SPRING 51 293 D		1
179 847		BOLT, hex. hd., 3/8" x 2"		1
704 664 R1		KEY, brake lever		1
102 635		NUT, hex., 3/8"		1
103 321		WASHER, lock, 3/8"		1

CHASSIS



Part Number	Ref. No.	Description	Serial Number	No. Req'd.
DISC BRAKES - continued				
703 934 R1	34	SHAFT, brake pedal		1
703 942 R3	35	LEVER, disc brake, L.H.		1
179 847		BOLT, hex, hd., 3/8" x 2"		1
704 664 R1		KEY, brake lever		1
102 635		NUT, hex., 3/8"		1
103 321		WASHER, lock, 3/8"		1
703 932 R31	36	ROD, brake operating, cpte. (comprising		1
		1 BALL 705 978 R1 1 SPACER 705 231 R2		
		3 NUT 272 125 1 SPRING 705 977 R1		
		1 ROD 703 932 R3 1 WASHER 707 351 R1)		
704 429 R2	37	HOUSING, brake, L.H.		1
186 282		BOLT, hex. hd., 3/8" x 3-1/4"		5
103 321		WASHER, lock, 3/8"		5
751 761 R91		PACKAGE, service , brake lining		x
3043 220 R1		PEDAL, brake, L.H.		1
* NOTE : Not supplied separately				

CHASSIS



Part Number	Ref. No.	Description	Serial Number	No. Req'd.
REAR AXLE				
709 252 R1	1	WASHER, retaining, ball gear		2
271 632		BOLT, hex. hd., 3/4" UNF x 1-3/4"		2
103 326		WASHER, lock, 3/4"		2
3044 031 R1	2	GEAR, bull, (48 teeth)		2
703 913 R3	3	GASKET, rear axle carrier		2
3043 996 R1	4	CIRCLIP, bore, 130 mm.		2
49 530 H	5	BEARING, ball, rear axle, inner		2
or 708 232 R91	5	BEARING, ball, rear axle, inner		2
or 701 050 R91	5	BEARING, ball, rear axle, inner		2
or 704 102 R91	5	BEARING, ball, rear axle, inner		2
3043 995 R1	6	COLLAR, rear axle		2
3043 994 R1	7	CARRIER, rear axle, R.H. (illustrated)		1
3043 993 R1		CARRIER, rear axle, L.H.		1
179 884		BOLT, hex. hd., 1/2" x 1-3/8"		20
103 323		WASHER, lock, 1/2"		20

CHASSIS



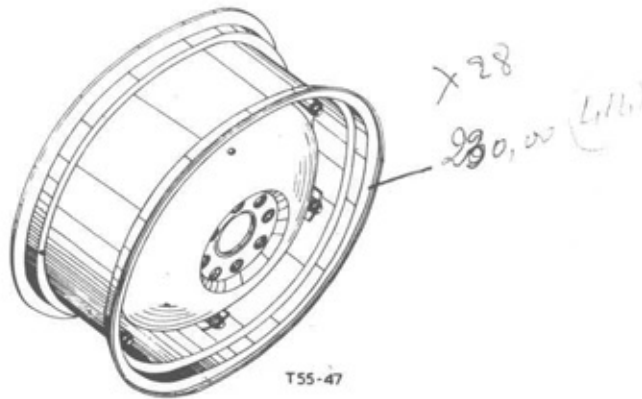
Part Number	Ref. No.	Description	Serial Number	No. Req'd.
-------------	----------	-------------	---------------	------------

REAR AXLE - Continued

	8	BEARING, ball, rear axle, outer		2
or	8	BEARING, ball, rear axle, outer		2
or	8	BEARING, ball, rear axle, outer		2
or	8	BEARING, ball, rear axle, outer		2
	9	OIL SEAL, rear axle		2
	10	WASHER, felt, rear axle		2
	11	GASKET, rear axle bearing retainer		2
	12	RETAINER, rear axle bearing (order 751 398 R11)		2
	13	RETAINER, rear axle bearing, cpte., W/OIL SEAL 703 917 R92 and WASHER 703 915 R1		2
or	13	RETAINER, rear axle bearing, cpte., W/ OIL SEAL 703 917 R92 and WASHER 703 915 R1		2
		BOLT, hex. hd., 3/8" x 7/8"		8
		WASHER, lock, 3/8"		8
	14	AXLE, rear, cpte., W/ eight BOLTS 3047 576 R1 NUT, rear wheel		2 16
	15	BOLT, rear wheel hub		16
		SHIM, bull gear		x

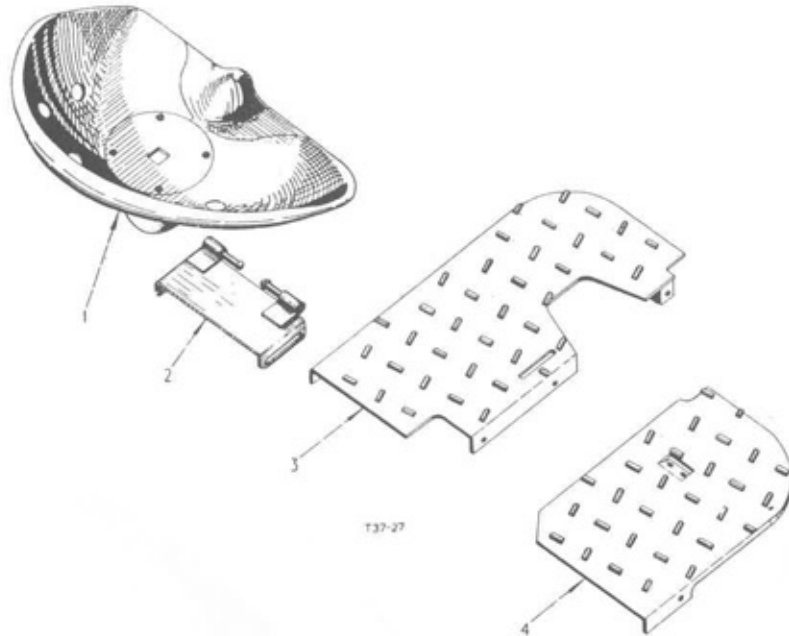
* Not supplied separately.

CHASSIS



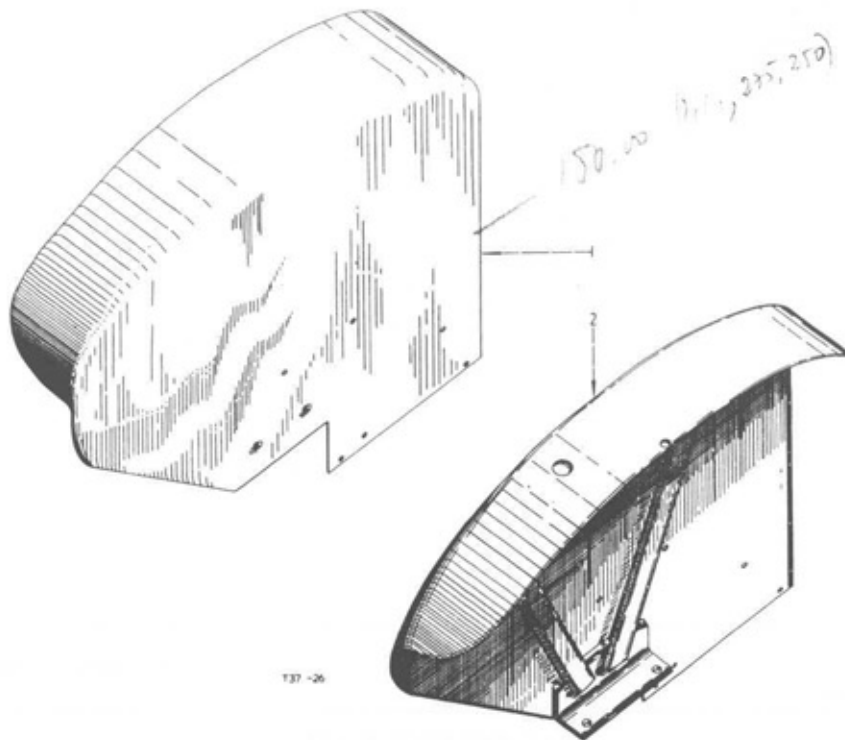
Part Number	Ref. No.	Description	Serial Number	No. Req'd.
REAR WHEEL				
3048 868 R91		RIM and DISC, cpte., rear wheel (11 - 28)		2
3042 292 R91		RIM and DISC, cpte., rear wheel (11 - 28) (comprising		2
		1 DISC 3042 290 R1 6 WASHER 703 931 R1)		
		6 NUT 703 930 R1		
703 929 R1		BOLT, rear wheel rim		12
3042 290 R1		DISC, rear wheel		2
703 930 R1		NUT, rear wheel rim bolt		12
707 703 R91		RIM, rear wheel, cpte.		2
703 931 R1		WASHER, rear wheel rim bolt		12

CHASSIS



Part Number	Ref. No.	Description	Serial Number	No. Req'd.
SEAT AND FOOT PLATES				
SA 704 263 R93	1	SEAT, cpte., W/four RIVETS 104 080		1
3 442		PIN, hd., 1/2" x 2-15/16"		2
108 632		PIN, cotter, 3/16" x 7/8"		2
704 780 R1		WASHER, plain, 17/32" I.D. x 3/4" O.D. x 16 ga.		2
704 268 R21	2	BRACKET, seat support, cpte.		1
179 888		BOLT, hex. hd., 1/2" x 1-7/8"		4
102 637		NUT, hex., 1/2"		4
16 038 R1		WASHER, plain, 17/32" I.D. x 1" O.D. x 11 ga.		4
103 323		WASHER, lock, 1/2"		4
707 296 R21	3	FOOTPLATE, cpte., L.H.		1
179 837		BOLT, hex. hd., 3/8" x 3/4"		2
17 412 R1		BOLT, machine, hex. hd., 3/8" x 3/4"		1
179 838		BOLT, hex. hd., 3/8" x 7/8" (Diesel)		1
179 838		BOLT, hex. hd., 3/8" x 7/8" (Petrol)		2
103 321		WASHER, lock, 3/8"		4
102 635		NUT, hex., 3/8"		1
707 297 R41	4	FOOTPLATE, cpte. R.H.		1
179 837		BOLT, hex. hd., 3/8" x 3/4" (Diesel)		1
17 412 R1		BOLT, machine, hex. hd., 3/8" x 3/4"		1
179 838		BOLT, hex. hd., 3/8" x 7/8" (Petrol)		2
179 838		BOLT, hex. hd., 3/8" x 7/8" (Diesel)		1
102 635		NUT, hex., 3/8"		1
103 321		WASHER, lock, 3/8"		3
104 080		RIVET, small, solid, button head, 1/4" x 3/8" (seat, cpte.)		4

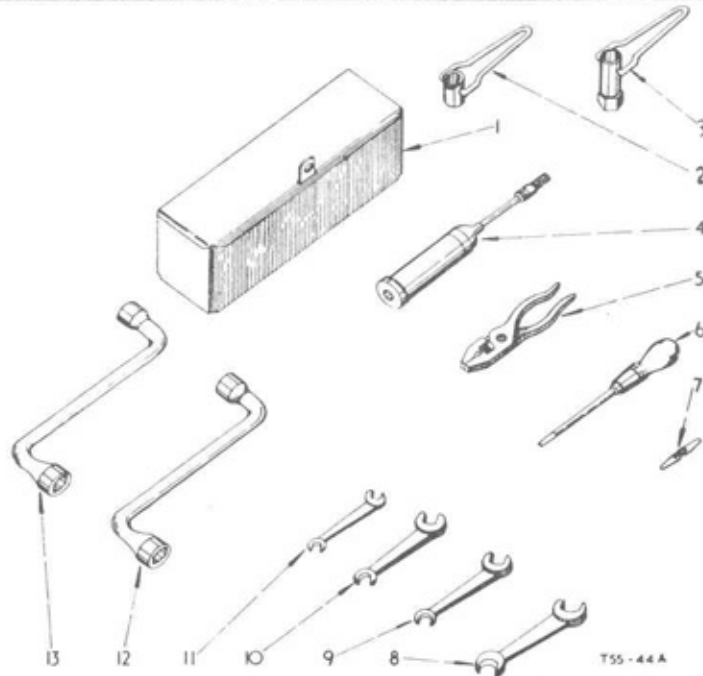
CHASSIS



137-26

Part Number	Ref. No.	Description	Serial Number	No. Rec'd.
FENDERS				
704 043 R93	1	FENDER, rear wheel, L.H., cpte. W/two RIVETS 104 112		1
104 112		RIVET, solid, button hd., 3/8" x 7/8"		2
271 562		BOLT, hex. hd., 5/8" x 2"		2
102 639		NUT, hex., 5/8"		2
103 325		WASHER, lock, 5/8"		2
704 044 R95	2	FENDER, rear wheel, R.H., cpte. W/two RIVETS 104 112		1
104 112		RIVET, solid, button hd., 3/8" x 7/8 "		2
271 562		BOLT, hex. hd., 5/8" x 2"		2
102 639		NUT, hex., 5/8"		2
103 325		WASHER, lock, 5/8"		2

CHASSIS



TSS-44A

Part Number	Ref. No.	Description	Serial Number	No. Req'd.
TOOLBOX AND TOOLS				
708 194 R91	1	TOOLBOX, cpte.		1
17 413 R1		BOLT, machine, hex. hd., 7/16" x 3/4"		2
271 500		NUT, hex., 7/16"		2
103 322		WASHER, lock, 7/16"		2
3048 840 R91	2	WRENCH, glow plug (Diesel)		1
3045 260 R91	3	WRENCH, spark plug (Petrol)		1
704 669 R92	4	GREASE GUN (comprising		1
		1 BARREL 707 768 R91 1 PISTON 707 761 R91		
		1 CAP 707 770 R1 1 WASHER 707 769 R1)		
		1 CONNECTOR 707 784 R91		
3047 686 R91	5	PLIERS, 6" (pair)		1
3047 687 R91	6	SCREWDRIVER, 6" (wood handled)		1
3045 261 R91	7	GAUGE, spark plug gap, and Breaker Points (Petrol)		1
3047 690 R1	8	SPANNER, double open ended (3/4" x 7/8")		1
3047 691 R1	9	SPANNER, double open ended (11/16" x 17/32")		1
3047 689 R1	10	SPANNER, double open ended (9/16" x 5/8")		1
3047 688 R1	11	SPANNER, double open ended (1/2" x 7/16")		1
3047 692 R1	12	WRENCH, socket, double ended		1
705 253 R1	13	WRENCH, socket, double ended		1

CHASSIS



Part Number	Ref. No.	Description	Serial Number	No. Req'd.
TOOLBOX AND TOOLS-continued				
707 768 R91		BARREL, assy.		1
707 770 R1		CAP		1
707 784 R91		CONNECTOR, hydraulic comprising :		1
707 781 R1		ADAPTOR, 1/8" B.S. pipe		1
707 772 R1		CUP, leather		1
707 771 R1		NOSEPIECE		1
707 776 R1		SPRING		2
707 779 R1		WASHER, fibre		1
707 774 R1		WASHER, steel		1
707 777 R1		WASHER, steel		1
707 778 R1		WASHER, steel		1
707 780 R1		WASHER, tufnol		1
707 775 R1		VALVE		1
707 761 R91		PISTON and CYLINDER assy., cpte. comprising : -		
707 766 R91		CAP, piston, assy.		1
707 767 R1		CIRCLIP		1
707 782 R91		CYLINDER, H. P., assy.		1
707 762 R1		"O" RING		1
707 765 R1		"O" RING		1
707 764 R1		SLEEVE, piston		1
707 763 R1		SPRING		1
707 769 R1		WASHER, joint		1
3045 261 R91		GAUGE, breaker points and spark plug gap		1



HYDRAULIC ATTACHMENTS

INDEX TO UNITS

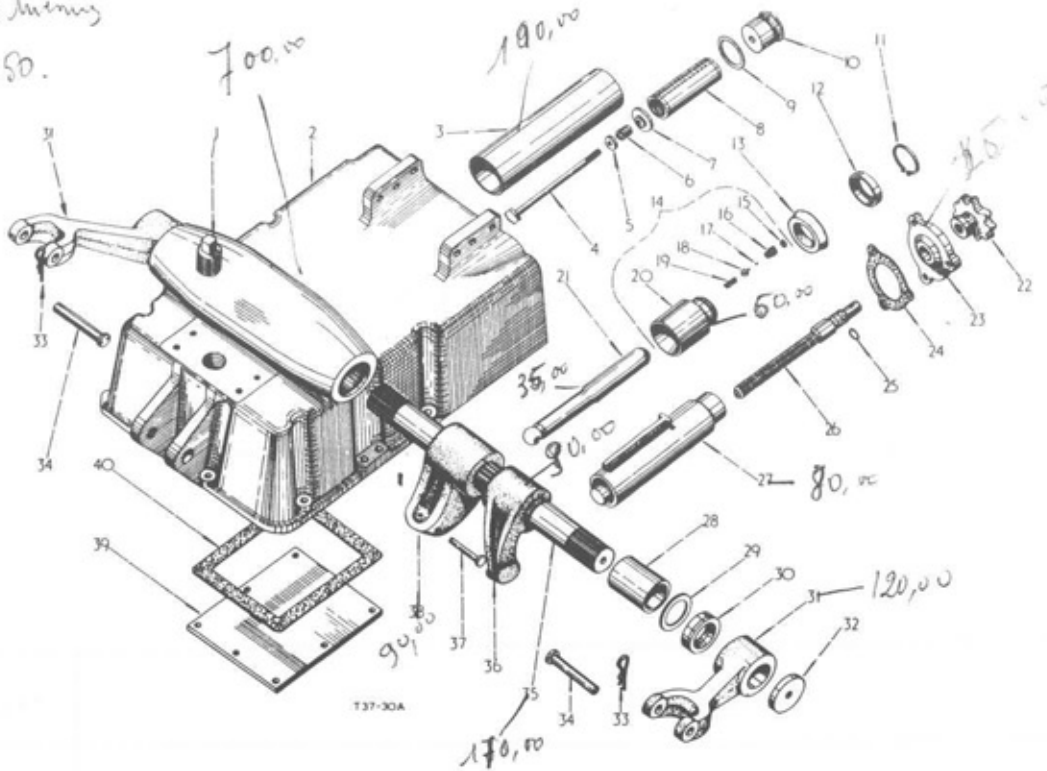
Description	Page No.
COUPLING, self sealing (Vary Touch)	27
COUPLING, self sealing	6
LIFT, hydraulic attachment	4
lift, hydraulic	2
pump and control valve	4
LIFT, hydraulic attachment (for remote cylinders)	21
LIFT, hydraulic attachment (Vary Touch)	11
arms, hydraulic lift	16
housing	12
levers, control	13
pump	18
pipes - suction and pressure	18
valve, control assy.	19
PUMP, hydraulic	10
VALVE, control	8
control, cylinder head (Vary Touch)	23
valve body (Vary Touch)	25



HYDRAULIC ATTACHMENT



R.H. Johnson
4/11.245,250.



Part Number	Ref. No.	Description	Serial Number	No. Req'd.
-------------	----------	-------------	---------------	------------

HYDRAULIC LIFT ATTACHMENT - HYDRAULIC LIFT

3045 511 R91		ATTACHMENT, hydraulic lift comprising:- Hydraulic Pump and Control Valve (see detail list) Hydraulic Lift		X
103 869	1	PLUG, pipe, sq. hd., 3/4" NPT		1
704 274 R21	2	HOUSING, hydraulic lift cdt. w/two PLUGS 112 42R and PLUG 103 869		1
179 842		BOLT, hex. hd., 3/8" x 1-3/8"		12
103 321		WASHER, lock, 3/8"		12
704 340 R2	3	CYLINDER, hydraulic		1
18 575 R1	4	BOLT, hex. hd., 5/16" - 24 UNF x 6-1/2"		1
Q 398	5	WASHER, plain, 11/32" I.D. x 7/8" O.D. x 16 ga.		1
704 738 R1	6	SPRING, hold-down, by-pass filter		1
704 739 R1	7	SEAT, by-pass filter hold-down spring		1
704 353 R91	8	FILTER, by-pass, assy.		1
704 348 R1	9	"O" RING, by-pass filter		1
or 708 087 R1	9	"O" RING, by-pass filter		1
or 708 088 R1	9	"O" RING, by-pass filter		1
704 740 R2	10	BODY, by-pass filter		1
705 817 R1		PIN, by-pass filter		1
704 369 R1	11	CIRCLIP, piston oil seal		1
704 368 R1	12	RETAINER, oil seal		1
704 367 R1	13	OIL SEAL, piston		1

HYDRAULIC ATTACHMENT

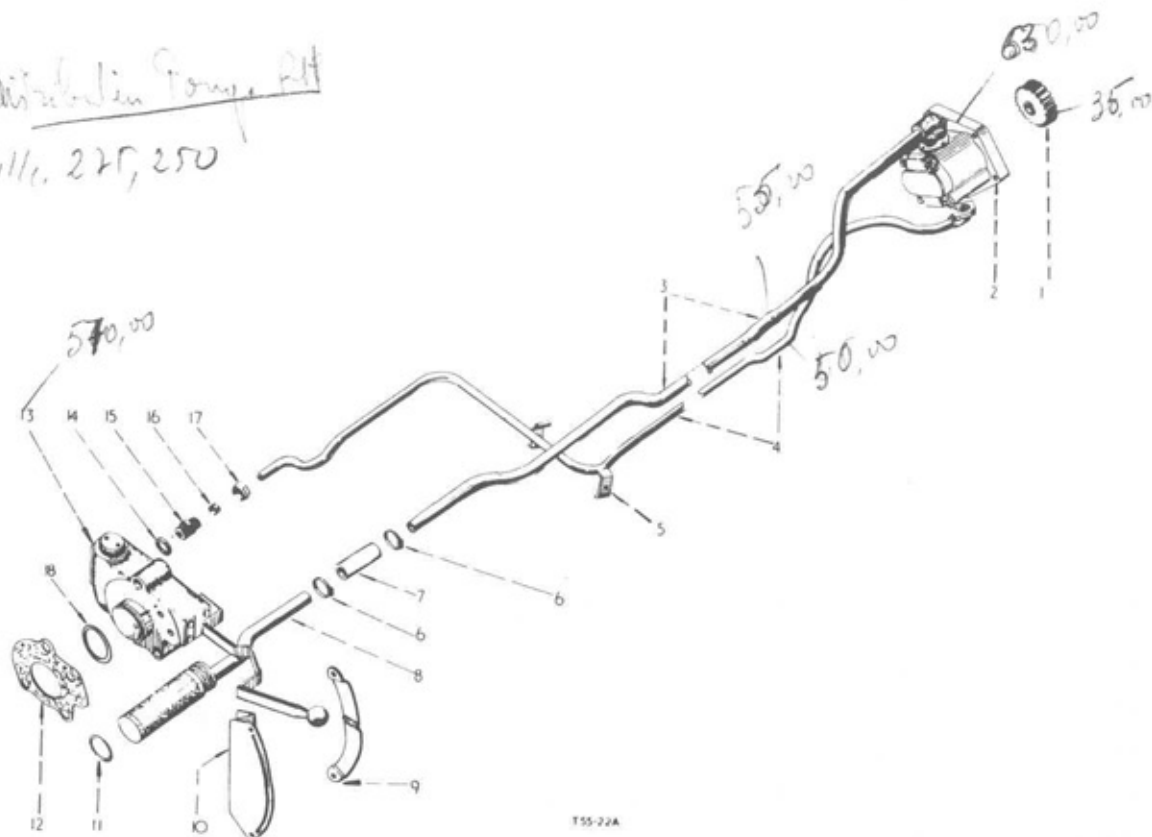


Part Number	Ref. No.	Description	Serial Number	No. Req'd.
HYDRAULIC LIFT ATTACHMENT - HYDRAULIC LIFT - continued				
707 744 R92	14	PISTON, assy. (comprising 1 BALL 16 003 R1 1 PLUG 707 745 R1 1 "O" RING 707 747 R1 1 RIDER 707 746 R2 1 PLSTON 704 366 R2 1 SPRING 57 561 D)		1
707 747 R1	15	"O" RING, relief valve		1
707 745 R1	16	PLUG, relief valve		1
16 003 R1	17	BALL, chrome steel (grade 2) 3/32" dia.		1
707 746 R2	18	RIDER, ball		1
57 561 D	19	SPRING, valve		1
704 366 R2	20	PISTON		1
704 363 R2	21	ROD, connecting		1
704 379 R1	22	WHEEL, hand, depth control		1
188 943		PIN, groove, 3/16" x 1-1/8"		1
704 380 R1	23	SUPPORT, depth control		1
179 885		BOLT, hex. hd., 1/2" x 1-1/2"		3
114 608		WASHER, lock, external tooth, 1/2"		3
704 381 R1	24	GASKET, depth control support		1
704 378 R1	25	RING, sealing, depth control		1
707 889 R1	26	SCREW, depth control		1
704 370 R21	27	SPRING, depth control, assy.		1
704 356 R1	28	BUSH, rockshaft		2
704 360 R1	29	WASHER, rockshaft		2
706 095 R91	30	OIL SEAL, rockshaft		2
or 706 308 R91	30	OIL SEAL, rockshaft		2
or 709 546 R91	30	OIL SEAL, rockshaft		2
704 361 R3	31	ARM, lift		2
707 754 R1	32	PLATE, retaining, lift arm		2
178 985		BOLT, hex. hd., 1/2" x 1-1/2"		2
103 323		WASHER, lock, 1/2"		2
720 631 R1	33	PIN, cotter		2
3044 309 R1	34	PIN, head, std., 5/8" x 3-3/8"		2
707 760 R2	35	ROCKSHAFT		1
704 359 R2	36	CAM, depth control		1
181 364		BOLT, hex. hd., 3/8" UNF x 1"		1
704 365 R1	37	PIN, head, std., 5/16" x 2-13/16"		1
103 383		PIN, cotter, 1/8" dia. x 1/2"		1
131 402 H		WASHER, plain, 11/32" I.D. x 9/16" O.D. x 16 ga.		1
704 358 R3	38	ARM, rocker		1
181 364		BOLT, hex. hd., 3/8" UNF x 1"		1
704 338 R1	39	PLATE, cover, hydraulic lift housing		1
179 817		BOLT, hex. hd., 5/16" x 5/8"		8
103 320		WASHER, lock, 5/16"		8
704 339 R1	40	GASKET, cover plate, hydraulic lift housing		1
112 428		PLUG, cork, No.0 (Hydraulic Lift Housing, cpte.)		2

HYDRAULIC ATTACHMENT



Distribution Pump, Alt
4116, 225, 250



TSS-22A

Part Number	Ref. No.	Description	Serial Number	No. Req'd.
HYDRAULIC LIFT ATTACHMENT - HYDRAULIC PUMP AND CONTROL VALVE				
704 331 R1	1	PINION, hydraulic pump		1
704 330 R92	2	PUMP, hydraulic, cpte. (see detail list)		1
3045 508 R11	3	PIPE, suction, cpte.		1
3045 510 R11	4	PIPE, pressure, cpte.		1
706 405 R1	5	CLAMP, hydraulic pipe		2
179 799		BOLT, hex. hd., 1/4" x 1-1/4"		1
103 084		NUT, hex., 1/4"		1
103 319		WASHER, lock, 1/4"		1
705 937 R91	6	CLAMP, hose		2
704 741 R1	7	HOSE, connecting, suction filter		1
704 342 R1	8	FILTER, suction, cpte.		1
3040 078 R1	9	STRIP, quadrant		1
179 835		BOLT, hex. hd., 3/8" x 5/8"		2
102 635		NUT, hex., 3/8"		2
103 321		WASHER, lock, 3/8"		2
705 232 R1	10	QUADRANT, control lever		1
179 881		BOLT, hex. hd., 1" x 1/2"		2
103 323		WASHER, lock, 1/2"		2

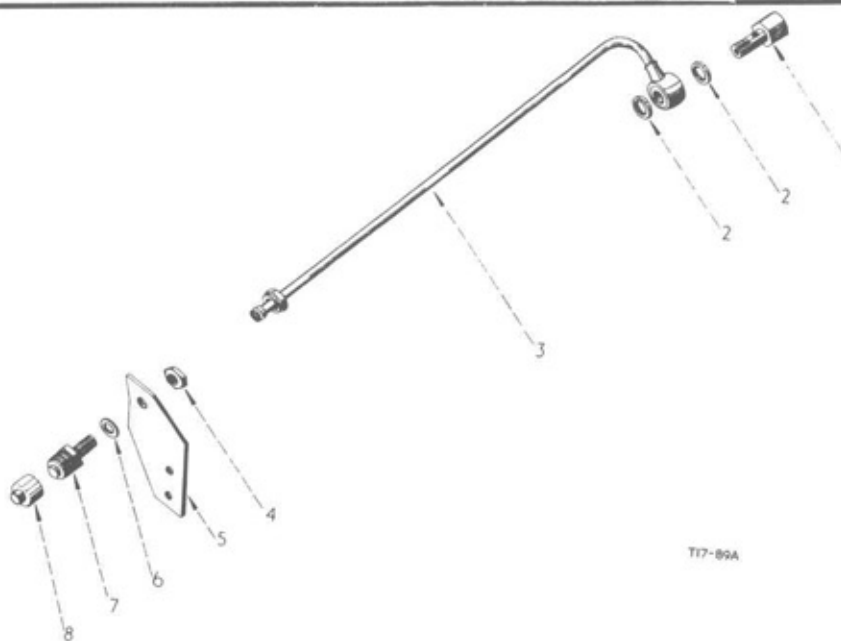
HYDRAULIC ATTACHMENT



Part Number	Ref. No.	Description	Serial Number	No. Req'd.
HYDRAULIC LIFT ATTACHMENT - HYDRAULIC PUMP and CONTROL VALVE - continued				
704 348 R1	11	"O" RING, suction filter		1
or 706 087 R1	11	"O" RING, suction filter		1
or 706 088 R1	11	"O" RING, suction filter		1
704 625 R3	12	GASKET, control valve		1
704 754 R1		"O" RING, gasket, control valve		1
or 704 755 R1		"O" RING, gasket, control valve		1
or 704 756 R1		"O" RING, gasket, control valve		1
704 624 R93	13	VALVE, control, cpte. w/LEVER (see detail list)		1
271 566		BOLT, hex. hd., 5/8" x 3"		1
271 564		BOLT, hex. hd., 5/8" x 2-1/2"		1
271 561		BOLT, hex. hd., 5/8" x 1-7/8"		1
114 609		WASHER, lock, external tooth, 5/8"		3
704 337 R1	14	WASHER, sealing, 1/2" BSP		1
704 336 R1	15	COUPLING, (body only) male, parallel, 1/2" O.D. x 1/2" BSP		1
705 519 R1	16	RING, sealing (Ermeto)		1
705 520 R1	17	NUT (Ermeto)		1
704 341 R1	18	"O" RING, cylinder		1
or 706 083 R1	18	"O" RING, cylinder		1
or 706 084 R1	18	"O" RING, cylinder		1



HYDRAULIC ATTACHMENT



T17-89A

Part Number	Ref. No.	Description	Serial Number	No. Req'd.
-------------	----------	-------------	---------------	------------

SELF SEALING COUPLING ATTACHMENT

* 705 517 R91		ATTACHMENT, self sealing coupling		1
705 512 R1	1	BOLT, self sealing coupling		1
704 337 R1	2	SEAL, (Dowty), 1/2" BSP		2
706 588 R91	3	PIPE, self sealing coupling, assy.		1
752 448 R1	4	NUT, lock, 1/2" BSP		1
705 516 R2	5	SUPPORT, self sealing coupling		1
179 880		BOLT, hex. hd., 1/2" x 7/8"		1
179 883		BOLT, hex. hd., 1/2" x 1-1/4"		1
103 323		WASHER, lock, 1/2"		2
** 551 658 R1	6	WASHER, plain, 25/32" I.D. x 1-1/4" O.D. x 22 ga.		1
** 0 3 501		WASHER, plain, 25/32" I.D. x 1-1/4" O.D. x 18 ga.		1
** 575 813 R1		WASHER, plain, 25/32" I.D. x 1-1/4" O.D. x 18 ga.		-
3041 962 R91	7	COUPLING, self sealing, male half		1
		comprising:-		
3045 135 R1		"O" RING		1
3045 134 R91		SLEEVE, sub. assy.		1
3045 136 R1		SLEEVE, tubular		1
3045 137 R1		SPRING		1
or 705 579 R91	7	COUPLING, self sealing (Dowty) male half		1
		comprising:-		
3045 140 R1		"O" RING		1
3045 138 R1		SPRING, locking		1
3045 139 R1		SPRING, valve, (male half)		1
3045 141 R1		VALVE		1
3045 142 R91		SLEEVE, valve assy.		1

HYDRAULIC ATTACHMENT

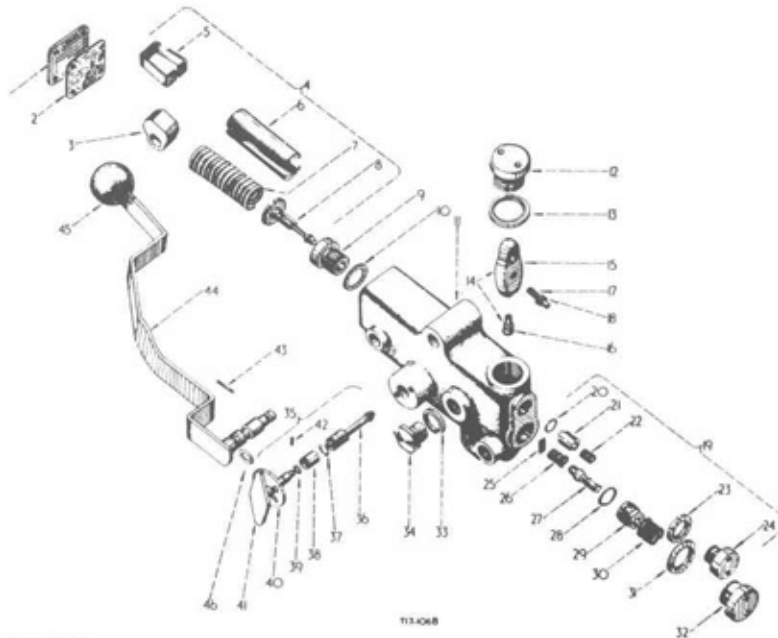


Part Number	Ref. No.	Description	Serial Number	No. Req'd.
-------------	----------	-------------	---------------	------------

SELF SEALING COUPLING ATTACHMENT - continued

or	705 578 R1	8	CAP, dust, coupling	1
	3041 983 R1	8	CAP, dust	1
	706 589 R91		PACKAGE, service, self sealing coupling pipe and coupling comprising:-	X
			1 COUPLING 705 579 R1	
			1 NUT 752 448 R1	
			1 PIPE 706 588 R92	
			*Can only be used when tractor is fitted with hydraulic lift attachment (Mechanical Depth Control)	
			** To be used as required	

HYDRAULIC ATTACHMENT



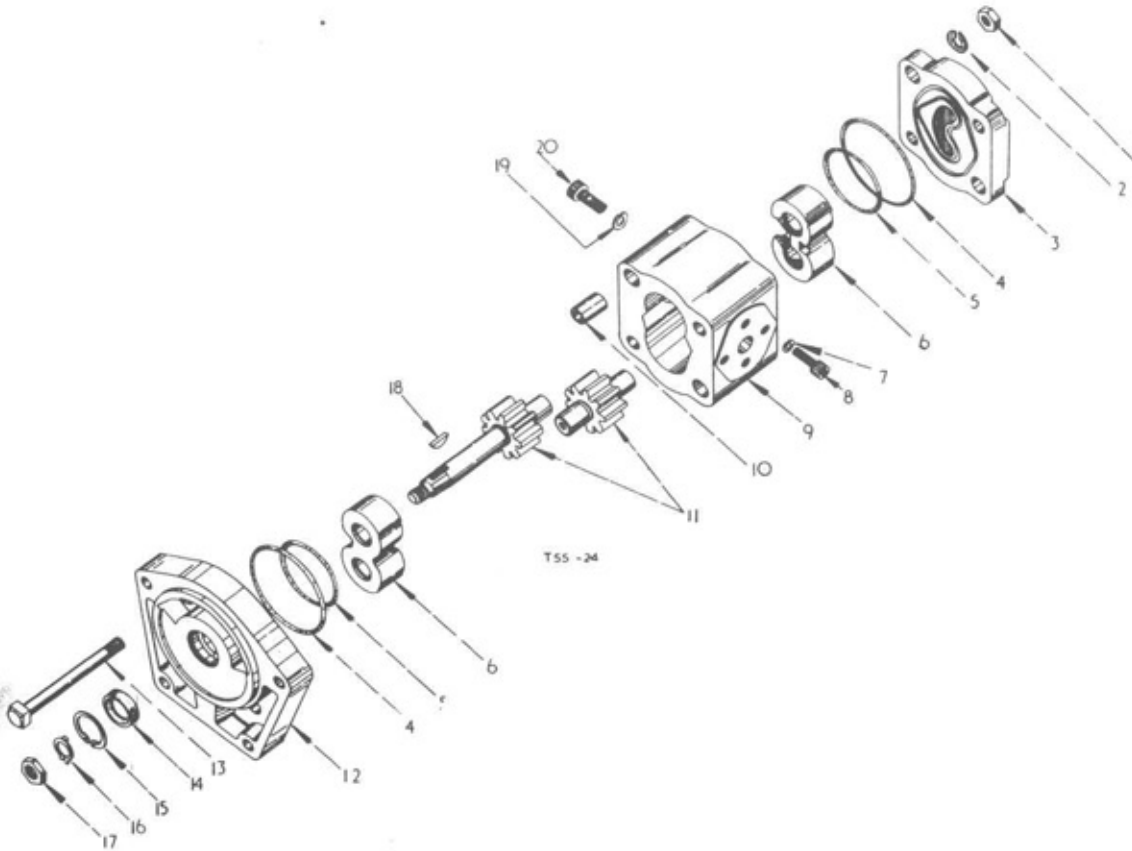
Part Number	Ref. No.	Description	Serial Number	No. Req'd.
CONTROL VALVE				
704 624 R93		VALVE, control, cpte.		1
706 006 R1	1	COVER		1
179 793		SCREW		4
103 319		WASHER, lock		4
706 007 R1	2	GASKET		1
706 002 R1	3	CAM		1
707 330 R92	4	VALVE, relief, sub. assy. (comprising		1
		1 SPRING 705 999 R2	1 STIRRUP 706 001 R1	
		1 STIRRUP 707 353 R1	1 VALVE 707 352 R91	
706 001 R1	5	STIRRUP, cam		1
707 353 R1	6	STIRRUP, spring		1
705 999 R2	7	SPRING, pressure control		1
707 352 R2	8	VALVE, relief		1
706 575 R1	9	SEAT, relief valve		1
705 996 R1	10	WASHER, copper		1
705 994 R1	11	BODY		1
706 025 R1	12	PLUG		1
706 026 R1	13	WASHER, (Dowty)		1
706 008 R91	14	LEVER, intercouple, S.A., cpte. w/LEVER 706 009 R1 and BALL 706 010 R1		1
706 009 R1	15	LEVER, intercouple		1
706 010 R1	16	BALL, end		1
222 449	17	SCREW, adjusting		1

HYDRAULIC ATTACHMENT



Part Number	Ref. No.	Description	Serial Number	No. Req'd.
CONTROL VALVE - continued				
114 492	18	NUT, lock		1
706 011 R91	19	DASHPOT, S.A. (comprising		1
		1 CIRCLIP 706 015 R1	1 SPRING 706 014 R1	
		1 HOUSING 706 012 R1	1 WASHER 704 337 R1)	
		1 PISTON 706 013 R1		
706 015 R1	20	CIRCLIP		1
706 013 R1	21	PISTON, dashpot		1
706 014 R1	22	SPRING		1
704 337 R1	23	WASHER, (Dowty)		1
706 012 R1	24	HOUSING, dashpot		1
706 022 R1	25	STOP		1
706 021 R1	26	SPRING		1
706 020 R1	27	VALVE, non-return		1
706 018 R1	28	WASHER, copper		1
706 017 R1	29	SEAT, non-return valve		1
706 019 R1	30	SPRING		1
706 026 R1	31	WASHER (Dowty)		1
706 025 R1	32	PLUG		1
706 016 R1	33	WASHER, (Dowty)		1
706 027 R1	34	PLUG		1
706 576 R91	35	VALVE, isolating, sub. assy., cpte. (comprising		1
		1 BUSH 706 582 R1	1 PIN 706 586 R1	
		1 "O" RING 706 585 R1	2 SCREW 179 793	
		1 "O" RING 706 584 R1	1 VALVE 706 581 R1	
		1 PLATE 706 583 R1	1 VALVE 706 578 R91	
		1 PLUG 706 035 R1	2 WASHER 103 319)	
		1 PLUG 706 036 R1		
706 581 R1	36	VALVE, isolator		1
706 585 R1	37	"O" RING		1
706 582 R1	38	BUSH		1
706 584 R1	39	"O" RING		1
706 583 R1	40	PLATE, stop		1
706 578 R91	41	VALVE, spindle, isolating assy.		1
706 586 R1	42	PIN, mills		1
706 005 R1	43	PIN		1
706 003 R92	44	SHAFT, and LEVER, sub assy., cpte. w/KNOB 706 004 R1		1
706 004 R1	45	KNOB, shaft and lever		1
706 034 R1	46	"O" RING, shaft and lever		1
706 035 R1		PLUG, packing		1
706 036 R1		PLUG, packing		1
179 793		SCREW		2
103 319		WASHER, lock		2

HYDRAULIC ATTACHMENT



Part Number	Ref. No.	Description	Serial Number	No. Req'd.
HYDRAULIC PUMP				
704 330 R92		PUMP, hydraulic, cpte. Plessey C-25-LS		1
3044 632 R1	1	NUT, class 2B, 3/8" UNF		4
3044 634 R1	2	WASHER, spring, 3/8"		4
3044 628 R1	3	COVER,		1
3044 623 R1	4	"O" RING, flange sealing		2
3044 624 R1	5	"O" RING, pressure relief		2
3044 629 R1	6	BEARING		2
3044 644 R1	7	WASHER, spring		2
3044 642 R1	8	SCREW, allen, 1/4" x 3/4" (outlet port)		2
3044 633 R1	9	BODY, pump		1
3044 639 R1		"O" RING, manifold (inlet)		1
3044 640 R1		"O" RING, manifold (outlet)		1
3044 631 R1	10	DOWEL, hollow		4
3044 627 R91	11	PACK, gear spares		1
3044 630 R1	12	FLANGE, (clockwise)		1

HYDRAULIC ATTACHMENT



Part Number	Ref. No.	Description	Serial Number	No. Req'd.
-------------	----------	-------------	---------------	------------

HYDRAULIC PUMP - continued

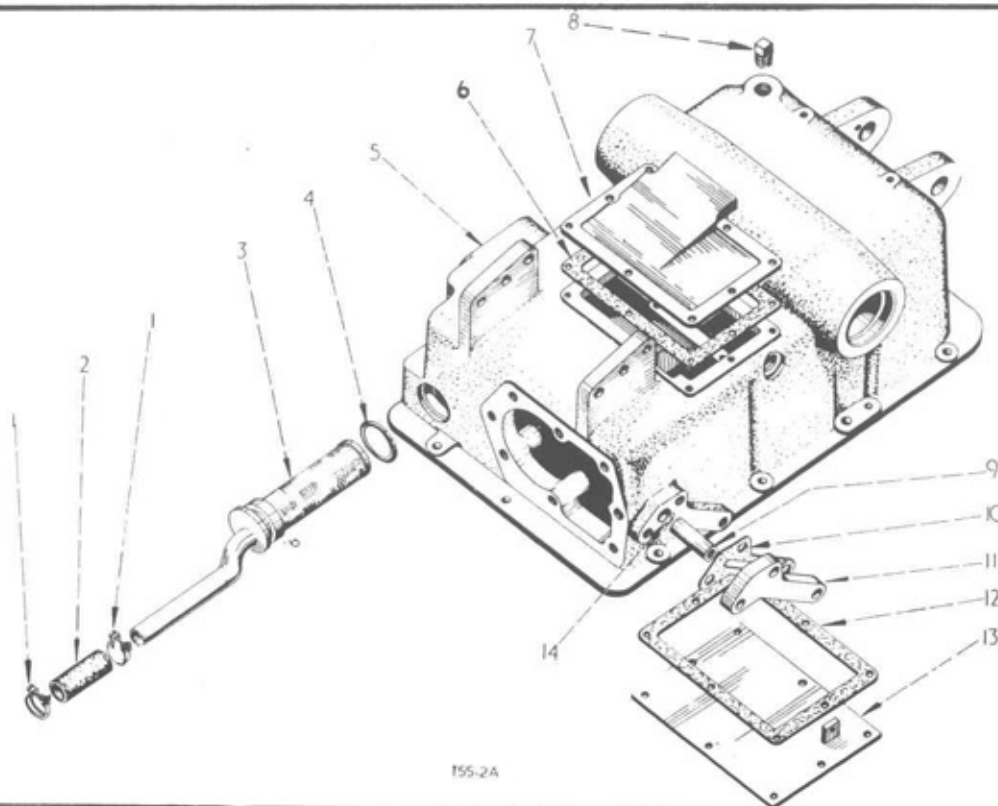
3044 635 R1	13	BOLT		4
3044 625 R91	14	OIL SEAL		1
3044 626 R1	15	CIRCLIP		1
3044 636 R1	16	WASHER, lock		1
3044 638 R1	17	NUT, lock		1
3044 637 R1	18	KEY, woodruff		1
3044 643 R1	19	WASHER, spring (inlet port)		2
3044 641 R1	20	SCREW, allen, 5/16" x 3/4" (inlet port)		2
3044 645 R91		PACK, seal		X

Part Number	Ref. No.	Description	Serial Number	No. Req'd.
-------------	----------	-------------	---------------	------------

HYDRAULIC LIFT ATTACHMENT - (VARY TOUCH)

3044 363 R91		ATTACHMENT, hydraulic lift comprising:- CONTROL LEVER (see detail list) CONTROL VALVE ASSEMBLY (see detail list) HOUSING LIFT ARMS (see detail list) PUMP (see detail list) PIPES, suction and pressure (see detail list)		1
--------------	--	------------------------------------------------------------------------------------------------------------------------------------------------------------------------------------------------------------------------------------------------	--	---

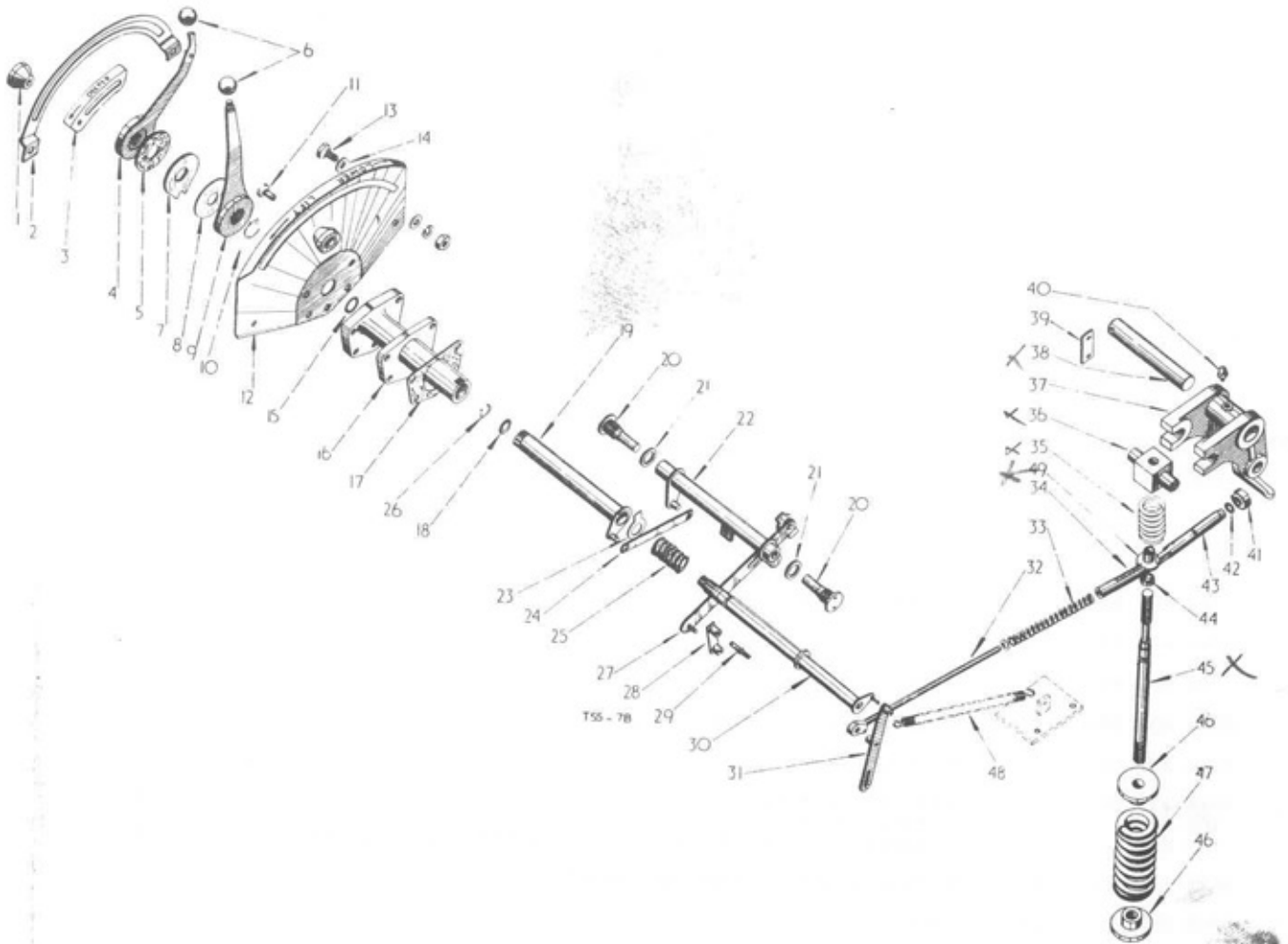
HYDRAULIC ATTACHMENT



155-2A

Part Number	Ref. No.	Description	Serial Number	No. Req'd.
HYDRAULIC LIFT ATTACHMENT (VARY TOUCH) - HOUSING				
705 937 R91	1	CLAMP, hose		2
704 741 R1	2	HOSE, suction filter		1
3044 368 R91	3	FILTER, suction, cpte.		1
704 348 R1	4	"O" RING, suction filter		1
3044 365 R1	5	HOUSING, hydraulic lift		1
179 842		BOLT, hex. hd., 3/8" x 1-3/8"		10
102 635		NUT, hex., 3/8"		1
703 874 R1		STUD, hydraulic housing		1
103 321		WASHER, lock, 3/8"		10
3044 367 R1	6	GASKET, top cover plate		1
3044 366 R1	7	PLATE, top cover		1
179 814		BOLT, hex. hd., 5/16" x 5/8"		8
103 320		WASHER, lock, 5/16"		8
103 869	8	PLUG, pipe, sq. hd., 3/4" ANPT		2
751 540 R1	9	CONNECTION, valve return		1
751 542 R1	10	GASKET, cover plate, auxiliary valve		1
751 541 R1	11	PLATE, cover, auxiliary valve		1
179 841		BOLT, hex. hd., 3/8" x 1-1/4"		3
103 321		WASHER, lock, 3/8"		3
751 499 R1	12	GASKET, cover plate, hydraulic lift housing		1
751 497 R11	13	PLATE, cover, hydraulic lift housing, cpte.		1
179 814		BOLT, hex. hd., 5/16" x 5/8"		8
103 320		WASHER, lock, 5/16"		8
704 219 R2	14	"O" RING		1

HYDRAULIC ATTACHMENT



Part Number	Ref. No.	Description	Serial Number	No. Req'd.
HYDRAULIC LIFT ATTACHMENT (VARY TOUCH) - CONTROL LEVERS				
3044 389 R1	1	NUT, stop, control lever		2
3044 387 R1	2	STRIP, quadrant		1
180 075		BOLT, hex. hd., 5/16" x 5/8"		2
120 376		NUT, hex., 5/16"		2
120 214		WASHER, lock, 5/16"		2
3045 639 R11	3	SLIDE, draft control, assy.		1
3044 393 R91	4	LEVER, control, assy. (draft) w/KNOB 371 602 R1		1
3044 397 R1	5	WASHER, friction		1
371 602 R1	6	KNOB, control lever		2
3044 402 R1	7	PLATE, friction		1
3044 887 R1	8	DISC, friction - outer		1
3044 398 R91	9	LEVER, control, assy. (position) w/KNOB 371 602 R1		1
3044 888 R1	10	DISC, friction - inner	up to B414/1783	1
3049 026 R1	10	CIRCLIP, 25 mm	B414/1784 up	1
3044 388 R1	11	STOP, control lever		1

HYDRAULIC ATTACHMENT



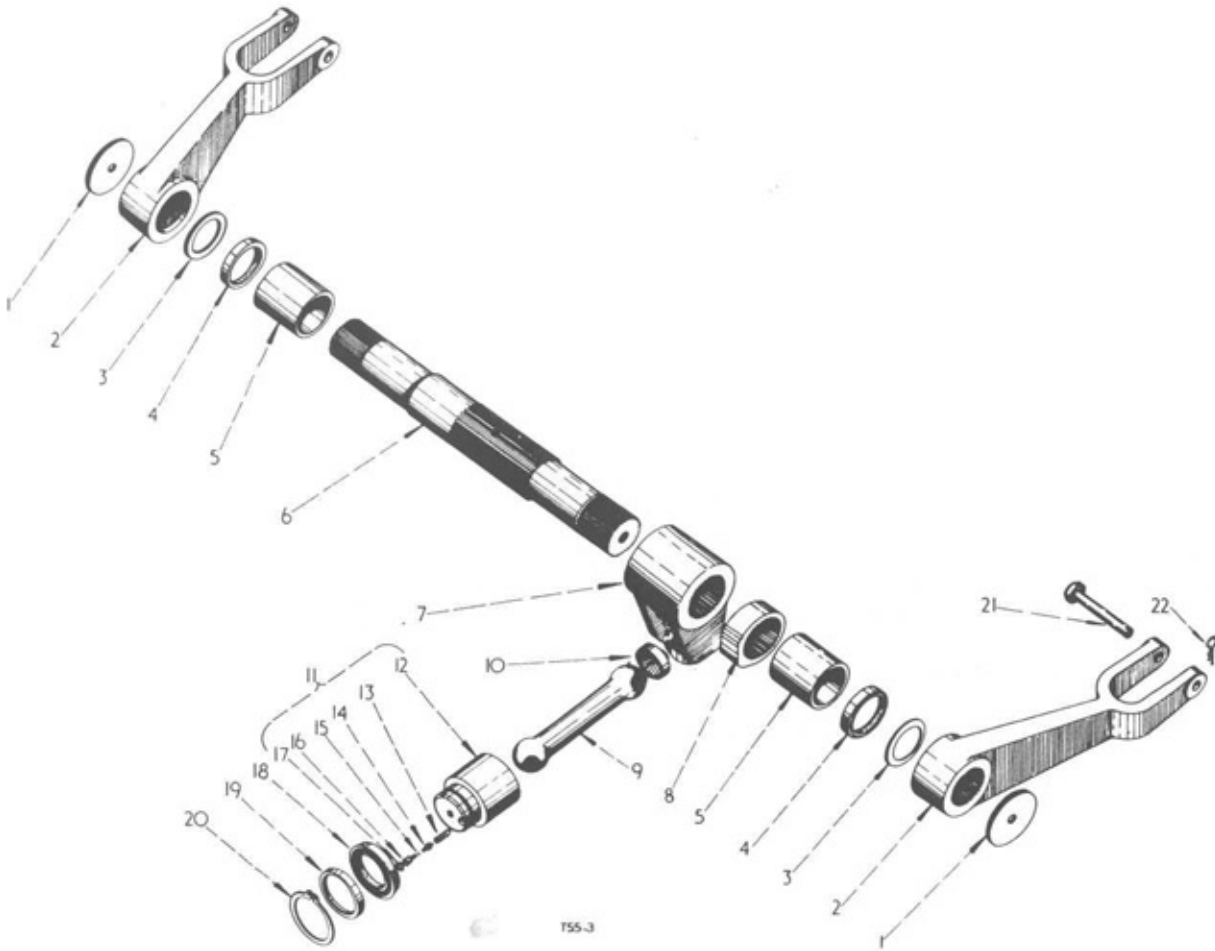
Part Number	Ref. No.	Description	Serial Number	No. Req'd.
HYDRAULIC LIFT ATTACHMENT (VARY TOUCH) - CONTROL LEVERS-continued				
3044 386 R2	12	QUADRANT, control lever		1
180 124		BOLT, hex. hd., 3/8" x 1-1/4"		4
120 377		NUT, hex., 3/8"		4
120 382		WASHER, lock, 3/8"		4
180 121	13	BOLT, hex. hd., 3/8" x 7/8")		1
120 377		NUT, hex., 3/8") act as position control		1
120 382		WASHER, lock, 3/8") lever stop		1
120 394		WASHER, plain, 13/32" I.D. x 13/16" O.D. x 16 ga.		1
3047 693 R1	14	STOP, position control lever		1
702 816 R1	15	"O" RING		1
3044 391 R1	16	BRACKET, quadrant		1
179 840		BOLT, hex. hd., 3/8" x 1-1/8"		4
110 323		PIN, dowel, 7/16" dia. x 1.5 long		1
103 321		WASHER, lock, 3/8"		4
3044 392 R1	17	GASKET, quadrant bracket		1
704 219 R2	18	"O" RING		1
3044 408 R92	19	SLEEVE, position control, cpte.		1
3044 417 R1	20	PIVOT, cross tube		2
709 840 R1	21	WASHER, dowty		2
3044 413 R91	22	TUBE, cross, position control, cpte.		1
3044 886 R1	23	WASHER, tab.		1
3044 412 R1	24	LINK, connecting		1
103 373		PIN, cotter		2
103 340		WASHER, plain, 11/32" I.D. x 11/16" O.D. x 1/16"		2
3044 407 R1	25	SPRING, draft control crankshaft		1
3048 985 R1	26	CIRCLIP		1
3044 418 R91	27	LINK, position control, cpte.		1
3044 423 R91	28	ARM, radius, position control link, cpte.		1
751 575 R1	29	PIN, pivot, radius arm		1
114 501		NUT, hex., 1/4"		1
103 361		PIN, cotter, 1/16" dia. x 1/2"		1
103 319				1
3044 403 R91	30	CRANKSHAFT, draft control, cpte		1
124 847		NUT, jam, hex., 5/8"		1
131 016		WASHER, plain, 21/32" I.D. x 1-5/16" O.D.		1
3044 383 R91	31	LINK, valve operating, cpte.		1
Q 1 284		PIN, std. hd., 1/4" x 3/4"		1
103 373		PIN, cotter, 3/32" x 3/4"		1
103 383		PIN, cotter, 1/8" dia. x 1/2"		1
751 515 R1	32	LINK, draft		1
103 384		PIN, cotter, 1/8" dia. x 3/4"		2
103 340		WASHER, plain, 11/32" I.D. x 11/16" O.D. x 1/16"		2
751 517 R1	33	SPRING, draft link		1
751 514 R1	34	CLEVIS, draft link		1
103 383		PIN, cotter, 1/8" dia. x 1/2"		1
512 166 R1		PIN, std. hd., 1/4" dia. x 7/8"		1
751 506 R1	35	SPRING, top link		1
751 508 R1	36	TRUNNION, top link		1

HYDRAULIC ATTACHMENT



Part Number	Ref. No.	Description	Serial Number	No. Req'd.
HYDRAULIC LIFT ATTACHMENT (VARY TOUCH) - CONTROL LEVERS - continued				
751 503 R1	37	CRANK, top link		1
751 504 R1	38	SHAFT, crank, top link		1
3041 366 R1	39	PLATE, lock, top link crankshaft		1
179 818		BOLT, hex. hd., 5/16" x 1"		2
103 320		WASHER, lock, 5/16"		2
119 512	40	LUBRICATOR, top link crankshaft		1
751 513 R1	41	OIL SEAL		1
355 966 R1	42	"O" RING		1
751 512 R1	43	PLUNGER, draft link		1
3047 651 R1	44	OIL SEAL		1
751 509 R1	45	SPINDLE, top link		1
124 847		LOCKNUT, hex., 5/8"		1
272 319		NUT, thick, slotted, hex., 3/4"		1
103 410		PIN, cotter, 3/16" dia. x 1-3/4"		1
751 507 R1	46	SEAT, compression spring		2
10 620 P		WASHER, plain, 21/32" I.D. x 1-1/2" O.D. x 16 ga.		X
575 810 R1		WASHER, plain, 21/32" I.D. x 1-1/2" O.D. x 11 ga.		X
551 178		WASHER, plain, 25/32" I.D. x 1-3/4" O.D. x 16 ga.		X
751 505 R1	47	SPRING, top link		1
751 516 R1	48	SPRING, return, draft link		1
3040 826 R1	49	SEAT, spring (small)		1

HYDRAULIC ATTACHMENT



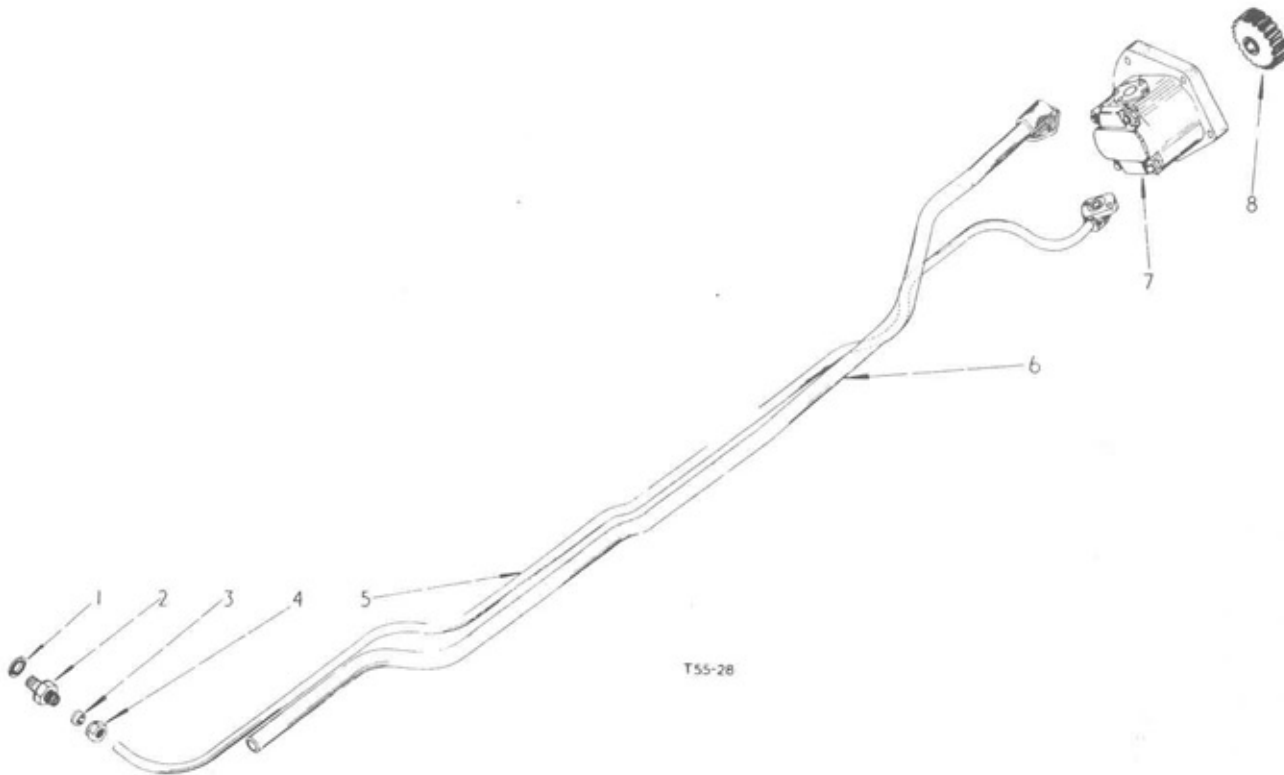
Part Number	Ref. No.	Description	Serial Number	No. Req'd.
HYDRAULIC LIFT ATTACHMENT (VARY TOUCH)- HYDRAULIC LIFT ARMS				
708 922 R1	1	PLATE, retaining, lift arm		2
179 885		BOLT, hex. hd., 1/2" x 1-1/2"		2
103 323		WASHER, lock, 1/2"		2
3044 375 R1	2	ARM, lift		2
3044 372 R1	3	WASHER, rockshaft		2
708 920 R92	4	OIL SEAL, rockshaft		2
3044 371 R1	5	BUSH, rockshaft		2
3044 370 R1	6	ROCKSHAFT		1
3044 373 R1	7	ARM, rocker		1
181 364		BOLT, hex. hd., 3/8" UNF x 1"		1

HYDRAULIC ATTACHMENT



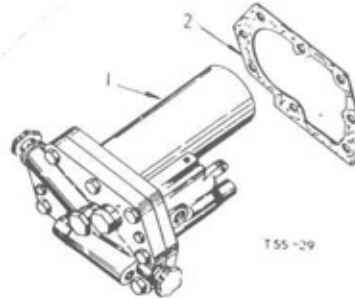
Part Number	Ref. No.	Description	Serial Number	No. Req'd.
HYDRAULIC LIFT ATTACHMENT (VARY TOUCH) - HYDRAULIC LIFT ARMS - continued				
3048 403 R1	8	CAM, rockshaft		1
708 924 R1	9	ROD, connecting		1
Q 3 533		PIN, std. hd., 5/16" x 3"		1
103 383		PIN, cotter, 1/8" dia. x 1/2"		1
3046 977 R1	10	BUSH, connecting rod		1
* 3044 376 R91	11	PISTON, assy. comprising:-		1
* 3044 377 R1	12	PISTON		1
* 57 561 D	13	SPRING, valve		1
* 707 746 R2	14	RIDER, ball		1
* 16 003 R1	15	BALL, chrome steel, 3/32" dia. (Grade 2)		1
* 707 745 R1	16	PLUG, relief valve		1
* 707 747 R1	17	"O" RING, relief valve		1
* 3044 378 R91	18	OIL SEAL, piston		1
* 3044 379 R1	19	RETAINER, oil seal		1
* 3044 380 R1	20	CIRCLIP, piston oil seal		1
3044 309 R1	21	PIN, standard head, (5/8" dia. x 3-3/8")		2
720 631 R1	22	PIN, cotter		2
*NOTE: These parts supplied in Control Valve assy. (VARY TOUCH)				

HYDRAULIC ATTACHMENT



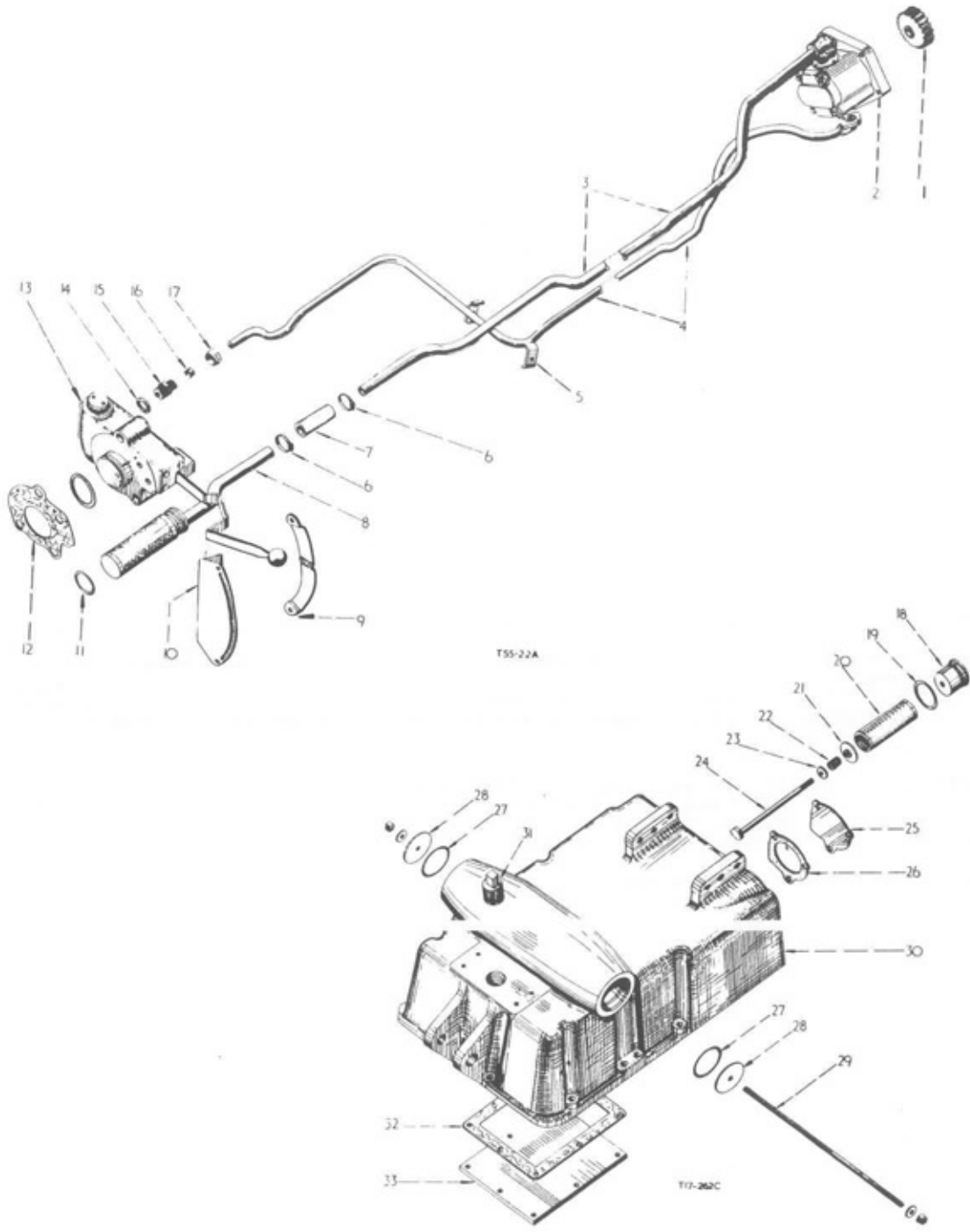
T55-28

Part Number	Ref. No.	Description	Serial Number	No. Req'd.
HYDRAULIC LIFT ATTACHMENT (VARY TOUCH) PUMP, SUCTION AND PRESSURE PIPES				
704 337 R1	1	WASHER, sealing, 1/2" BSP		1
704 336 R1	2	COUPLING, male, parallel, 1/2" O.D. x 1/2" BSP		1
705 519 R1	3	RING, sealing		1
705 520 R1	4	NUT		1
3045 509 R11	5	PIPE, pressure, cpte.		1
3045 508 R11	6	PIPE, suction, cpte		1
704 330 R92	7	PUMP, hydraulic, cpte. (see detail 11st)		1
179 828		BOLT, hex. hd., 2-1/2" x 5/16"		3
179 829		BOLT, hex. hd., 2-3/4" x 5/16"		1
704 331 R1	8	PINION, hydraulic pump		1
706 405 R1		CLAMP, hydraulic pipe		2
179 799		BOLT, hex. hd., 1/4" x 1-1/4"		1
103 084		NUT, hex., 1/4"		1
103 319		WASHER, lock, 1/4"		1



Part Number	Ref. No.	Description	Serial Number	No. Req'd.
HYDRAULIC LIFT ATTACHMENT (VARY TOUCH) - CONTROL VALVE ASSEMBLY				
3045 119 R91	1	VALVE, control, assy. (see detail list)		1
179 891		BOLT, hex. hd., 1/2" x 2-1/2"		8
103 323		WASHER, lock, 1/2"		7
704 743 R91		WASHER, dowty, 1/4" BSP		1
3044 437 R1	2	GASKET. valve body		1

HYDRAULIC ATTACHMENT



HYDRAULIC LIFT ATTACHMENT (FOR USE WITH REMOTE CYLINDERS)

HYDRAULIC ATTACHMENT

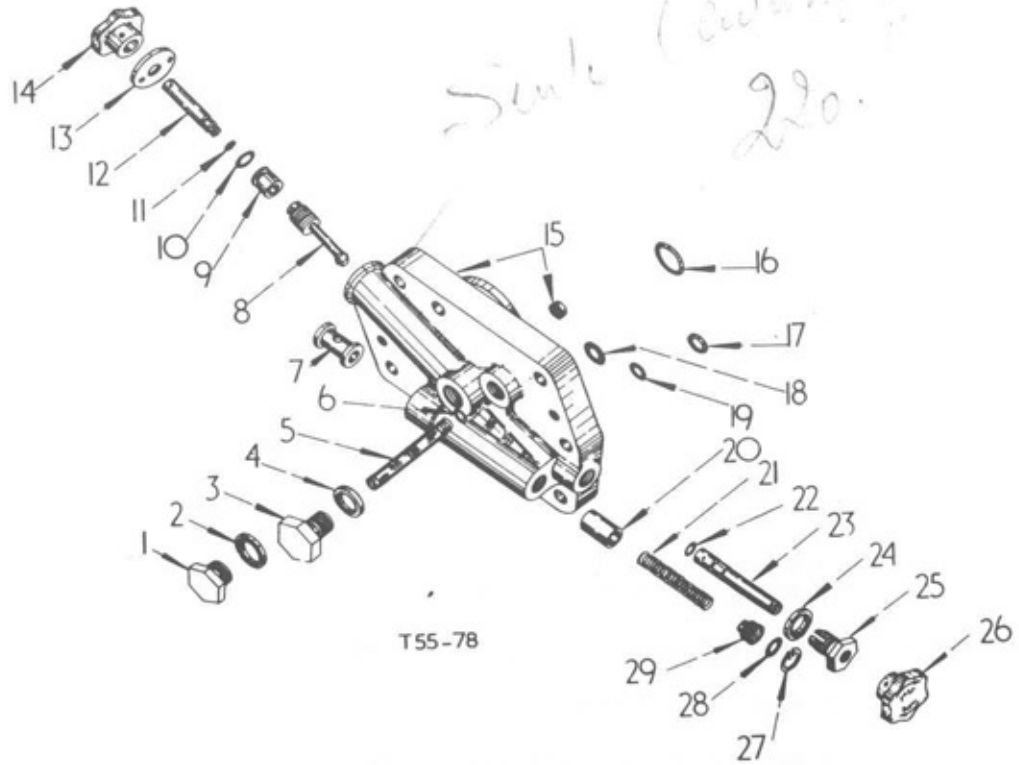


Part Number	Ref. No.	Description	Serial Number	No. Req'd.
HYDRAULIC LIFT ATTACHMENT - (FOR USE WITH REMOTE CYLINDERS)				
704 331 R1	1	PINION, hydraulic pump		1
704 330 R92	2	PUMP, hydraulic, cpte. (see detail list)		1
179 828		BOLT, hex. hd., 5/16" x 2-1/2"		3
179 829		BOLT, hex. hd., 5/16" x 2-3/4"		1
3045 508 R11	3	PIPE, suction, cpte.		1
3045 510 R11	4	PIPE, pressure, cpte.		1
706 405 R1	5	CLAMP, hydraulic pipe		2
179 799		BOLT, hex. hd., 1/4" x 1-1/4"		1
103 084		NUT, hex., 1/4"		1
103 319		WASHER, lock, 1/4"		1
705 937 R91	6	CLAMP, hose		2
704 741 R1	7	HOSE, connecting, suction filter		1
704 342 R1	8	FILTER, suction, cpte.		1
3040 078 R1	9	STRIP, quadrant		1
179 835		BOLT, hex., hd. 3/8" x 5/8"		2
102 635		NUT, hex., 3/8"		2
103 321		WASHER, lock, 3/8"		2
705 232 R1	10	QUADRANT, control lever		1
179 881		BOLT, hex. hd., 1" x 1/2"		2
103 323		WASHER, lock, 1/2"		2
704 348 R1	11	"0" RING, suction filter		1
or 706 087 R1	11	"0" RING, suction filter		1
or 706 088 R1	11	"0" RING, suction filter		1
704 625 R3	12	GASKET, control valve		1
704 754 R1		"0" RING, gasket, control valve		1
or 704 755 R1		"0" RING, gasket, control valve		1
or 704 756 R1		"0" RING, gasket, control valve		1
704 624 R93	13	VALVE, control, cpte. w/LEVER (see detail list)		1
271 566		BOLT, hex. hd., 5/8" x 3"		1
271 564		BOLT, hex. hd., 5/8" x 2-1/2"		1
271 561		BOLT, hex. hd., 5/8" x 1-7/8"		1
114 609		WASHER, lock, external tooth, 5/8"		3
704 337 R1	14	WASHER, sealing, 1/2" BSP		1
704 336 R1	15	COUPLING, male, parallel, 1/2" O.D. x 1/2" BSP		1
705 519 R1	16	RING, sealing (Ermeto)		1
705 520 R1	17	NUT, (Ermeto)		1
704 740 R2	18	BODY, by-pass filter		1
705 817 R1		PIN, by-pass filter		1
704 348 R1	19	"0" RING, by-pass filter		1
or 706 087 R1	19	"0" RING, by-pass filter		1
or 706 088 R1	19	"0" RING, by-pass filter		1
704 353 R91	20	FILTER, by-pass, assy.		1
704 739 R1	21	SEAT, by-pass filter hold-down spring		1
704 738 R1	22	SPRING, hold-down, by-pass filter		1
Q 398	23	WASHER, plain, 11/32" I.D. x 7/8" O.D. x 16 ga.		1
18 575 R1	24	BOLT, hex. hd., 5/16" UNF x 6-1/2"		1
708 177 R1	25	PLATE, blanking, depth control		1
179 881		BOLT, 1/2" x 1"		3
103 323		WASHER, lock, 1/2"		3

HYDRAULIC ATTACHMENT



Part Number	Ref. No.	Description	Serial Number	No. Req'd.
HYDRAULIC LIFT ATTACHMENT - (FOR USE WITH REMOTE CYLINDERS) - continued				
704 381 R1	26	GASKET, depth control blanking plate		1
704 341 R1	27	"O" RING		2
or 706 083 R1	27	"O" RING		2
or 706 084 R1	27	"O" RING		2
708 179 R1	28	WASHER, blanking		2
708 178 R1	29	ROD, tie		1
102 635		NUT, hex., 3/8"		2
103 321		WASHER, lock, 3/8"		2
Q 1 505		WASHER, plain, 13/32" I.D. x 1" O.D. x 16 ga.		2
704 274 R21	30	HOUSING, hydraulic lift, cpte. w/two PLUGS 112 428 and PLUG 103 869		1
179 842		BOLT, hex. hd., 3/8" x 1-3/8"		12
103 321		WASHER, lock, 3/8"		12
103 869	31	PLUG, pipe, 3/4" NPT		1
704 339 R1	32	GASKET, hydraulic lift housing cover plate		1
704 338 R1	33	PLATE, hydraulic lift housing cover		1
179 817		BOLT, hex. hd., 5/16" x 5/8"		8
103 320		WASHER, lock, 5/16"		8
708 181 R1		GASKET		2
112 428		PLUG, cork, No.0		2



Part Number	Ref. No.	Description	Serial Number	No. Req'd.
CONTROL VALVE- CYLINDER HEAD				
3045 119 R92		VALVE control draft (VARY TOUCH) comprising: -		1
		CYLINDER HEAD		1
		VALVE BODY (see detail list)		
		CYLINDER HEAD		
706 027 R1	1	PLUG 1/2" BSP (Auxiliary Tapping)		1
704 337 R1	2	WASHER, sealing, 1/2" BSP		1
751 580 R2	3	BOLT, needle valve cover		1
3045 118 R1	4	WASHER, dowty		1
3047 294 R93	5	ORIFICE, assy.		1
706 584 R1	6	"O" RING, 1/4" I.D. x 3/8" O.D. x 1/16"		1

HYDRAULIC ATTACHMENT

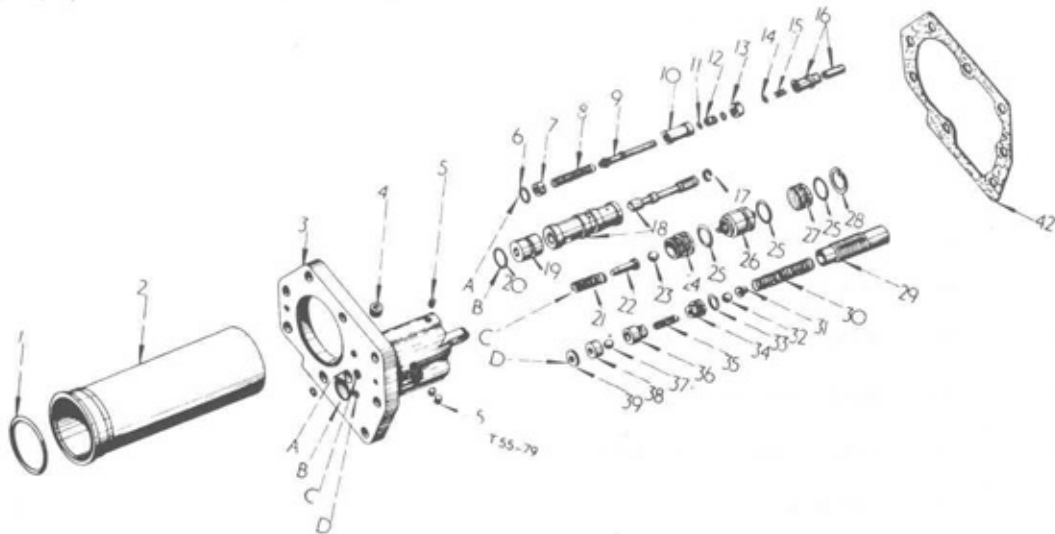


Part Number	Ref. No.	Description	Serial Number	No. Req'd.
CONTROL VALVE-CYLINDER HEAD- continued				
3045 109 R1	7	SPACER		1
3045 102 R1	8	VALVE, isolator		1
3045 106 R1	9	BUSH, isolator valve		1
3045 116 R1	10	"O" RING, 15/32" I.D. x 21/32" O.D.		1
361 883 R1	11	"O" RING, 7/32" I.D. x 11/32" O.D.		1
3045 107 R1	12	SHAFT, isolator valve knob		1
443 137		PIN, groove. 5/32" x 1/2"		1
3045 104 R1	13	PLATE, stop		1
179 793		BOLT hex. hd., 1/4" x 5/8"		2
103 319		WASHER, lock, 1/4"		2
3045 113 R1	14	KNOB isolator valve		1
142 494		PIN groove, 5/32" dia x 7/8"		1
3049 090 R91	15	HEAD cylinder assy. w/PLUG 3045 108 R1		1
704 753 R1	16	"O" RING pressure outlet		1
704 219 R2	17	"O" RING 9/16" I.D. x 3/4" O.D. x 3/32"		1
352 219 R1	18	"O" RING, 1/4" I.D. x 3/4" O.D. (angus)		1
355 966 R1	19	"O" RING, pressure, inlet		1
3049 087 R1	20	PISTON, speed control		1
3045 111 R1	21	SPRING, speed control piston		1
708 444 R1	22	"O" RING, 5/16" I.D. x 7/16 " O.D. x 1/16"		1
• 17 316 R1	23	SPOOL, speed control PIN, rail 3/16" dia, x 1/2"		1 1
3045 118 R1	24	WASHER, dowty		1
•	25	LATCH, spool		1
3045 112 R1	26	KNOB speed control		1
142 494		PIN groove 5/32" dia x 7/8"		1
3047 246 R1	27	CIRCLIP (for 11/16 dia bore)		1
355 966 R1	28	"O" RING 7/16" I.D. x 5/8" O.D. x 3/32"		1
3045 110 R1	29	PLUG		1
3045 103 R11		SPOOL, speed control, (comprising 1 KNOB 3045 112 R1 1 PIN 142 494 1 LATCH " 1 SPOOL ") 1 PIN 17 136 R1		1

HYDRAULIC ATTACHMENTS



Part Number	Ref. No.	Description	Serial Number	No. Req'd.
CONTROL VALVE - CYLINDER HEAD-continued				
3045 102 R11	30	VALVE, isolator, assy. (comprising 1 BUSH 3045 106 R1 1 PIN 142 494 1 KNOB 3045 113 R1 1 PLATE 3045 104 R1 1 "O" RING 361 883 R1 1 SHAFT 3045 107 R1 1 "O" RING 3045 116 R1 1 VALVE 3045 102 R1) 1 PIN 443 137		1
*NOTE: order SPOOL 3045 103 R11				



Part Number	Ref. No.	Description	Serial Number	No. Req'd.
CONTROL VALVE-VALVE BODY				
3044 436 R1	1	"O" RING, cylinder		1
3044 434 R1	2	CYLINDER, hydraulic lift		1
3044 426 R1	3	BODY valve		1
179 799		CAPSCREW, hex. hd. 1/4" x 1-1/4"		2
103 319		WASHER, lock 1/4"		2
444 697	4	PLUG 3/8" NPT		1
444 687	5	PLUG, 1/8" NPT		3
704 753 R1	6	"O" RING (angus)		1
3044 433 R1	7	SPACER		1
41 058-DA	8	SPRING spool		1
**	9	SPOOL lowering		1
**	10	SLEEVE lowering		1
706 584 R1	11	"O" RING 1/4" I.D. x 3/8" O.D. x 1/16"		2

HYDRAULIC ATTACHMENTS



Part Number	Ref. No.	Description	Serial Number	No. Req'd.
CONTROL VALVE-VALVE BODY - continued				
••	12	GLAND lowering spool		1
708 444 R1	13	"O" RING 5/16" I.D. x 7/16" O.D. x 1/16"		1
•	14	PLUG lowering sleeve		1
3045 610 R1	15	SPRING plunger		1
•	16	PLUNGER and SLEEVE (matched set)		1
3040 910 R1	17	CIRCLIP internal 1/2" bore		1
3049 088 R91	18	SPOOL and SLEEVE, (matched set)		1
3040 809 R1	19	PLUG main sleeve		1
254 691 R1	20	"O" RING valve sleeve		1
352 026 R2	21	SPRING flow control valve ball		1
350 084 R2	22	RIDER flow control valve ball		1
16 018 R1	23	BALL, flow control valve		1
751 562 R1	24	SEAT, flow control valve		1
704 378 R1	25	"O" RING		3
751 563 R91	26	PISTON valve cpte.		1
751 566 R1	27	PLUG, valve piston		1
751 567 R1	28	CIRCLIP, internal, 1-3/16" bore		1
751 558 R1	29	HOUSING, relief valve spring		1
751 557 R1	30	SPRING, relief valve		1
751 556 R1	31	RIDER, relief valve ball		1
16 012 R1	32	BALL, relief valve		1
704 219 R2	33	"O" RING, valve seat		1
751 554 R1	34	SEAT, relief valve		1
704 717 R1	35	SPRING, non-return valve		1
751 555 R1	36	SLEEVE, non-return valve		1
16 012 R1	37	BALL non-return valve		1
751 559 R1	38	SEAT non-return valve		1
751 560 R1	39	WASHER copper 9/32" I.D. x 23/32" O.D. x 16 ga.		1
707 747 R1	40	"O" RING flow control valve bore		1

HYDRAULIC ATTACHMENT



Part Number	Ref. No.	Description	Serial Number	No. Req'd.
CONTROL VALVE - VALVE BODY - continued				
3049 142 R91	41	SPOOL, lowering, assy. (comprising 1 GLAND + 1 SLEEVE + 1 "O" RING 708 444 R1 1 SLEEVE + 2 "O" RING 706 584 R1 1 SPOOL + 1 PLUG + 1 SPRING 8045 610 R1) 1 PLUNGER +		1
* 3044 378 R91		OIL SEAL, piston		1
* 3047 842 R1		CIRCLIP, piston oil seal		1
* 3044 376 R91		PISTON, assy. comprising : -		1
* 16 003 R1		BALL, chrome steel, 3/32" dia. (grade 2)		1
* 707 747 R1		"O" RING, relief valve		1
* 707 749 R1		PLUG, relief valve		1
* 3044 377 R1		PISTON		1
* 707 746 R2		RIDER, ball		1
* 57 561 D		SPRING, valve		1
* 3044 379 R1		RETAINER, oil seal		1
<p>*NOTE : Parts illustrated in Hydraulic lift attachment (VARY TOUCH) Hydraulic lift arms</p> <p>**NOTE : order 3049 142 R91</p> <p>+ NOTE : Not supplied separately</p>				



SELF SEALING COUPLING ATTACHMENT

HYDRAULIC ATTACHMENTS



Part Number	Ref. No.	Description	Serial Number	No. Req'd.
SELF SEALING COUPLING ATTACHMENT				
* 3048 413 R91		ATTACHMENT, self sealing coupling		1
705 512 R1	1	BOLT, self sealing coupling		1
704 337 R1	2	WASHER, dowty, 1/2" B.S.P.		2
3048 414 R91	3	PIPE, self sealing coupling, assy.		1
752 448 R1	4	NUT, lock, 1/2" B.S.P.		1
3048 416 R1	5	BRACKET, self sealing coupling		1
179 880		BOLT, hex. hd., 1/2" x 7/8"		1
179 883		BOLT, hex. hd., 1/2" x 1-1/4"		1
103 323		WASHER, lock, 1/2"		2
** 551 658 R1	6	WASHER, plain, 25/32" I.D. x 1-1/4" O.D. x 22 ga.		1
** Q 3 501	6	WASHER, plain, 25/32" I.D. x 1-1/4" O.D. x 16 ga.		1
** 575 813 R1	6	WASHER, plain, 25/32" I.D. x 1-1/4" O.D. x 11 ga.		1
3041 962 R91	7	COUPLING, self sealing, male half comprising :-		1
3045 135 R1		"O" RING		1
3045 134 R1		SLEEVE, sub. assy.		1
3045 136 R1		SLEEVE, tubular		1
3045 137 R1		SPRING		1
or 705 579 R91	7	COUPLING, self sealing (dowty) male half comprising :-		1
3045 140 R1		"O" RING		1
3045 138 R1		SPRING, locking		1
3045 139 R1		COUPLING, valve (male half)		1
3045 141 R1		VALVE		1
3045 142 R91		SLEEVE, valve assy.		1
705 578 R1	8	CAP, dust, coupling		1
or 3041 963 R1	8	CAP, dust		1
* NOTE : Can only be used when tractor is fitted with Hydraulic Lift attachment (Vary Touch)				
** NOTE : To be used as required				



INDEX TO UNITS

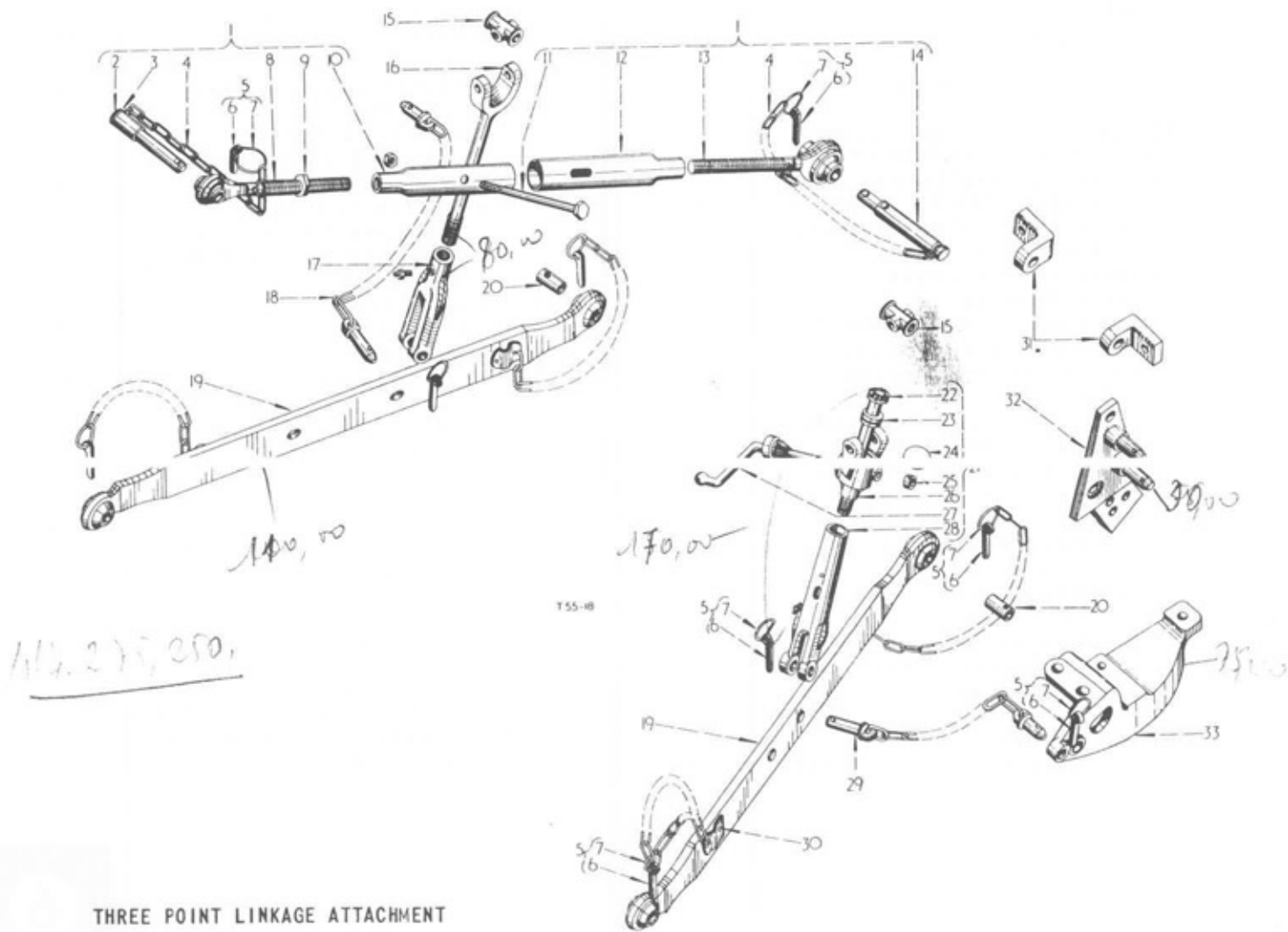
Description	Page	Description	Page
ARRESTOR, spark.....	31B	HOURLMETER.....	13
ACCELERATOR, foot operated (Petrol).....	35	INDICATOR, heat.....	44
(Diesel).....	36	KNUCKLES, steering, fixed tread.	58
AMMETER.....	49	LINKAGE, three point.....	3
AXLE, front and stay rod....	49	LINKAGE, three point (used w/ Vary Touch)	51
front, fixed thread....	56	LINK, check, adjustable.....	5
CAP, safety.....	29	PUMP, hydraulic (8 G.P.M)...	54
CURTAIN, radiator.....	32	PLATE, registration number.....	37
DRAWBAR,	10	PIPE, downswept exhaust.....	39
Three point linkage		P.T.O. CONSTANT RUNNING....	11
(Mech: Depth Control)	6	Dual Clutch and Flywheel....	12
(Vary Touch).....	4A	Gears and Shafts	
FENDERS, rear, Industrial.....	38	Single speed P.T.O.	
FULL FORWARD AND REVERSE..	73	540 and 1000 R.P.M...	26
Clutch Housing (heavy duty		540 and 745 R.P.M....	24
single clutch).....	89	Two speed P.T.O.	
Clutch Shaft, Gear Housing		540 and 745 R.P.M....	20
and Gears.....	83	540 and 1000 R.P.M...	22
Clutch and Flywheel.....	77	Transmission.....	16
Clutch Housing.....	75	Housing, clutch.....	14
Dual Clutch and Flywheel..	12	P.T.O. rear.....	17
Gear Housing and Gears....	83	Shifter, rear.....	19
Gear Shifter Mechanism....	88	P.T.O. rear, standard.....	28
P.T.O. rear.....	17	P.T.O. rear.....	29A
P.T.O. Driving Shaft and		PULLEY, belt.....	30
Gears (1000 R.P.M.)...	79	front P.T.O. drive.....	41
P.T.O. Driving Shaft and		SEAT, de-luxe.....	55
Gears (550 R.P.M.)...	80	SHIELD, belt pulley.....	31B
P.T.O. Driving Shaft and		SINGLE CLUTCH P.T.O. ATTACH.	91
Gears (heavy duty single		Transmission Gears and	
Clutch).....	82	Shafts.....	16
Transmission Gears and		P.T.O. Gears and Shafts...	92
Shafts.....	87	STEERING , power.....	60
Transmission Gears and		Booster.....	63
Shafts (heavy duty single		Cylinder and Valve.....	61
clutch).....	16	Flow Control Valve and Pipes	66
HITCH, automatic.....	7	Front Axle, extension and	
automatic (Vary Touch)	8	stay rod.....	70

ATTACHMENTS



INDEX TO UNITS-continued

Description	Page	Description	Page
STEERING , power contd		WEIGHTS, front end.....	45
Front Wheel Hub.....	72	WEIGHTS, rear wheel.....	42
Knuckles, power steering	67		
SWITCH, starter cut-out.....	31B	WHEEL, front pneumatic tyre	
		and rim.....	44
TRACTORMETER, (Diesel).....	46	WHEEL, rear pneumatic tyre	
(Petrol).....	47	and rim.....	43
WEIGHTS, front wheel.....	40	WHEEL, rear dual.....	41
WEIGHTS, front wheel 5.50 x 16..	39	WHEEL, rear, power adjusted..	45



THREE POINT LINKAGE ATTACHMENT

ATTACHMENTS



Part Number	Ref. No.	Description	Serial Number	No. Req'd.
THREE POINT LINKAGE ATTACHMENT				
				A B
* 707 820 R92		ATTACHMENT, three point linkage (illustrated)		
		(High Hitch Points) - Col.A		1 -
* 706 137 R93		ATTACHMENT, three point linkage		
		(Low Hitch Points) - Col.B		- 1
704 176 R94	1	LINK, top, telescoping, cpte. (comprising		1 1
		1 BOLT 17 926 R1 1 LINK 704 179 R1		
		2 CHAIN 704 184 R93 1 LINK 704 180 R1		
		2 COTTER 704 212 R91 1 NUT 218 445		
		1 EYEBOLT 704 178 R21 1 NUT 704 181 R1		
		1 EYEBOLT 704 177 R21 1 PIN 704 182 R1		
		2 HOOK 704 185 R1 1 PIN 704 183 R1)		
704 183 R1	2	PIN, top link (cat.1)		1 1
704 185 R1	3	HOOK, top link pin		2 2
704 184 R93	4	CHAIN, retaining, top link pin, assy., w/RING		2 2
704 212 R91	5	COTTER, implement, assy. w/COTTER 700 531 R1 and RING 704 187 R1		10 10
700 531 R1	6	COTTER, implement		10 10
704 187 R1	7	RING, clip, implement cotter		10 10
704 178 R21	8	EYEBOLT, top link, assy., (cat.1) w/BALL		1 1
218 445	9	NUT, jam, 1"		1 1
704 180 R1	10	LINK, top, telescoping (half) (cat.1 end)		1 1
17 926 R1	11	BOLT, hex. hd., 1/2" x 7"		1 1
704 181 R1		NUT, pinnacle, 1/2"		1 1
or 3040 353 R1		NUT, self-sealing, 1/2"		1 1
704 179 R1	12	LINK, top, telescoping (half) (cat.2 end)		1 1
704 177 R21	13	EYEBOLT, top link, assy. (cat.2) w/BALL		1 1
704 182 R1	14	PIN, top link (cat.2)		1 1
704 207 R2	15	SWIVEL, lift rod		2 2
119 512		LUBRICATOR, lift rod		1 1
704 541 R3	16	ROD, lift, upper half		1 1
3044 309 R1		PIN, special, std. hd., 5/8" x 3-3/8"		1 1
103 407		PIN, cotter, 3/16" x 1"		1 1
704 542 R5	17	ROD, lift, lower half		1 1
704 208 R93	18	CHAIN, check, assy.		2 2
704 188 R97	19	LINK, lower, assy. w/two HOLDERS 707 071 R12 and two COTTERS 704 212 R91		2 2
704 194 R2	20	BUSH, lower link		2 2
704 196 R95	21	ROD, lift, levelling, cpte. (comprising		1 1
		1 BEARING 704 197 R91 1 NUT 704 205 R3		
		1 BOX 704 195 R4 1 PIN 142 507		
		1 CRANK 704 200 R32 1 PLUG 172 580		
		1 COLLAR 704 203 R1 1 ROD 704 198 R1)		
		2 LUBRICATOR 119 512		
704 198 R1	22	ROD, levelling		1 1

ATTACHMENTS

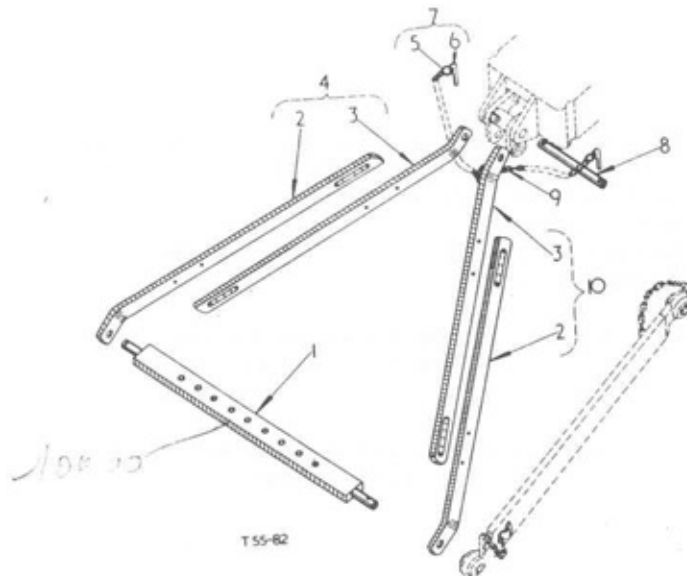


Part Number	Ref. No.	Description	Serial Number	No. Req'd.
THREE POINT LINKAGE ATTACHMENT -continued				
				A B
704 197 R91	23	BEARING, ball, thrust, 20 mm		1 1
704 201 R91	23	BEARING, ball, thrust, 20 mm		1 1
704 202 R91	23	BEARING, ball, thrust, 20 mm		1 1
172 580	24	PLUG, expansion, 1-7/8" O.D.		1 1
704 203 R1	25	COLLAR, levelling control crank		1 1
142 507		PIN, groove, type 1, 3/16" x 7/8"		1 1
704 195 R4	26	BOX, levelling		1 1
119 512		LUBRICATOR, 7/16"		1 1
704 200 R32	27	CRANK, levelling control		1 1
704 205 R3	28	NUT, levelling rod		1 1
119 512		LUBRICATOR, 7/16"		1 1
704 208 R93	29	CHAIN, check, assy.		2 2
707 071 R12	30	HOLDER, lynch pin, cpte., w/CHAIN		4 4
704 779 R3	31	BRACKET, check chain, inner		2 2
17 349 R1		BOLT, hex. hd., 1/2" x 1-1/16"		2 2
103 323		WASHER, lock, 1/2"		2 2
707 817 R91	32	PLATE, support, drawbar, cpte., R.H. (illustrated)		1 -
707 816 R91	32	PLATE, support, drawbar, cpte., L.H.		1 -
704 052 R12	32	PLATE, support, drawbar, cpte., R.H.		- 1
704 051 R12	32	PLATE, support, drawbar, cpte., L.H.		- 1
271 606		CAPSCREW, hex. hd., 3/4" x 1-3/8"		4 4
114 610		WASHER, lock, external tooth, 3/4"		4 4
707 815 R1	33	BRACKET, check chain, R.H. (illustrated)		1 -
707 814 R1		BRACKET, check chain, L.H.		1 -
704 214 R2		BRACKET, check chain, R.H.		- 1
704 213 R2		BRACKET, check chain, L.H.		- 1
102 639		NUT, hex., 3/8"		4 4
103 325		WASHER, lock, 5/8"		4 4
709 307 R92		EYEBOLT, top link, assy., (cat.1) (comprising		X X
		1 CHAIN 704 184 R92 1 HOOK 704 185 R1		
		1 COTTER 704 212 R91 1 PIN 704 183 R1		
		1 EYEBOLT 704 178 R21 1 NUT 218 445)		
709 308 R92		EYEBOLT, top link, assy., (cat. 2) (comprising		X X
		1 CHAIN 704 184 R92 1 HOOK 704 185 R1		
		1 COTTER 704 212 R91 1 PIN 704 182 R1)		
		1 EYEBOLT 704 177 R21		
704 190 R51		END, lower link, cpte., (cat.1)		X X

ATTACHMENTS



Part Number	Ref. No.	Description	Serial Number	No. Req'd.				
THREE POINT LINKAGE ATTACHMENT-continued								
704 191 R51		END, lower link, cpte., (cat. 2) *NOTE : Used only with hydraulic lift attachment (Mechanical Depth Control) **NOTE : Not required when drawbar attachment fitted		<table style="width: 100%; border: none;"> <tr> <td style="width: 50%; border: none;">A</td> <td style="width: 50%; border: none;">B</td> </tr> <tr> <td style="border: none;">X</td> <td style="border: none;">X</td> </tr> </table>	A	B	X	X
A	B							
X	X							



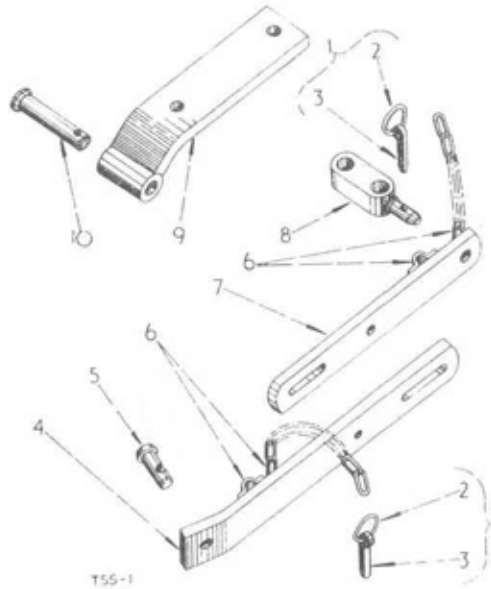
Part Number	Ref. No.	Description	Serial Number	No. Req'd.
THREE POINT LINKAGE DRAWBAR ATTACHMENT				
3049 064 R91		ATTACHMENT, three point linkage drawbar		1
751 764 R1	1	DRAWBAR		1
751 765 R1	2	STRUT, lower half		2
179 884		BOLT, hex. hd., 1/2" x 1-3/8"		2
102 637		NUT, hex., 1/2"		2
103 323		WASHER, lock, 1/2"		2
103 343		WASHER, plain, 17/32" I.D. x 1-1/16" O.D. x .095		2

ATTACHMENTS



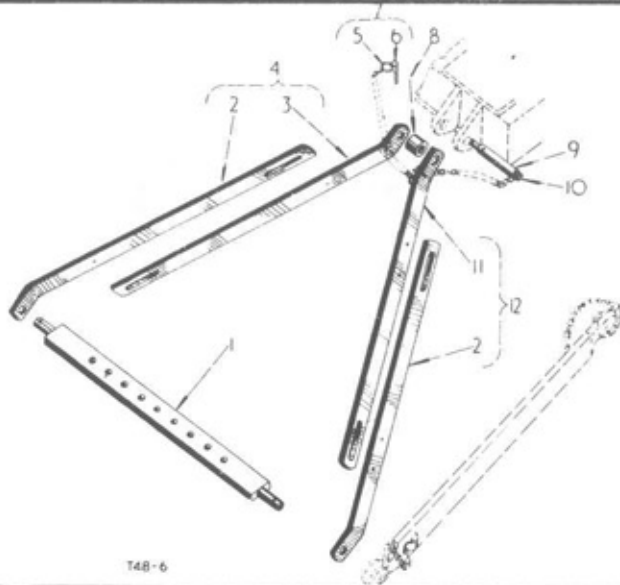
Part Number	Ref. No.	Description	Serial Number	No. Req'd.
THREE POINT LINKAGE DRAWBAR ATTACHMENT -continued				
751 766 R1	3	STRUT, upper half		2
751 769 R91	4	STRUT, L.H. cpte. (comprising 2 BOLT 179 884 1 STRUT 751 765 R1 2 NUT 102 637 2 WASHER 103 323 1 STRUT 751 766 R1 2 WASHER 103 343)		1
704 187 R1	5	RING, clip, implement cotter		2
700 531 R1	6	COTTER, implement		2
704 212 R91	7	COTTER, implement, cpte., w/COTTER 700 531 R1 and RING 704 187 R1		2
3049 067 R1	8	SHAFT, crank, top link		1
3049 066 R91	9	STRUT, R.H. upper half, cpte., w/STRUT 751 766 R1 and COTTER 704 212 R91 114 884 BOLT, hex. hd., 1/2" x 1-3/8" 102 637 NUT, hex., 1/2" 103 343 WASHER, 17/32" I.D. x 1-1/16" O.D. x .095 103 323 WASHER, lock, 1/2"		1 2 2 2 2
3049 065 R91	10	STRUT, R.H. cpte., w/STRUT 3049 066 R91 and STRUT 751 765 R1 * NOTE : Used only with Hydraulic Lift Attachment (Vary Touch)		1

ATTACHMENTS

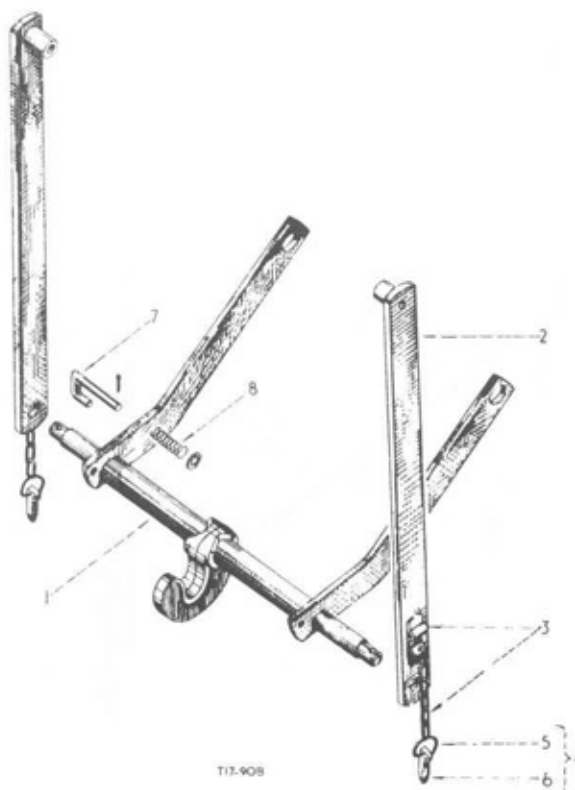


Part Number	Ref. No.	Description	Serial Number	No. Req'd.	
ADJUSTABLE CHECK LINK ATTACHMENT					
			A	B	C
*3044 311 R91		ATTACHMENT, adjustable check link - Col. A	1	-	-
**		ATTACHMENT, adjustable check link - Col. B (factory application)	-	1	-
** 707 067 R91		ATTACHMENT, adjustable check link - Col. C	-	-	1
704 212 R91	1	PIN, lynch, cpte. w/COTTER 700 531 R1 and RING 704 187 R1	2	2	2
704 187 R1	2	RING, clip, implement cotter	2	2	2
700 531 R1	3	COTTER, implement	2	2	2
707 069 R12	4	ADJUSTER, check link, outer, cpte. w/HOLDER 707 071 R12 and PIN 704 212 R91	1	1	1
17 473 R1		BOLT, hex. hd., 1/2" x 1-1/2"	2	2	2
102 637		NUT, hex., 1/2"	2	2	2
103 323		WASHER, lock, 1/2"	2	2	2
16 038 R1		WASHER, plain, 17/32" I.D. x 1" O.D. x 11 ga.	2	2	2
707 072 R1	5	PIN, attaching, check link	1	1	1
707 071 R12	6	HOLDER, lynch pin, cpte.	2	2	2
707 068 R12	7	ADJUSTER, check link, inner, cpte. w/HOLDER 707 071 R12 and PIN 704 212 R91	1	1	1
707 070 R1	8	BRACKET, check link	-	1	1
17 579 R1		BOLT, hex. hd., 3/4" x 2-1/2"	-	2	2
220 081		NUT, hex., 3/4"	-	2	2
103 326		WASHER, lock, 3/4"	-	2	2
3044 312 R91	9	BRACKET, check link, cpte.	1	-	-
17 956 R1		BOLT, hex. hd., 5/8" x 7-3/4"	2	-	-
3044 315 R1	10	PIN, check link bracket	1	-	-
707 073 R91		LINK, lower	-	1	-
*NOTE: To be used on tractors already fitted with Three Point Linkage attachment (Draft Control)					
**NOTE: To be used on tractors fitted with Three Point Linkage attachment (High and Low Hitch Points)					

ATTACHMENTS

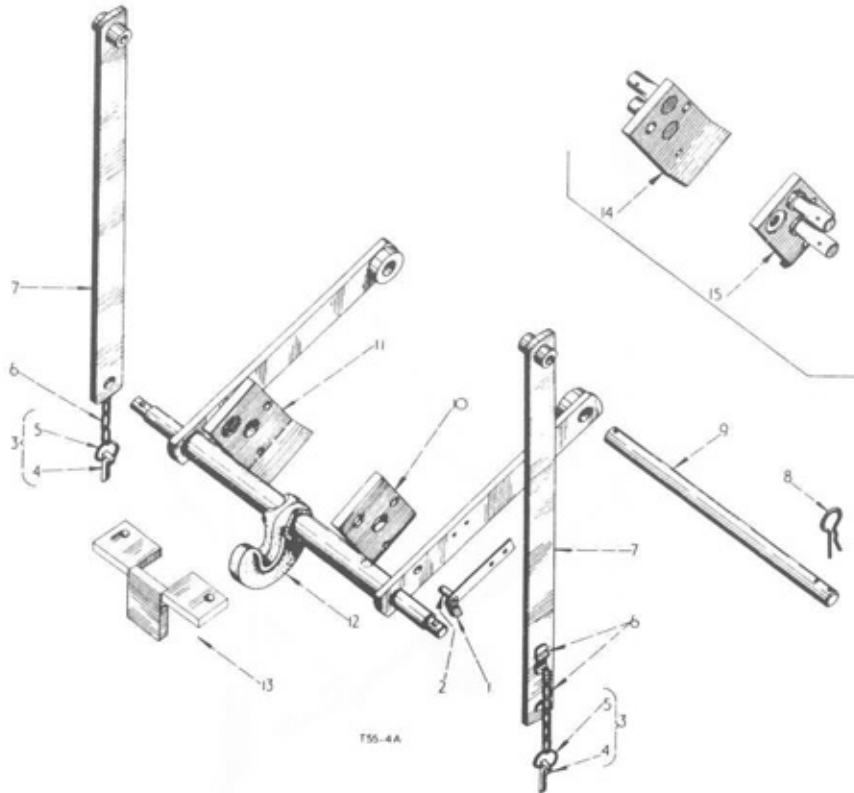


Part Number	Ref. No.	Description	Serial Number	No. Req'd.
THREE POINT LINKAGE DRAWBAR ATTACHMENT				
751 763 R91		ATTACHMENT, three point linkage drawbar		1
751 764 R1	1	DRAWBAR		1
751 765 R1	2	STRUT, lower half		2
179 884		BOLT, hex. hd., 1/2" x 1-3/8"		2
102 637		NUT, hex., 1/2"		2
103 323		WASHER, lock, 1/2"		2
103 343		WASHER, plain, 17/32" I.D. x 1-1/16" O.D. x .095		2
751 766 R1	3	STRUT, upper half		1
751 769 R91	4	STRUT, L.H., cpte. (comprising		1
		2 BOLT 179 884 1 STRUT 751 765 R1		
		2 NUT 102 637 2 WASHER 103 323		
		1 STRUT 751 766 R1 2 WASHER 103 343)		
700 531 R1	6	COTTER, implement		1
704 212 R91	7	COTTER, implement, cpte., w/COTTER 700 531 R1 and RING 704 187 R1		1
751 768 R1	8	SPACER, drawbar strut		1
704 185 R1	9	HOOK, top link pin		1
794 182 R1	10	PIN, top link		1
751 766 R11	11	STRUT, R.H. upper half, cpte., w/COTTER 704 212 R91, HOOK 704 185 R1 and PIN 704 182 R1		1
179 883		BOLT, hex. hd., 1/2" x 1-1/4"		2
102 637		NUT, hex., 1/2"		2
103 323		WASHER, lock, 1/2"		2
751 770 R91	12	STRUT, R.H., cpte. (comprising		1
		2 BOLT 179 883 1 STRUT 751 765 R1		
		2 NUT 102 637 2 WASHER 103 323)		
		1 STRUT 751 766 R11		
*NOTE: Used only with Hydraulic Lift attachment (Mechanical Depth Control)				



Part Number	Ref. No.	Description	Serial Number	No. Req'd.
AUTOMATIC HITCH ATTACHMENT				
*704 275 R91		ATTACHMENT, automatic hitch		1
704 278 R31	1	HOOK, trailer, cpte.		1
704 276 R21	2	LINK, lift, automatic hitch, cpte., w/HOLDER 707 071 R12 and COTTER 704 212 R91		2
707 071 R12	3	HOLDER, linch pin, cpte., with chain		2
704 212 R91	4	COTTER, implement, cpte., w/COTTER 700 531 R1 and RING 704 187 R1		2
704 187 R1	5	RING, clip, implement cotter		2
700 531 R1	6	COTTER, implement		2
704 281 R1	7	PIN, retainer, automatic hitch		1
704 282 R2	8	SPRING, retainer, automatic hitch		1
103 385		PIN, cotter, 1/8" x 1"		1
575 808 R1		WASHER, plain, 19/32" I.D x 1" O.D. x 16 ga.		1
* NOTE : Can only be used when tractor is fitted with hydraulic lift attachment (Mechanical Depth Control) and drawbar attachment.				

ATTACHMENTS



Part Number	Ref. No.	Description	Serial Number	No. Req'd.
-------------	----------	-------------	---------------	------------

AUTOMATIC HITCH ATTACHMENT

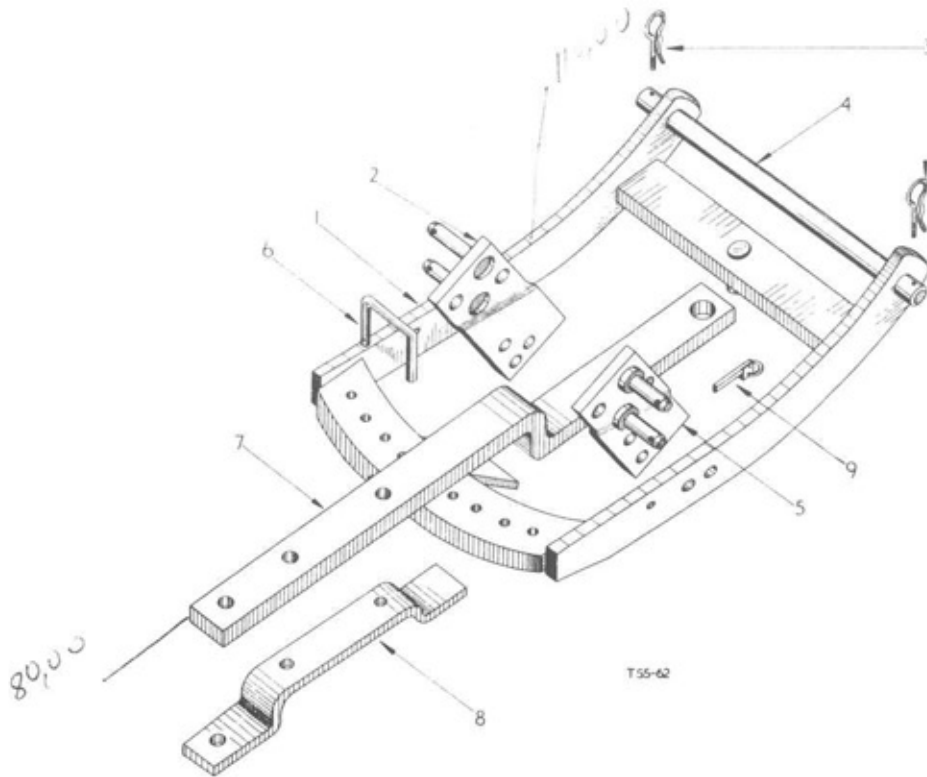
				A	B
*3044 316 R91		ATTACHMENT, automatic hitch - Col. A		1	-
**3044 320 R91		ATTACHMENT, automatic hitch - Col. B		-	-
3044 325 R91	1	LATCH, hook parking, cpte. w/LATCH 3044 326 R1		1	1
179 791		BOLT, hex. hd., 1/4" x 1/2"		2	2
103 319		WASHER, lock, 1/4"		2	2
3044 326 R1	2	LATCH, hook parking		1	1
704 212 R91	3	COTTER, implement, cpte. w/COTTER 700 531 R1 and RING 704 187 R1		2	2
700 531 R1	4	COTTER, implement		2	2
704 187 R1	5	RING, implement cotter clip		2	2
707 071 R12	6	HOLDER, lynch pin, cpte.		2	2
704 276 R21	7	LINK, automatic hitch lift, cpte. w/COTTER 704 212 R91 and HOLDER 707 071 R12		2	2
700 387 R1	8	CLIP, spring		2	2
704 058 R1	9	PIN, drawbar frame		1	1
3044 320 R1	10	PLATE, hook guide, R.H.		-	1
271 606		SCREW, cap, hex. hd., 3/4" x 1-3/8"		2	2
114 610		WASHER, lock, external tooth, 3/4"		2	2

ATTACHMENTS



Part Number	Ref. No.	Description	Serial Number	No. Req'd.
AUTOMATIC HITCH ATTACHMENT continued				
3044 319 R1	11	PLATE, hook guide, L.H.		- 1
271 606		SCREW, cap, hex. hd., 3/4" x 1-3/8"		2 2
114 610		WASHER, lock, external tooth, 3/4"		2 2
3044 321 R91	12	HOOK, trailer, cpte.		1 1
3048 125 R91	13	RETAINER, trailer hitch, cpte.		1 1
271 560		BOLT, hex. hd., 5/8" x 1-3/4"		2 2
103 325		WASHER, lock, 5/8"		2 2
3044 317 R91	14	PLATE, hook, guide, cpte. L.H.		1 -
3044 318 R91	15	PLATE, hook, guide, cpte. R.H.		1 -
<p>*NOTE: Used with hydraulic lift attachment and Three point linkage (Vary Touch)</p> <p>**NOTE: Used with hydraulic lift attachment only (Vary Touch)</p>				

ATTACHMENTS



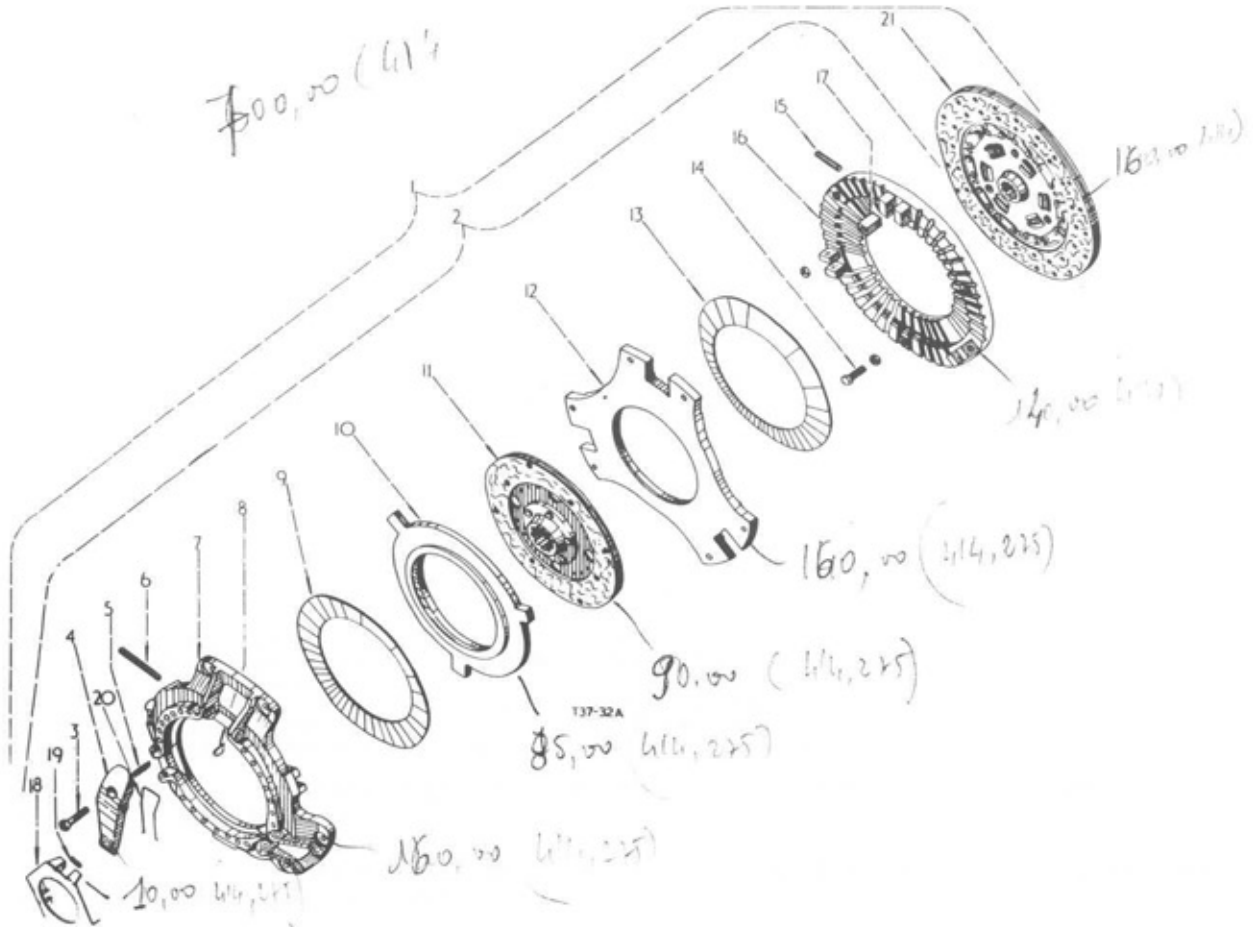
Part Number	Ref. No.	Description	Serial Number	No. Req'd.
DRAWBAR				
3044 439 R91		ATTACHMENT, drawbar		1
704 022 R92	1	FRAME, drawbar, cpte.		1
179 952		BOLT, hex. hd., 3/4" x 2"		2
220 081		NUT, hex., 3/4"		2
103 326		WASHER, lock, 3/4"		2
704 051 R12	2	PLATE, support, drawbar, L.H. cpte.		1
271 606		SCREW, cap, hex. hd., 3/4" x 1-3/8"		2
114 610		WASHER, lock, external tooth, 3/4"		2
700 387 R1	3	CLIP, spring		2
704 058 R1	4	PIN, drawbar frame		1
704 052 R12	5	PLATE, support, drawbar, R.H. cpte.		1
271 606		SCREW, cap, hex. hd., 3/4" x 1-3/8"		2
114 610		WASHER, lock, external tooth, 3/4"		2
704 061 R5	6	PIN, stop, swinging drawbar		1
720 631 R1		PIN, cotter		1
704 059 R1	7	DRAWBAR, swinging		1
271 564		BOLT, hex. hd., 5/8" x 2-1/2"		2
102 639		NUT, hex. 5/8"		2
103 325		WASHER, lock, 5/8"		2
704 060 R1	8	CLEVIS, drawbar		1
704 212 R91	9	COTTER, implement, cpte.		1
700 531 R1		COTTER, implement		1
704 187 R1		RING, clip, implement cotter		1

ATTACHMENTS



Part Number	Ref. No.	Description	Serial Number	No. Req'd.
CONSTANT RUNNING P.T.O. ATTACHMENT				
		<p>ATTACHMENT, two speed constant running P.T.O. (factory application)</p> <p style="padding-left: 40px;">(540 and 1,000 r.p.m.) (540 and 745 r.p.m.)</p> <p style="padding-left: 40px;">comprising:-</p> <p style="padding-left: 40px;">Clutch Housing (see detail list) Dual Clutch and Flywheel (see detail list) Rear P.T.O. (see detail list) Transmission Gears and Shafts (see detail list) Two Speed P.T.O. Gears and Shafts (see detail list) Two Speed P.T.O. Shifter (see detail list)</p>		X
		<p>ATTACHMENT, single speed constant running P.T.O. (factory application)</p> <p style="padding-left: 40px;">(540, 745 and 1,000 r.p.m.)</p> <p style="padding-left: 40px;">comprising:-</p> <p style="padding-left: 40px;">Clutch Housing (see detail list) Dual Clutch and Flywheel (see detail list) Rear P.T.O. (see detail list) Single Speed P.T.O. Gears and Shafts (see detail list) Transmission Gears and Shafts (see detail list)</p>		X
3049 392 R91		PACKAGE, conversion from 545 r. p. m. single speed to 745 r. p. m. single speed		X
3049 393 R91		PACKAGE, conversion from 745 r. p. m. single speed to 545 r. p. m. single speed		X
3049 394 R91		PACKAGE, from from 545/745 r. p. m. dual speed to 545/1000 r. p. m. dual speed		X
3049 395 R91		PACKAGE, conversion from 545/1000 r. p. m. dual speed to 545/745 r. p. m. dual speed		X
3049 396 R91		PACKAGE, conversion from 745 or 545 r. p. m. single speed to 545/745 r. p. m. dual speed		X
3049 397 R91		PACKAGE, conversion from 745 or 545 r. p. m. single speed to 545/100 r. p. m. dual speed		X

ATTACHMENTS

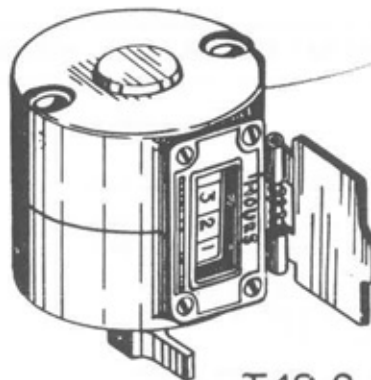


Part Number	Ref. No.	Description	Serial Number	No. Req'd.
DUAL CLUTCH AND FLYWHEEL				
CONSTANT RUNNING P.T.O. ATTACHMENT				
FULL FORWARD AND REVERSE ATTACHMENT				
3044 004 R91	1	CLUTCH, auburn, dual, cpte. comprising:- 1 COVER 3047 747 R91 1 PLATE 3047 748 R91		1
179 821 103 320		BOLT, hex. hd., 5/16" x 1-3/8" WASHER, lock, 5/16"		6 6
3047 747 R91	2	COVER, assy. comprising:-		1
709 651 R1	3	SCREW, adjusting		3
709 650 R1	4	LEVER, clutch		3
709 654 R1	5	SPRING, anchor clip		3
3047 750 R1	6	PIN, pivot		3
709 642 R2	7	COVER		1
3047 600 R1	8	SPRING, hair pin		3

ATTACHMENT



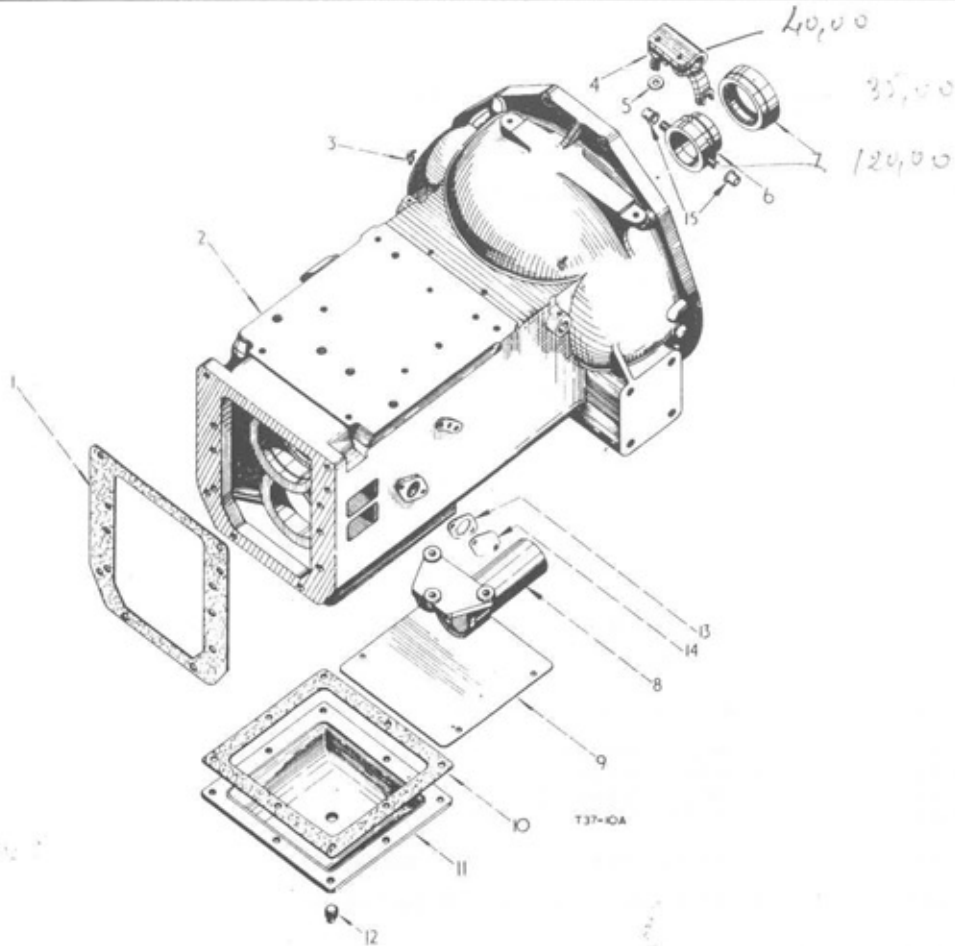
Part Number	Ref. No.	Description	Serial Number	No. Req'd.
DUAL CLUTCH AND FLYWHEEL-continued				
709 646 R1	9	SPRING, belleville (9" clutch)		1
709 644 R1	10	PLATE, pressure (9" clutch)		1
709 640 R92	11	PLATE, 9" driven, assy.		1
709 643 R1	12	PLATE, flywheel		1
709 645 R1	13	SPRING, belleville (main drive)		1
709 652 R1	14	SCREW, set		3
709 653 R1		NUT, lock		6
709 648 R1	15	PIN, rod end		3
3047 601 R1	16	PLATE, pressure (main drive)		1
709 647 R1	17	END, rod		3
3045 527 R1	18	RING, release		1
3045 529 R1		PIN, split		3
3045 530 R1	19	SLEEVE		3
3045 528 R1	20	SPRING		3
3047 748 R91	21	PLATE, 11" driven, assy.		1
3045 089 R11		FLYWHEEL (Petrol)		1
3044 003 R11		FLYWHEEL (Diesel)		1
709 515 R1		BOLT, flywheel		4
709 516 R1		LOCK, flywheel bolt		2
3047 749 R91		PACKAGE, service, clutch facing 11"		1
3041 390 R91		PACKAGE, service, clutch facing 9"		1



T48-9

Part Number	Ref. No.	Description	Serial Number	No. Req'd.
HOURMETER ATTACHMENT				
3042 471 R91		ATTACHMENT, hourmeter (D.P.A. Pumps only)		1
3042 472 R92	1	HOURMETER, cpte.		1
179 806		BOLT, hex. hd., 1/4" x 2-1/4"		2

ATTACHMENTS



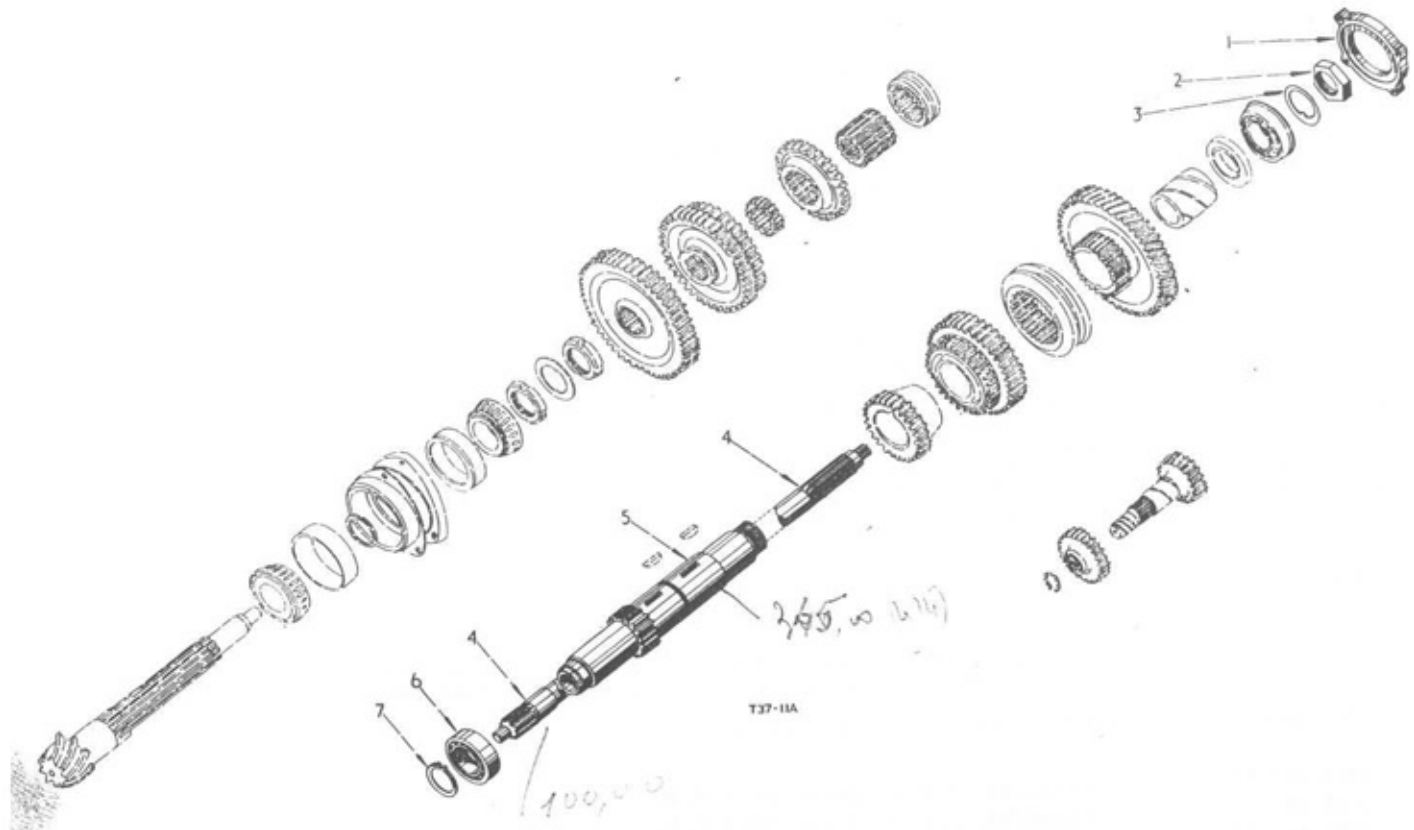
Part Number	Ref. No.	Description	Serial Number	No. Req'd.
CONSTANT RUNNING P.T.O. ATTACHMENT				
CLUTCH HOUSING				
751 124 R1	1	GASKET, clutch housing to trans.case		1
3044 048 R11	2	HOUSING, clutch, cpte., w/two LUBRICATORS 109 462 and four PLUGS 103 868		1
705 565 R1		BOLT, hex. hd., 1/2" x 1-1/2"		8
751 123 R1		BOLT, hex. hd., 1/2" x 1-3/4"		2
705 566 R1		BOLT, hex. hd., 1/2" x 1-7/8"		7
103 323		WASHER, lock, 1/2"		17
109 462	3	LUBRICATOR, angle, 1/8" PT - 90°		2
3044 005 R1	4	FORK, clutch release		1
708 732 R1		BOLT, clutch release fork		2
103 320		WASHER, lock		2
3047 229 R1	5	KEY, clutch release		1
3045 086 R1	6	SLEEVE, clutch release bearing		1
751 133 R94	7	BEARING, clutch release		1
or 3040 892 R91	7	BEARING, clutch release		1
3045 087 R1	8	BRACKET, clutch release bearing sleeve		1
179 860		BOLT, hex. hd., 7/16" x 1-1/4"		3
103 322		WASHER, lock, 7/16"		3

ATTACHMENTS



Part Number	Ref. No.	Description	Serial Number	No. Req'd.
CONSTANT RUNNING P.T.O. ATTACHMENT - continued				
751 125 R1 179 833 103 321	9	COVER, hand hole, housing BOLT, hex. hd., 3/8" x 1-1/2" WASHER lock		1 4 4
751 126 R1	10	GASKET, cover plate, P.T.O. gearbox		1
751 127 R1 179 838 103 321	11	PLATE, cover, P.T.O. gearbox BOLT, hex. hd., 3/8" x 7/8" WASHER, lock, 3/8"		1 8 8
103 868 or 219 199	12 12	PLUG, pipe, 1/2" N.P.T. (cast iron) PLUG, pipe, 1/2" N.P.T. (malleable)		1 1
* 751 130 R1	13	GASKET, P.T.O. shifter hole cover plate		1
* 751 131 R1 * 179 795 * 103 319	14	PLATE, cover, P.T.O. shifter hole BOLT, hex. hd., 1/4" x 3/4" WASHER, lock, 1/4"		1 2 2
3045 088 R1 3045 532 R91	15	INSERTS, clutch release PACKAGE, service (comprising 1 CARRIER 3045 087 R1 2 INSERT 3045 088 R1 1 FORK 3044 005 R1 1 SLEEVE 3045 086 R1		2 X
751 443 R1		PIN, dowel (clutch housing)		2
1026 425 R1 1026 437 R1 1026 441 R1		TRANSFER, P.T.O. speed, 545 R.P.M. TRANSFER, P.T.O. speed, 745 R.P.M. TRANSFER, P.T.O. speed, 1000 R.P.M.		1 1 1
1026 433 R1 1026 429 R1		TRANSFER, P.T.O. speed, 545 and 1000 R.P.M. TRANSFER, P.T.O. speed, 545 and 745 R.P.M.		1 1
* NOTE : Used only with Single Speed Constant Running P.T.O. Attachment.				

ATTACHMENTS

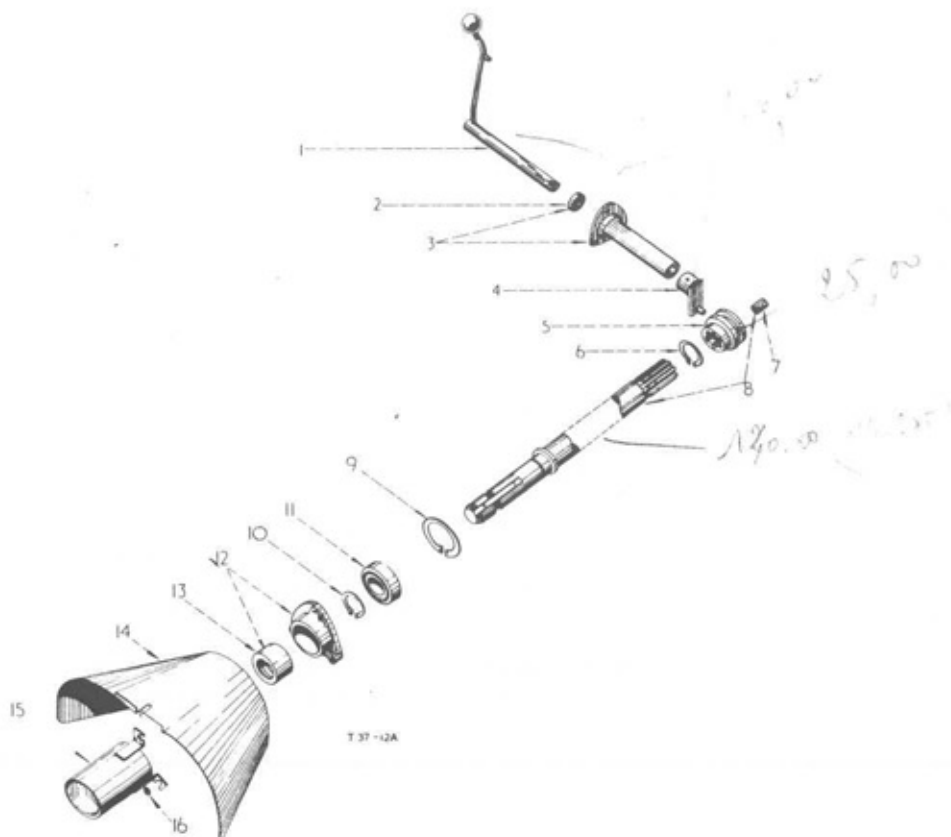


Part Number	Ref. No.	Description	Serial Number	No. Req'd.
-------------	----------	-------------	---------------	------------

TRANSMISSION GEARS AND SHAFTS

CONSTANT RUNNING P. T. O. ATTACHMENT HEAVY DUTY SINGLE CLUTCH ATTACHMENT SINGLE CLUTCH P. T. O. ATTACHMENT				
751 150 R1	1	RETAINER, front bearing, transmission countershaft		1
179 840		BOLT, hex. hd., 3/8" x 1-1/8"		4
103 321		WASHER, lock, 3/8"		4
751 065 R1	2	NUT, lock, countershaft front bearing		1
751 066 R1	3	WASHER, lock, countershaft front bearing		1
751 141 R1	4	SHAFT, P. T. O. front		1
3043 992 R11	5	COUNTERSHAFT, transmission and first speed gear, cpte. w/BUSH 751 161 R1		1
751 063 R91	6	BEARING, ball, transmission countershaft, rear (R & M)		1
or 3040 830 R91	6	BEARING, ball, transmission countershaft, rear (Fischer)		1
751 638 R1	7	CIRCLIP, transmission countershaft rear bearing retaining		1
751 161 R1		BUSH, P. T. O. shaft		1

ATTACHMENTS

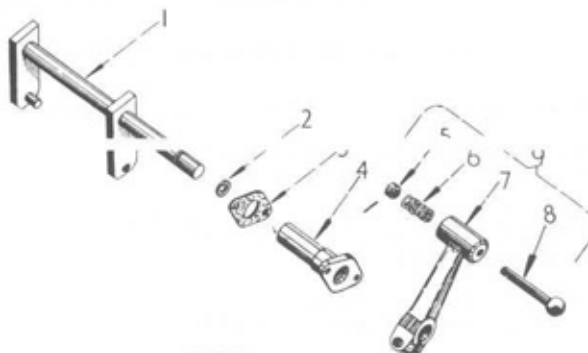


Part Number	Ref. No.	Description	Serial Number	No. Req'd.
REAR P.T.O.				
CONSTANT RUNNING P.T.O. ATTACHMENT				
FULL FORWARD AND REVERSE ATTACHMENT				
3048 404 R11	1	LEVER, shifter, P.T.O. rear clutch, cpte.		1
704 393 R91	2	OIL SEAL, P.T.O. shifter bracket		1
or 704 394 R91	2	OIL SEAL, P.T.O. shifter bracket		1
704 392 R21	3	BRACKET, P.T.O. rear clutch, cpte., w/OIL SEAL 704 393 R91		1
179 838		BOLT, hex. hd., 3/8" x 7/8"		3
103 321		WASHER, lock, 3/8"		3
751 115 R91	4	SHIFTER, P.T.O., cpte.		1
142 508		PIN, groove, type 1, 3/16" x 1-1/4"		1
751 113 R1	5	CLUTCH, rear, P.T.O. shaft		1
751 117 R1	6	CIRCLIP, P.T.O. shaft rear clutch		1
48 594 DA	7	BUSH, P.T.O. rear shaft		1
* 751 114 R21	8	SHAFT, P.T.O. rear, cpte., w/BUSH 48 594 DA		1
** 3041 863 R11	8	SHAFT, P.T.O. rear, cpte., w/BUSH 48 594 DA		1
704 385 R1	9	CIRCLIP, (internal 72 mm)		1
708 541 R1	10	CIRCLIP, P.T.O. shaft rear bearing		2
705 750 R91	11	BEARING, O.T.O. shaft rear		1
or 76 491 H	11	BEARING, P.T.O. shaft rear		1
or 700 311 R91	11	BEARING, P.T.O. shaft rear		1

ATTACHMENTS



Part Number	Ref. No.	Description	Serial Number	No. Req'd.
REAR P. T. O.				
704 387 R11 179 819 103 340	12	RETAINER, P.T.O. oil seal, cpte., w/OIL SEAL 45 702 D BOLT, hex. hd., 5/16" x 1-1/8" WASHER, plain, 11/32" I.D. x 11/16" O.D. x 16 ga.		1 3 3
45 702 D	13	OIL SEAL, P.T.O.		1
or 708 107 R91	13	OIL SEAL, P.T.O.		1
or 708 580 R91	13	OIL SEAL, P.T.O.		1
** 3041 864 R11	14	SHIELD, safety, P.T.O., cpte.		1
• 704 395 R96	14	SHIELD, safety, P.T.O., cpte.		1
179 816		BOLT, hex. hd., 5/16" x 3/4"		3
103 320		WASHER, lock, 5/16"		3
3041 319 R11	15	CAP, safety, P.T.O., cpte.	} domestic machines only	1
or 751 471 R91	15	CAP, safety, P.T.O., cpte.		1
751 472 R1	16	WASHER, special		
<p>*NOTE : Applicable for single speed attachments 540, 745 r. p. m. all two speed attachments and Full Forward and Reverse 550 r. p. m.</p> <p>**NOTE : Applicable for single speed attachments 1,000 r. p. m. and Full Forward and Reverse 1,000 r. p. m.</p>				



T37-15

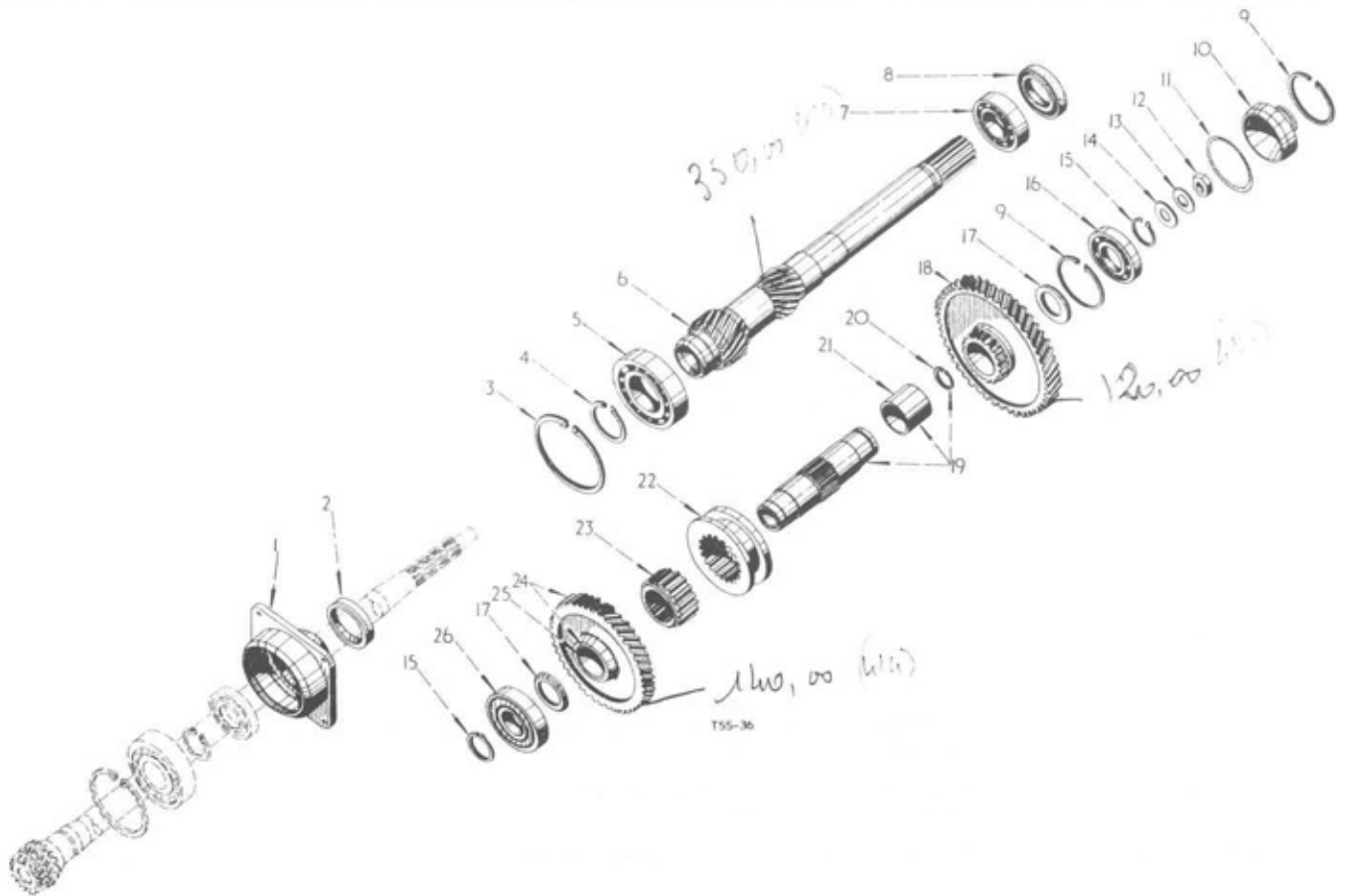
TWO SPEED CONSTANT RUNNING P.T.O. ATTACHMENT
- TWO SPEED P.T.O. SHIFTER



ATTACHMENTS

Part Number	Ref. No.	Description	Serial Number	No. Req'd.
TWO SPEED CONSTANT RUNNING P.T.O ATTACHMENT				
TWO SPEED P.T.O SHIFTER				
751 169 R11	1	FORK, gear shifter, cpte.		1
751 172 R1	2	"O" RING, gear shifter fork		1
751 130 R1	3	GASKET, gear shifter fork bracket		1
751 173 R1	4	BRACKET, gear shifter fork		1
179 795		BOLT, hex. hd., 1/4" x 3/4"		2
103 319		WASHER, lock, 1/4"		2
3041 395 R1	5	SLEEVE, clutch shifter lever		1
17 087 R1		PIN, roll, 3/32" x 9/16"		1
3041 396 R1	6	SPRING, clutch operating lever		1
3041 393 R1	7	LEVER, operating, P.T.O. clutch		1
3041 394 R1	8	KNOB, clutch shifter lever		1
3041 392 R91	9	LEVER, operating P.T.O. clutch, cpte. (comprising		1
		1 KNOB 3041 394 R1 1 SLEEVE 3041 395 R1		
		1 LEVER 3041 393 R1 1 SPRING 3041 396 R1)		
		1 PIN 17 087 R1		
17 446 R1		BOLT, hex. hd., 3/8" x 1-1/4"		1
103 321		WASHER, lock, 3/8"		1
1026 310 R1		TRANSFER, 2 speed, P.T.O. gear lever		1

ATTACHMENTS



Part Number	Ref. No.	Description	Serial Number	No. Req'd.
-------------	----------	-------------	---------------	------------

TWO SPEED CONSTANT RUNNING P.T.O ATTACHMENT

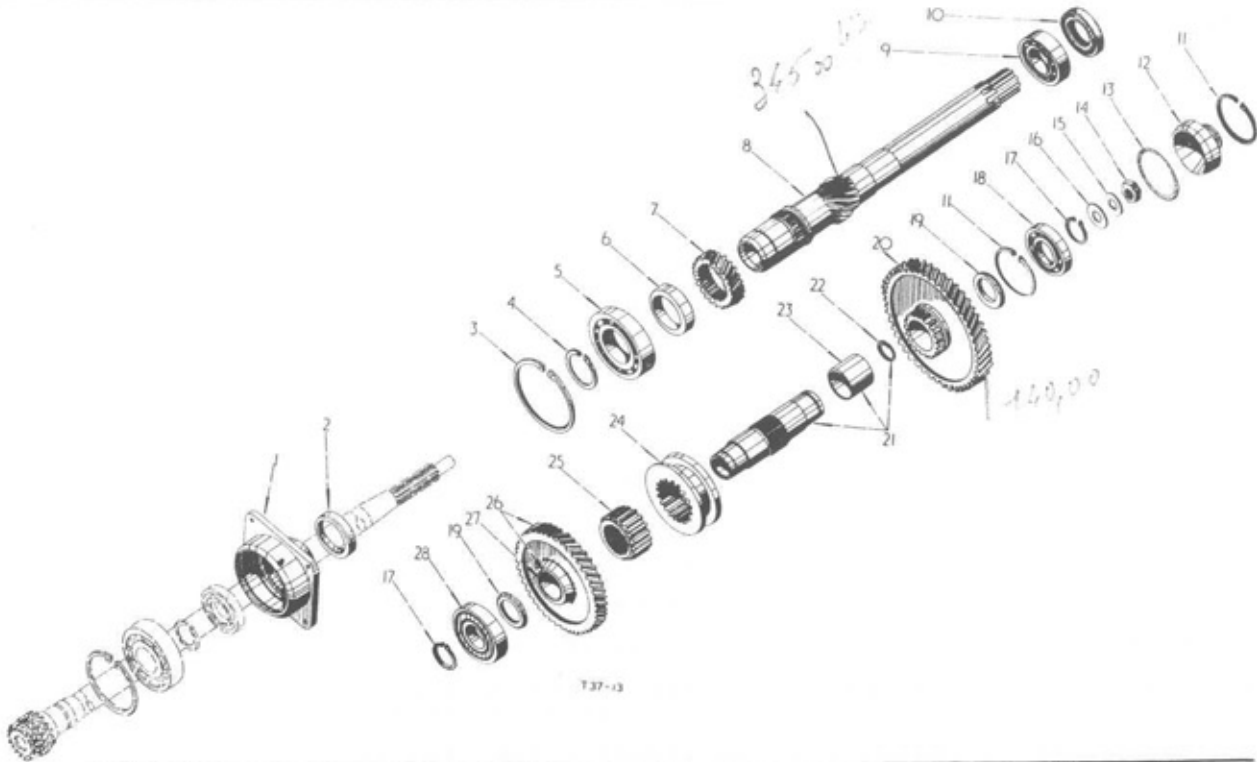
TWO SPEED P.T.O GEARS AND SHAFTS (540 and 745 r.p.m.)				
751 077 R1	1	CAGE, bearing transmission driving shaft		1
751 140 R91	2	OIL SEAL, P.T.O driving shaft, rear		1
or 3042 160 R91	2	OIL SEAL, P.T.O driving shaft, rear		1
703 911 R1	3	CIRCLIP, P.T.O driving shaft, rear bearing retainer (110mm internal)		1
or 933 078 R1	3	RING, locking		1
703 696 R1	4	CIRCLIP, P.T.O driving shaft rear bearing retainer (60mm external)		1
287 048 R91	5	BEARING, P.T.O driving shaft, rear (Fischer)		1
or 700 515 R91	5	BEARING, P.T.O driving shaft, rear (R&M)		1
or 700 513 R91	5	BEARING, P.T.O driving shaft, rear (Fischer)		1
or 85 662 H	5	BEARING, P.T.O driving shaft, rear (SKF)		1
or 289 104 R91	5	BEARING, P.T.O driving shaft, rear (MRC)		1
or ST 269 A	5	BEARING, P.T.O driving shaft, rear (IH)		1
3045 897 R1	6	SHAFT, driving, P.T.O (19 and 15 teeth)		1
704 235 R91	7	BEARING, P.T.O driving shaft, front		1
or 704 234 R91	7	BEARING, P.T.O driving shaft, front		1
or 20 161 D	7	BEARING, P.T.O driving shaft, front		1

ATTACHMENTS



Part Number	Ref. No.	Description	Serial Number	No. Req'd.
TWO SPEED CONSTANT RUNNING P.T.O. ATTACHMENT - continued				
704 229 R91	8	OIL SEAL, P.T.O driving shaft, front		1
or 3042 159 R91	8	OIL SEAL, P.T.O driving shaft, front		1
751 149 R1	9	CIRCLIP, P.T.O front bearing, retaining (85mm internal)		1
751 148 R3	10	CAP, P.T.O front bearing		1
751 147 R1	11	"O" RING, P.T.O front bearing cap		1
219 753	12	NUT, lock, P.T.O shaft, front, 3/4" UNF		1
751 143 R1	13	WASHER, locking, P.T.O shaft, front		1
751 142 R1	14	WASHER, retaining, P.T.O shaft, front		1
751 146 R1	15	CIRCLIP, countershaft bearing retaining (45mm external)		2
704 327 R91	16	BEARING, P.T.O countershaft, front (R&M)		1
or 703 644 R91	16	BEARING, P.T.O countershaft, front (Fischer)		1
or 42 454 H	16	BEARING, P.T.O countershaft, front (SKF)		1
751 167 R1	17	SPACER, P.T.O countershaft		1
3045 895 R1	18	GEAR, P.T.O driven (55 teeth)		1
751 157 R11	19	COUNTERSHAFT, P.T.O cpte. w/BUSH 751 159 R1 and CIRCLIP 751 145 R1		1
751 145 R1	20	CIRCLIP, P.T.O countershaft (1-3/8" internal)		1
751 159 R1	21	BUSH, compo, SN148 x 1-5/8"		1
751 164 R1	22	CLUTCH, P.T.O countershaft		1
751 163 R1	23	BODY, clutch, P.T.O countershaft		1
3044 305 R11	24	GEAR, driven, P.T.O (51 teeth) cpte. w/BUSH 751 159 R1		1
751 159 R1	25	BUSH, compo, SN148 x 1-5/8"		1
751 168 R91	26	BEARING, P.T.O countershaft, rear (R&M)		1

ATTACHMENTS



T37-13

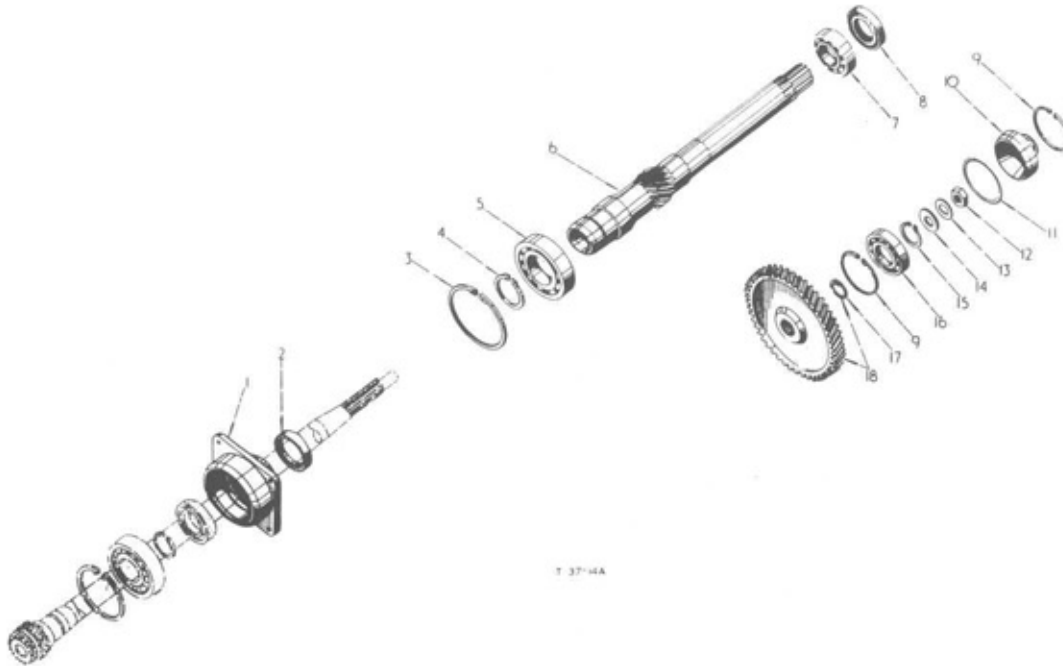
Part Number	Ref. No.	Description	Serial Number	No. Req'd.
TWO SPEED CONSTANT RUNNING P.T.O. ATTACHMENT				
TWO SPEED P.T.O GEARS AND SHAFTS (540 and 1,000 r.p.m)				
751 077 R1	1	CAGE, bearing, transmission driving shaft		1
751 140 R91	2	OIL SEAL, P.T.O. driving shaft, rear		1
or 3042 160 R91	2	OIL SEAL, P.T.O. driving shaft, rear		1
703 911 R1	3	CIRCLIP, P.T.O. driving shaft rear bearing retaining (110 mm internal)		1
or 933 078 R1	3	RING, locking		1
703 696 R1	4	CIRCLIP, P.T.O. driving shaft rear bearing retaining (60 mm external)		1
289 048 R91	5	BEARING, P.T.O. driving shaft, rear (Fafnir)		1
or 700 515 R91	5	BEARING, P.T.O. driving shaft, rear (R & M)		1
or 700 513 R91	5	BEARING, P.T.O. driving shaft, rear (Fischer)		1
or 85 662 H	5	BEARING, P.T.O. driving shaft, rear (S.K.F.)		1
or 289 104 R91	5	BEARING, P.T.O. driving shaft, rear (M.R.C.)		1
or ST 269 A	5	BEARING, P.T.O. driving shaft, rear (I.H.)		1
751 155 R1	6	SPACER, P.T.O. driving shaft		1
3045 894 R1	7	GEAR, P.T.O. driving (23 Teeth)		1
3045 893 R1	8	SHAFT, driving and gear P.T.O. (15 Teeth)		1
704 235 R91	9	BEARING, P.T.O. driving shaft, front (R & M)		1
or 704 234 R91	9	BEARING, P.T.O. driving shaft, front (Fischer)		1
or 20 161 D	9	BEARING, P.T.O. driving shaft, front (S.K.F.)		1
704 229 R91	10	OIL SEAL, P.T.O. driving shaft, front		1
or 3042 159 R91	10	OIL SEAL, P.T.O. driving shaft, front		1
751 149 R1	11	CIRCLIP, P.T.O. front bearing retaining (85 mm internal)		2
751 148 R3	12	CAP, P.T.O. front bearing		1

ATTACHMENTS



Part Number	Ref. No.	Description	Serial Number	No. Req'd.
TWO SPEED CONSTANT RUNNING P.T.O ATTACHMENT				
751 147 R1	13	"O" RING, P.T.O. front bearing cap		1
219 753	14	NUT, lock, P.T.O. shaft, front		1
751 143 R1	15	WASHER, locking, P.T.O. shaft, front		1
751 142 R1	16	WASHER, retaining, P.T.O. shaft, front		1
751 146 R1	17	CIRCLIP, countershaft bearing retaining (45 mm external)		2
704 327 R91	18	BEARING, P.T.O. countershaft, front (R & M)		1
or 703 844 R91	18	BEARING, P.T.O. countershaft, front (Fischer)		1
or 42 454 H	18	BEARING, P.T.O. countershaft, front (S.K.F.)		1
751 167 R1	19	SPACER, P.T.O. countershaft		2
3045 895 R1	20	GEAR, P.T.O. driven (55 Teeth)		1
751 157 R11	21	COUNTERSHAFT, P.T.O. cpte., w/BUSH 751 159 R1 and CIRCLIP 751 145 R1		1
751 145 R1	22	CIRCLIP, P.T.O. countershaft (1-3/8" internal)		1
751 159 R1	23	BUSH, compo, SN 148 x 1-5/8"		1
751 164 R1	24	CLUTCH, P.T.O. countershaft		1
751 163 R1	25	BODY, clutch, P.T.O. countershaft		1
3045 896 R11	26	GEAR, driven, P.T.O. (54 Teeth) cpte., w/BUSH 751 159 R1		1
751 159 R1	27	BUSH, compo, SN 148 x 1-5/8"		1
751 168 R91	28	BEARING, P.T.O. countershaft, rear (R & M)		1

ATTACHMENTS



T 37-4A

Part Number	Ref. No.	Description	Serial Number	No. Req'd.
-------------	----------	-------------	---------------	------------

SINGLE SPEED CONSTANT RUNNING P.T.O. ATTACHMENT

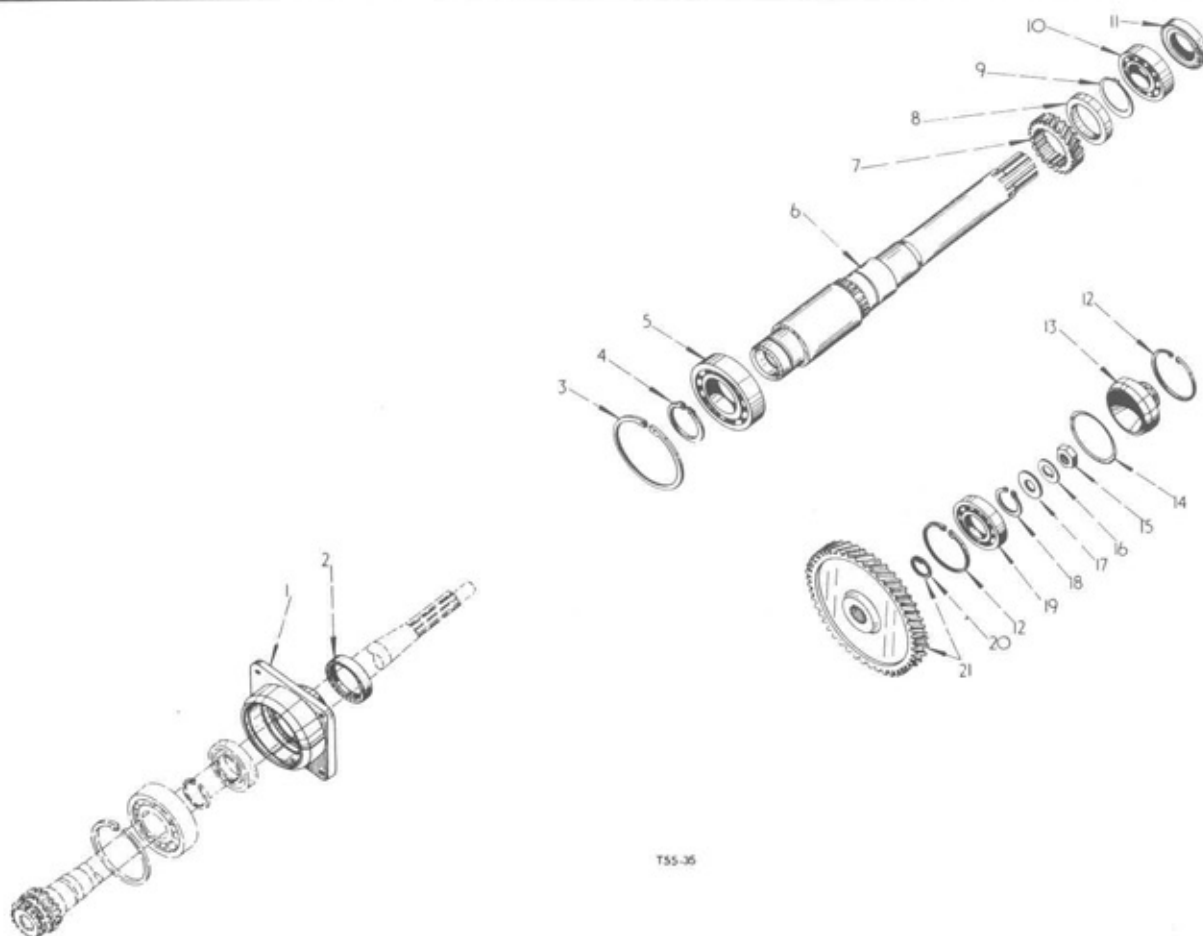
SINGLE SPEED P.T.O. GEARS AND SHAFTS (540 and 745 r.p.m)				
751 077 R1	1	CAGE, bearing, trans. driving shaft		1
751 140 R91	2	OIL SEAL, P.T.O. driving shaft, rear		1
or 3042 160 R91	2	OIL SEAL, P.T.O. driving shaft, rear		1
703 911 R1	3	CIRCLIP, P.T.O. driving shaft rear bearing retaining (110 mm internal)		1
or 933 078 R1	3	RING, locking		1
700 000 R1	4	RING, locking (60 mm external)		1
or 933 089 R1	4	RING, locking		1
287 048 R91	5	BEARING, P.T.O. driving shaft, rear (Fafnir)		1
or 700 515 R91	5	BEARING, P.T.O. driving shaft, rear (R & M)		1
or 700 513 R91	5	BEARING, P.T.O. driving shaft, rear (Fischer)		1
or 85 662 H	5	BEARING, P.T.O. driving shaft, rear (S.K.F.)		1
or 289 104 R91	5	BEARING, P.T.O. driving shaft, rear (M.R.C.)		1
or ST 269 A	5	BEARING, P.T.O. driving shaft, rear (I.H.)		1
*3044 006 R1	6	SHAFT, driving and gear, P.T.O. (15 Teeth)		1
**3044 303 R1	6	SHAFT, driving and gear, P.T.O. (19 Teeth)		1
704 235 R91	7	BEARING, P.T.O. driving shaft, front		1
or 704 234 R91	7	BEARING, P.T.O. driving shaft, front		1
or 20 161 D	7	BEARING, P.T.O. driving shaft, front		1
3049 149 R91	8	OIL SEAL, P.T.O. driving shaft, front		1
or 3049 150 R91	8	OIL SEAL, P.T.O. driving shaft, front		1
751 149 R1	9	CIRCLIP, P.T.O. front bearing retaining (85 mm internal)		2
751 148 R3	10	CAP, P.T.O. front bearing		1
751 147 R1	11	"O" RING, P.T.O. front bearing cap		1

ATTACHMENTS



Part Number	Ref. No.	Description	Serial Number	No. Req'd.
SINGLE SPEED CONSTANT RUNNING P.T.O. ATTACHMENT - continued				
219 753	12	NUT, lock, P.T.O shaft, front		1
751 143 R1	13	WASHER, locking, P.T.O. shaft, front		1
751 142 R1	14	WASHER, retaining P.T.O shaft, front		1
751 146 R1	15	CIRCLIP, P.T.O front bearing retaining (45 mm external)		1
704 327 R91	16	BEARING, P.T.O shaft, front		1
or 703 844 R91	16	BEARING, P.T.O shaft, front		1
or 42 454 H	16	BEARING, P.T.O shaft, front		1
751 145 R1	17	CIRCLIP, P.T.O driven gear		1
*3044 007 R11	18	GEAR, driven, P.T.O (55 teeth) cpte. w/CIRCLIP 751 145 R1		1
**3044 302 R11	18	GEAR, driven, P.T.O (51 teeth) cpte. w/CIRCLIP 751 145 R1		1
<p>*NOTE: Applicable for 540 r.p.m.</p> <p>**NOTE: Applicable for 745 r.p.m.</p>				

ATTACHMENTS



TSS-35

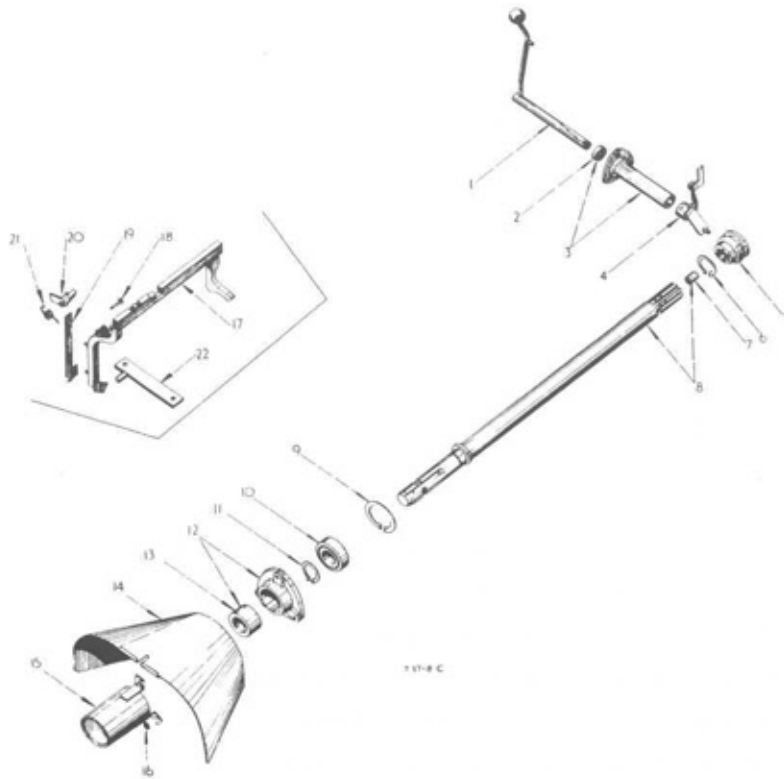
Part Number	Ref. No.	Description	Serial Number	No. Req'd.
SINGLE SPEED CONSTANT RUNNING P.T.O ATTACHMENT				
SINGLE SPEED P.T.O GEARS AND SHAFTS (1,000 r.p.m)				
751 077 R1	1	CAGE, bearing, transmission driving shaft		1
751 140 R91	2	OIL SEAL, P.T.O driving shaft, rear		1
or 3042 160 R91	2	OIL SEAL, P.T.O driving shaft, rear		1
703 911 R1	3	CIRCLIP, P.T.O driving shaft bearing		1
or 933 078 R1	3	RING, locking		1
703 696 R1	4	CIRCLIP, P.T.O driving shaft, rear bearing retaining (60mm external)		1
or 933 089 R1	4	RING, locking		1

ATTACHMENTS



Part Number	Ref. Nd.	Description	Serial Number	No. Req'd.
SINGLE SPEED CONSTANT RUNNING P.T.O. ATTACHMENT - continued				
	5	BEARING, P.T.O driving shaft (Fafnir)		1
or	5	BEARING, P.T.O driving shaft (R&M)		1
or	5	BEARING, P.T.O driving shaft (Fischer)		1
or	5	BEARING, P.T.O driving shaft (SKF)		1
or	5	BEARING, P.T.O driving shaft (MRC)		1
or	5	BEARING, P.T.O driving shaft (IH)		1
3041	6	SHAFT, drive, P.T.O		1
3045	7	GEAR, driving, P.T.O (23 teeth)		1
751	8	SPACER, P.T.O driving shaft		1
751	9	CIRCLIP, P.T.O driving gear retainer		1
704	10	BEARING, P.T.O driving shaft, front		1
or	10	BEARING, P.T.O driving shaft, front		1
or	10	BEARING, P.T.O driving shaft, front		1
3049	11	OIL SEAL, P.T.O driving shaft, front		1
or	11	OIL SEAL, P.T.O driving shaft, front		1
751	12	CIRCLIP, P.T.O front bearing retaining (85mm internal)		2
751	13	CAP, P.T.O front bearing		1
751	14	"O" RING, P.T.O front bearing cap		1
219	15	NUT, lock, P.T.O shaft, front, 3/4" UNF		1
751	16	WASHER, locking, P.T.O shaft, front		1
751	17	WASHER, retaining P.T.O shaft, front		1
751	18	CIRCLIP, P.T.O front bearing retaining (45mm external)		1
704	19	BEARING, P.T.O shaft front (R&M)		1
or	19	BEARING, P.T.O shaft front (Fischer)		1
or	19	BEARING, P.T.O shaft front (SKF)		1
751	20	CIRCLIP, P.T.O driven gear		1
3045	21	GEAR, driven, P.T.O (46 teeth) cpte. w/CIRCLIP 751 145 R1		1

ATTACHMENTS



117-B-C

Part Number	Ref. No.	Description	Serial Number	No. Req'd.
STANDARD REAR P.T.O ATTACHMENT				
3044 913 R91		ATTACHMENT, standard rear P.T.O		1
751 119 R01	1	LEVER, shifter P.T.O., rear clutch. cpte.		1
704 393 R91	2	OIL SEAL, P.T.O shifter bracket		1
704 394 R91	2	OIL SEAL, P.T.O shifter bracket		1
704 392 R21	3	BRACKET, P.T.O. shifter, cpte.		1
179 838		BOLT, hex. hd., 3/8" x 7/8"		3
103 321		WASHER, lock, 3/8"		3
751 111 R93	4	SHIFTER, P.T.O., cpte. w/LEVER		1
142 508		PIN, groove, type 1, 3/16" x 1-1/4"		1
751 113 R1	5	CLUTCH, sliding, P.T.O. shaft rear		1
751 117 R1	6	CIRCLIP, stop P.T.O., shaft rear clutch		1
48 594 DA	7	BUSH, P.T.O rear shaft		1
751 114 R21	8	SHAFT, P.T.O rear cpte. w/BUSH 48 594 DA		1
704 385 R1	9	CIRCLIP, "Seeger" (internal 72 mm)		1
705 750 R91	10	BEARING, P.T.O shaft (R&M)		1
704 769 R92	10	BEARING, P.T.O shaft (Hoffman)		1
700 311 R91	10	BEARING, P.T.O shaft (Fischer)		1
76 491 H	10	BEARING, P.T.O shaft (SKF)		1
708 541 R1	11	CIRCLIP, Anderton, external, K type, 35mm		1

ATTACHMENTS



Part Number	Ref. No.	Description	Serial Number	No. Req'd.
-------------	----------	-------------	---------------	------------

STANDARD REAR P.T.O. ATTACHMENT - continued

704 387 R11 179 819 103 340	12	RETAINER, P.T.O., oil seal cpte., w/OIL SEAL 45 702 D BOLT, hex. hd., 5/16" x 1-1/18" WASHER, flat, 11/32" x 11/16" x 16 ga.		1 3 3
45 702 D	13	OIL SEAL, P.T.O		1
or 708 580 R91	13	OIL SEAL, P.T.O		1
or 708 107 R91	13	OIL SEAL, P.T.O		1
704 395 R96 103 320	14	SHIELD, safety, P.T.O., assy. WASHER, flat, 11/32" x 11/16" x 16 ga.		1 3
3041 319 R11	15	CAP, safety, P.T.O., cpte.		1
or 751 471 R91	15	CAP, safety, P.T.O., cpte.		1
751 472 R1	16	WASHER, special		3
751 097 R94	17	FORK, high speed shifter, cpte.		1
751 797 R1	18	PIN, pivot, interlock latch		1
751 799 R11 114 856 446 151	19	PLATE, operating interlock latch PIN, cotter, 13/64" x 1/2" WASHER, flat, 13/64" x 15/32" x 16 ga.		1 2 2
751 794 R2 114 856 16 558 R1	20	LATCH, interlock PIN, cotter, 13/64" x 1/2" WASHER, flat, 17/64" x 5/8" x 18 ga.		1 1 1
751 798 R1	21	SPRING, interlock latch		1
3044 010 R11	22	BRACKET, guide, and gear shifter fork		1
1026 445 R1		TRANSFER, P.T.O. speed, 545 R.P.M.		1

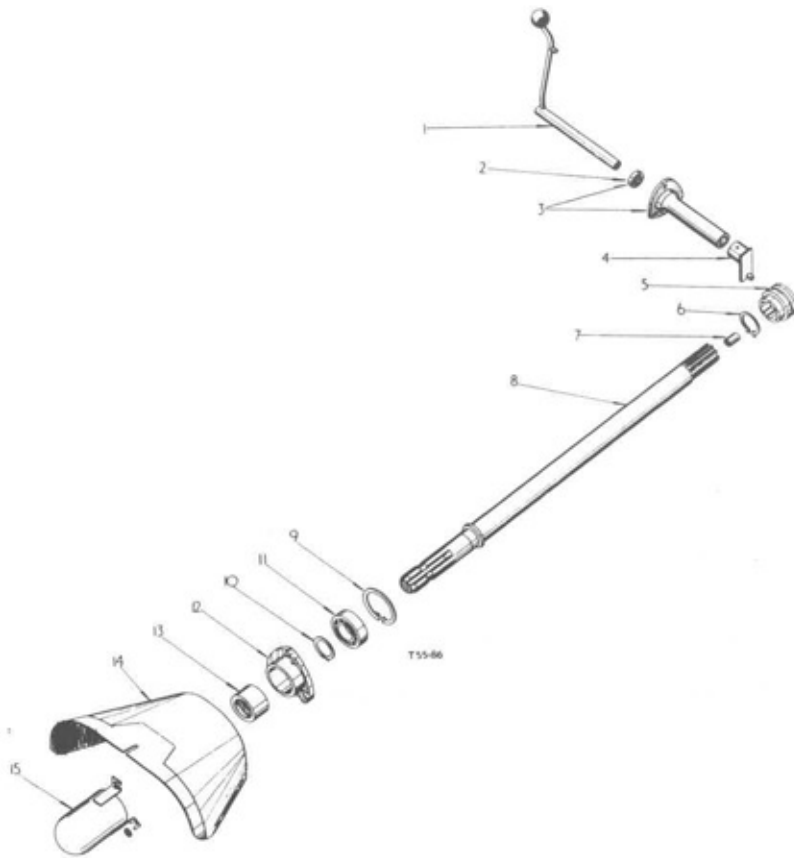
* NOTE : Not for use with forward/reverse gear attachment
or single clutch P.T.O. attachment.

Part Number	Ref. No.	Description	Serial Number	No. Req'd.
-------------	----------	-------------	---------------	------------

SAFETY CAP ATTACHMENT

3040 151 R91		ATTACHMENT, cap, safety, P.T.O.		1
3041 319 R11		CAP, safety, P.T.O., cpte.		1
or 751 471 R91		CAP, safety, P.T.O., cpte.		1
751 472 R1		WASHER, special		3

ATTACHMENTS



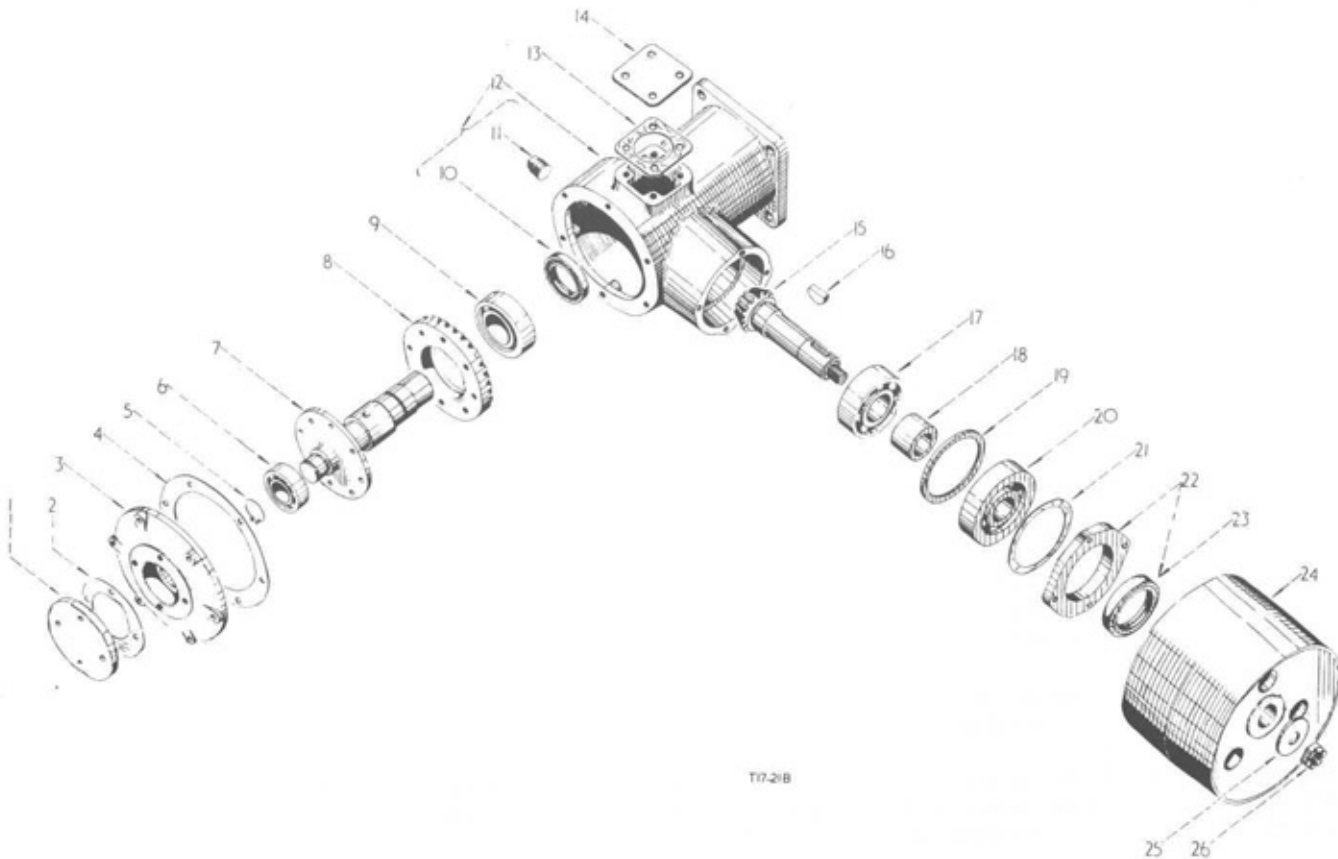
Part Number	Ref. No.	Description	Serial Number	No. Req'd.
STANDARD REAR P. T. O. ATTACHMENT				
* 3048 767 R91		ATTACHMENT , standard rear P. T. O.		1
3048 404 R11	1	LEVER , shifter, P. T. O. rear clutch, cpte.		1
704 393 R91	2	OIL SEAL, P. T. O. shifter bracket		1
or 704 394 R91	2	OIL SEAL, P. T. O. shifter bracket		1
704 392 R21	3	BRACKET, P. T. O. rear clutch, cpte., w/OIL SEAL 709 393 R91		1
179 838		BOLT, hex. hd., 3/8" x 7/8"		3
103 321		WASHER, lock, 3/8"		3
751 115 R91	4	SHIFTER, P. T. O. cpte.		1
142 508		PIN, groove, type 1. 3/16" x 1-1/4"		1
751 113 R1	5	CLUTCH, rear, P. T. O. shaft		1
751 117 R1	6	CIRCLIP, P. T. O. shaft rear clutch		1

ATTACHMENTS



Part Number	Ref. No.	Description	Serial Number	No. Req'd.
STANDARD REAR P. T. O. ATTACHMENT-continued				
48 594 DA	7	BUSH, P. T. O. rear shaft		1
751 114 R21	8	SHAFT, P. T. O. rear, cpte., w/BUSH 48 594 DA		1
704 385 R1	9	CIRCLIP, (intenal 72 mm)		1
708 541 R1	10	CIRCLIP, P. T. O. shaft rear bearing		12
705 750 R91	11	BEARING, P. T. O. shaft rear		1
or 76 491 H	11	BEARING, P. T. O. shaft rear		1
or 700 311 R91	11	BEARING, P. T. O. shaft rear		1
704 387 R11	12	RETAINER, P. T. O. oil seal, cpte., w/OIL SEAL 45 702 D		1
179 819		BOLT, hex: hd., 5/16" x 1-1/8"		3
103 340		WASHER, plain, 11/32" I.D. x 11/16" O.D. x 16 ga.		3
45 702 D	13	OIL SEAL, P. T. O.		1
or 708 107 R91	13	OIL SEAL, P. T. O.		1
or 708 580 R91	13	OIL SEAL, P. T. O.		1
704 395 R96	14	SHIELD, safety P. T. O. assy.		1
751 472 R1		WASHER, special		1
3041 319 R11	15	CAP, safety, P. T. O., cpte)	Domestic Machines	1
or 751 471 R91	15	CAP, safety, P. T. O., cpte)	only	1
751 472 R1		WASHER, special)		2
<p>*NOTE : Use only with Forward/Reverse Single Clutch Attachment and Single Clutch Attachment</p>				

ATTACHMENTS



T17-2/B

Part Number	Ref. No.	Description	Serial Number	No. Req'd.
BELT PULLEY ATTACHMENT				
704 227 R91		ATTACHMENT, belt pulley	Col. A	A 1 B -
3049 002 R91		ATTACHMENT, belt pulley w/SAFETY SHIELD	Col. B	- 1
		BELT PULLEY		
		SHIELD, safety, belt pulley (see detail list)		
711 877 R1	1	RETAINER, belt pulley bearing		1 1
179 839		BOLT, hex. hd., 3/8" x 1"		4 4
103 321		WASHER, lock, 3/8"		4 4
711 304 R2	2	GASKET, belt pulley bearing retainer		1 1
704 241 R1	3	COVER, belt pulley drive housing		1 1
179 840		BOLT, hex. hd., 3/8" x 1-1/8"		6 6
103 321		WASHER, lock, 3/8"		6 6
* 704 239 R1	4	SHIM, belt pulley drive housing cover - heavy		2 2
* 704 240 R1	4	SHIM, belt pulley drive housing cover - light		2 2
707 844 R1	4	SHIM, belt pulley drive housing cover - .002		X X
704 238 R1	5	CIRCLIP, external type, 35 mm. shaft size		1 1

ATTACHMENTS

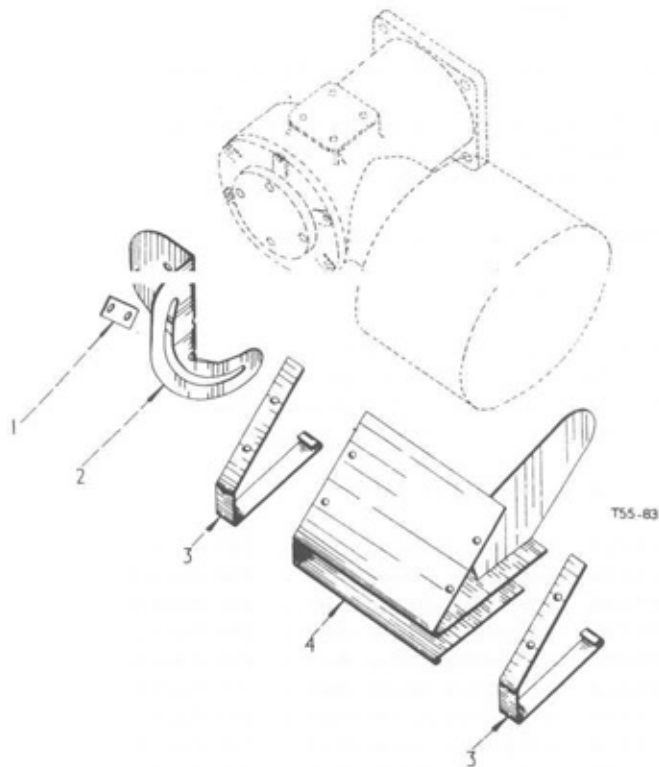


Part Number	Ref. No.	Description	Serial Number	No. Req'd.
BELT PULLEY ATTACHMENT - continued				
				A B
76 491 H	6	BEARING, ball, belt pulley shaft - outer		1 1
or 700 311 R91	6	BEARING, ball, belt pulley shaft - outer		1 1
or 705 750 R91	6	BEARING, ball, belt pulley shaft - outer		1 1
or 701 445 R91	6	BEARING, ball, belt pulley shaft - outer		1 1
or 700 545 R91	6	BEARING, ball, belt pulley shaft - outer		1 1
or 704 769 R92	6	BEARING, ball, belt pulley shaft - outer		1 1
or 659 473 R91	6	BEARING, ball, belt pulley shaft - outer		1 1
704 231 R12	7	SHAFT, belt pulley drive cpte.		1 1
181 333		BOLT, hex. hd., 5/16" UNF x 5/8"		8 8
115 548		WASHER, lock, type A, internal tooth, 5/16"		8 8
704 233 R2	8	GEAR, bevel, belt pulley		1 1
20 161 D	9	BEARING, ball, belt pulley shaft - inner		1 1
or 704 234 R91	9	BEARING, ball, belt pulley shaft - inner		1 1
or 704 235 R91	9	BEARING, ball, belt pulley shaft - inner		1 1
704 229 R91	10	OIL SEAL, belt pulley drive housing		1 1
or 704 230 R91	10	OIL SEAL, belt pulley drive housing		1 1
103 869	11	PLUG, pipe, 3/4"		1 1
704 228 R11	12	HOUSING, belt pulley drive, cpte., w/OIL SEAL 704 229 R91 and PLUG, 103 869		1 1
179 883		BOLT, hex. hd., 1/2" x 1-1/4"		4 4
103 323		WASHER, lock, 1/2"		4 4
711 882 R1	13	GASKET, belt pulley drive housing top cover plate		1 1
711 881 R1	14	PLATE, top cover, belt pulley drive housing		1 1
179 836		BOLT, hex. hd., 3/8" x 11/16"		4 4
103 321		WASHER, lock, 3/8"		4 4
704 242 R1	15	PINION, and shaft, belt pulley drive bevel		1 1
117 991	16	KEY, woodruff, No. D		1 1
49 533 H	17	BEARING, ball, belt pulley pinion - inner		1 1
or 700 521 R91	17	BEARING, ball, belt pulley pinion - inner		1 1
or 700 523 R91	17	BEARING, ball, belt pulley pinion - inner		1 1
or 704 768 R92	17	BEARING, ball, belt pulley pinion - inner		1 1
704 243 R1	18	SPACER, bearing, belt pulley		1 1
706 745 R1	19	SPACER, belt pulley pinion shaft (.148 thick)		X X
711 863 R1	19	SPACER, belt pulley pinion shaft (.150 thick)		X X
711 864 R1	19	SPACER, belt pulley pinion shaft (.152 thick)		X X
711 865 R1	19	SPACER, belt pulley pinion shaft (.154 thick)		X X
711 866 R1	19	SPACER, belt pulley pinion shaft (.156 thick)		X X
711 867 R1	19	SPACER, belt pulley pinion shaft (.158 thick)		X X
711 868 R1	19	SPACER, belt pulley pinion shaft (.160 thick)		X X
711 869 R1	19	SPACER, belt pulley pinion shaft (.162 thick)		X X
711 870 R1	19	SPACER, belt pulley pinion shaft (.164 thick)		X X

ATTACHMENTS



Part Number	Ref. No.	Description	Serial Number	No. Req'd.
BELT PULLEY ATTACHMENT-continued				
133 606 H	20	BEARING, ball, belt pulley pinion - outer		A B 1 1
or 704 244 R91	20	BEARING, ball, belt pulley pinion - outer		1 1
or 704 245 R91	20	BEARING, ball, belt pulley pinion - outer		1 1
711 872 R1	21	GASKET, retainer, belt pulley pinion shaft		1 1
704 246 R21	22	RETAINER, belt pulley pinion shaft cpte., w/OIL SEAL 704 247 R91		1 1
179 840		BOLT, hex. hd., 3/8" x 1-1/8"		4 4
103 321		WASHER, lock, 3/8"		4 4
704 247 R91	23	OIL SEAL, belt pulley pinion shaft retainer		1 1
or 704 248 R91	23	OIL SEAL, belt pulley pinion shaft retainer		1 1
704 249 R11	24	PULLEY, belt, cpte., w/BUSHING 704 250 R1		1 1
704 250 R1		BUSHING, belt pulley		1 1
704 251 R1	25	WASHER, retainer, belt pulley		1 1
704 252 R1	26	NUT, belt pulley pinion shaft		1 1
108 643		PIN, cotter, 5/32" x 1-3/8"		1 1
* Or as required				



BELT PULLEY SAFETY SHIELD ATTACHMENT

ATTACHMENTS



Part Number	Ref. No.	Description	Serial Number	No. Req'd.
-------------	----------	-------------	---------------	------------

BELT PULLEY SAFETY SHIELD ATTACHMENT

3049 003 R91		ATTACHMENT, belt pulley safety shield		1
3049 001 R1	1	PLATE, backing		1
3048 906 R11 179 841	2	BRACKET, belt pulley safety shield, cpte. BOLT, hex. hd., 3/8" x 1-1/4"		1 3
3048 912 R1 179 814 102 634 103 320	3	STRAP, safety, belt pulley BOLT, hex. hd., 5/16" x 5/8" NUT, hex., 5/16" WASHER, lock, 5/16"		1 2 2 2
3048 908 R91 271 500 103 322	4	SHIELD, safety, cpte., belt pulley NUT, hex, 7/16" WASHER, lock, 7/16"		1 2 2

Part Number	Ref. No.	Description	Serial Number	No. Req'd.
-------------	----------	-------------	---------------	------------

STARTER CUT-OUT SWITCH ATTACHMENT

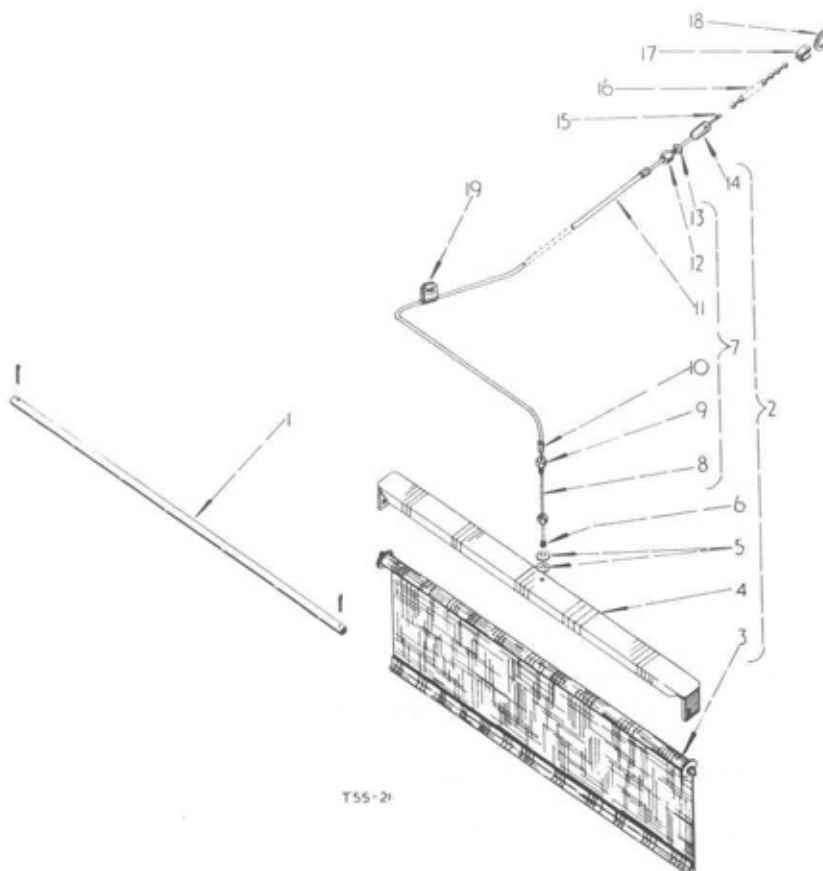
751 687 R91		ATTACHMENT, starter cut-out switch (DIESEL)		1
751 685 R91		CABLE, switch to starter solenoid		1
751 686 R1		TERMINAL		1
705 897 R1		CONNECTOR, 1 way		1
709 282 R91		SWITCH, ignition, w/lock and two keys		1

Part Number	Ref. No.	Description	Serial Number	No. Req'd.
-------------	----------	-------------	---------------	------------

SPARK ARRESTER ATTACHMENT

843 745 R91		ATTACHMENT, spark arrester		1
-------------	--	----------------------------	--	---

ATTACHMENTS



Part Number	Ref. No.	Description	Serial Number	No. Req'd.
RADIATOR CURTAIN ATTACHMENT				
		STIFFENER, radiator curtain		1
3045 259 R1	1	PIN, cotter, 1/16" x 1/2"		1
				2
3045 253 R91	2	CURTAIN, radiator and operating cable, cpte. (comprising		1
		1 CABLE 707 696 R11	1 NIPPLE 707 694 R1	
		1 CURTAIN 3045 254 R91	1 NIPPLE 704 763 R1	
		1 CONNECTOR 707 691 R1	2 WASHER 16 558 R1)	
		1 HOLDER 3045 255 R1		
3045 254 R91	3	CURTAIN, radiator and roller, assy. (comprising		1
		1 BOSS 707 881 R1	1 SPINDLE 3047 227 R1	
		1 BOSS 707 882 R1	1 SPRING 707 883 R1	
		2 COLLAR 707 884 R1	2 SCREW 707 886 R1	
		1 CURTAIN 3047 226 R1	1 TUBE 3047 228 R1)	
		1 SLEEVE 707 880 R1		
3045 255 R1	4	HOLDER, radiator curtain		1
16 558 R1	5	WASHER, plain, 17/64" I.D. x 5/8" O.D. x 18 ga.		2
707 694 R1	6	NIPPLE, cable		1

ATTACHMENTS

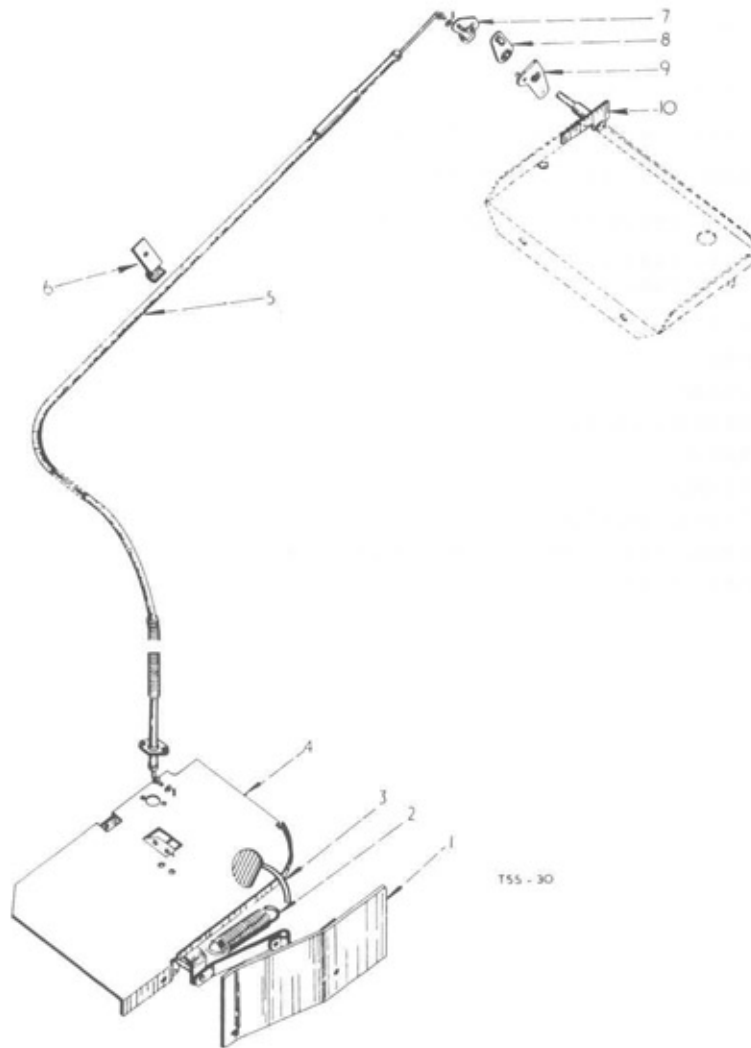


Part Number	Ref. No.	Description	Serial Number	No. Req'd.
RADIATOR CURTAIN ATTACHMENT - continued				
707 696 R11	7	CABLE, operating, radiator curtain, cpte. (comprising		1
		1 CABLE 3045 257 R1 2 NUT 707 701 R1		
		1 CONDUIT 3045 258 R1 1 STOP 707 700 R1		
		2 END 707 698 R1 1 STOP 707 699 R1)		
3045 257 R1	8	CABLE, radiator operating		1
707 700 R1	9	STOP, adjustable, (7/8" under head)		1
707 698 R1	10	END, conduit		2
3045 258 R1	11	CONDUIT, operating cable, radiator curtain		1
707 699 R1	12	STOP, adjustable, (7/16" under head)		1
707 701 R1	13	NUT, lock		2
707 691 R1	14	CONNECTOR, cable to chain		1
443 885	14	SCREW, set, headless, sltd., cup point, 5/16"-32, No.6		2
704 763 R1	15	NIPPLE, cable		1
707 687 R1	16	CHAIN, ball, radiator curtain		1
707 688 R1	17	CONNECTOR, ball chain to ring		1
711 947 R1	18	RING, radiator curtain chain		1
60 938 D	19	CLIP, cable, 3/8"		1
or 708 115 R1	19	CLIP, cable, 3/8"		1
707 881 R1		BOSS		1
707 882 R1		BOSS		1
707 884 R1		COLLAR		2
3047 226 R1		CURTAIN, radiator		1
707 880 R1		SLEEVE		1
3047 227 R1		SPINDLE		1
707 883 R1		SPRING, tension		1
707 886 R1		SCREW, ctsk., 8BA x 1/8", (Zinc Plated)		2
3047 228 R1		TUBE, blind		1

ATTACHMENTS



Part Number	Ref. No.	Description	Serial Number	No. Req'd.
MISCELLANEOUS ATTACHMENTS				
751 687 R91		ATTACHMENT, starter cut out switch (Diesel)		1
709 282 R91		SWITCH, ignition, w/lock and two keys		1
751 685 R91		CABLE, switch to starter solenoid		1
751 686 R91		CONNECTOR, 3 way		1
705 897 R1		CONNECTOR, 1 way		1



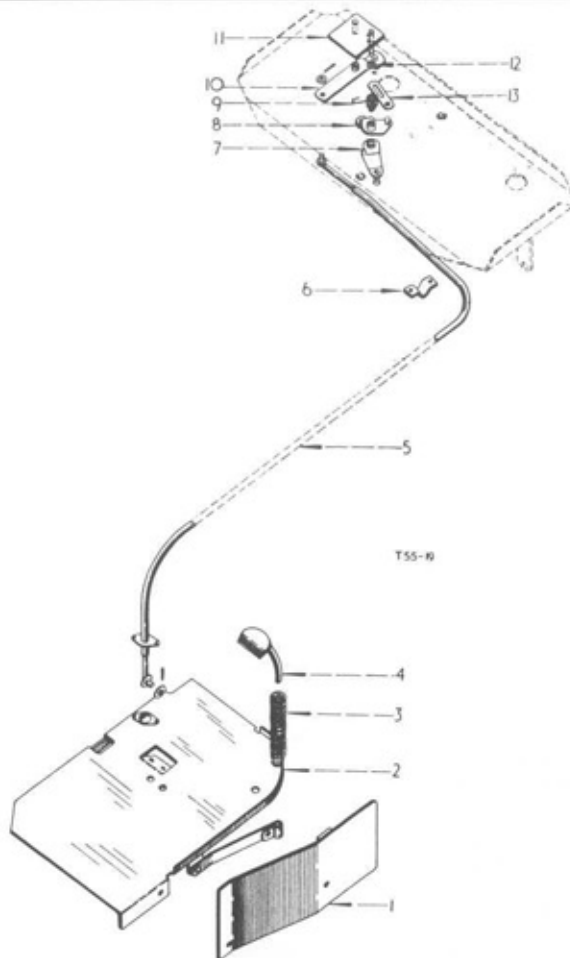
FOOT OPERATED ACCELERATOR ATTACHMENT (PETROL)

ATTACHMENTS



Part Number	Ref. No.	Description	Serial Number	No. Req'd.
FOOT OPERATED ACCELERATOR ATTACHMENT				
3045 851 R92		ATTACHMENT, foot operated accelerator - Col.A		A B 1 -
		ATTACHMENT, foot operated accelerator (factory application only) - Col.B		- 1
751 666 R11	1	PLATE, guide, foot, cpte.		1 1
179 837		BOLT, hex. hd., 3/8" x 3/4"		2 2
102 635		NUT, hex., 3/8"		2 2
103 321		WASHER, lock, 3/8"		2 2
3047 546 R1	2	SPRING, accelerator pedal		1 1
3047 530 R91	3	PEDAL, foot control		1 1
179 793		BOLT, hex. hd., 1/4" x 5/8"		1 1
109 084		NUT, hex., 1/4"		1 1
103 319		WASHER, lock, 1/4"		1 1
3045 280 R92	4	FOOTPLATE, cpte. R.H.		1 1
3045 301 R92	5	CABLE, cpte.		1 1
103 092		NUT, screw, mach., No.8 - 32 hex.		2 2
455 637		SCREW, mach., NO.8 - 32 UNF x 11/16" hex. hd.		2 2
106 496		WASHER, lock, No.8		2 2
3047 538 R1	6	CLIP, cable		1 1
81 356		BOLT, hex., hd., 3/8" UNF		1 1
114 494		NUT, lock, 3/8" UNF		1 1
103 321		WASHER, lock, 3/8"		1 1
3047 543 R11	7	CRANK, bell, foot control, cpte.		1 1
103 362		PIN, cotter, 1/16" x 1/2"		1 1
103 341		WASHER, flat, 11/32" I.D. x 11/16" O.D. x 16 ga.		1 1
3047 541 R11	8	CRANK, bell, two way, cpte.		1 1
3047 539 R11	9	CRANK, bell, hand control, cpte.		1 1
3045 049 R92	10	BRACKET, bellcrank pivot, cpte.		1 -
3045 055 R92		TRAY, battery, assy., w/NUT 3044 073 R1		- 1
3044 073 R1		NUT, spire, battery tray		- 1

ATTACHMENTS

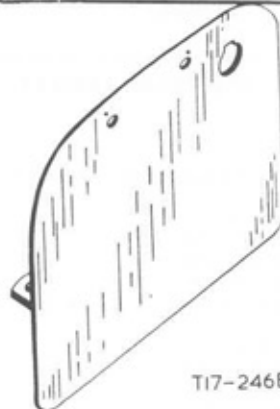


Part Number	Ref. No.	Description	Serial Number	No. Req'd.
FOOT OPERATED ACCELERATOR ATTACHMENT				
3045 852 R91		ATTACHMENT, foot operated accelerator -COL.A		A 1 B -
		ATTACHMENT, foot operated accelerator -COL.B (factory application only)		- 1
751 666 R11	1	PLATE, foot guide, cpte.		1 1
179 837		BOLT, hex. hd., 3/8" x 3/4"		2 2
102 635		NUT, hex., 3/8"		2 2
103 321		WASHER, lock, 3/8"		2 2
3045 294 R91	2	FOOTPLATE, cpte.		1 1
709 137 R1	3	SPRING, foot control pedal		1 1
3042 752 R91	4	PEDAL, foot control, cpte.		1 1
179 793		BOLT, hex. hd., 1/4" x 5/8"		1 1
109 084		NUT, hex., 1/4"		1 1
103 319		WASHER, lock, 1/4"		1 1
3045 301 R92	5	CABLE, cpte.		1 1
3045 302 R1	6	CLIP, cable		1 1
103 092		NUT, screw, mach., hex. No.8 - 32 UNF		2 2
446 636		SCREW, sltd., truss hd., No.10 - 32 UNF		2 2
451 689		SCREW, mach., hex. hd., No.8 - 32 UNF		2 2
106 496		WASHER, lock, No.8		2 2

ATTACHMENTS



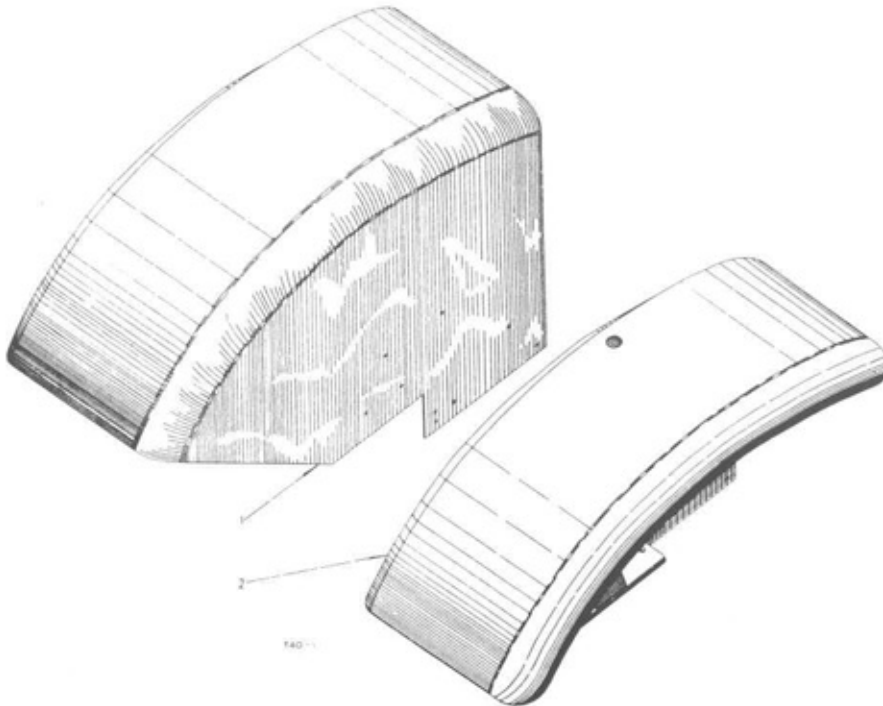
Part Number	Ref. No.	Description	Serial Number	No. Req'd.	
709 190 R11 103 361 103 340	7	LEVER, bell crank operating, cpte. w/PIN 706 204 R1 PIN, cotter, 1/16" x 1/2" WASHER, flat, 11/32" I.D. x 11/16" O.D. x 16 ga.		A	B
				1	1
				1	1
				1	1
3042 758 R11	8	BELLCRANK, governor control rod, cpte.		1	1
3045 308 R1	9	SPRING, return, bell crank		1	1
3045 299 R11 103 361 103 340 16 558 R1	10	LEVER, two way control, cpte. PIN, cotter, 1/16" x 1/2" WASHER, flat, 11/32" I.D. x 11/16" O.D. x 16 ga. WASHER, flat, 17/64" I.D. x 5/8" O.D. x 16 ga.		1	1
				2	2
				1	1
				1	1
3045 298 R91	11	BRACKET, pivot, two way mechanism, cpte.		1	-
709 189 R1	12	BOSS, governor control rod bellcrank		1	1
709 191 R1 107 761 16 558 R1	13	LINK, connecting, bellcrank PIN, cotter, 1/16" x 5/8" WASHER, flat, 17/64" I.D. x 5/8" O.D. x 16 ga.		1	1
				1	1
				1	1
706 204 R1		PIN, ball, governor control rod		1	1
3045 297 R91		TRAY, battery, cpte.		-	1



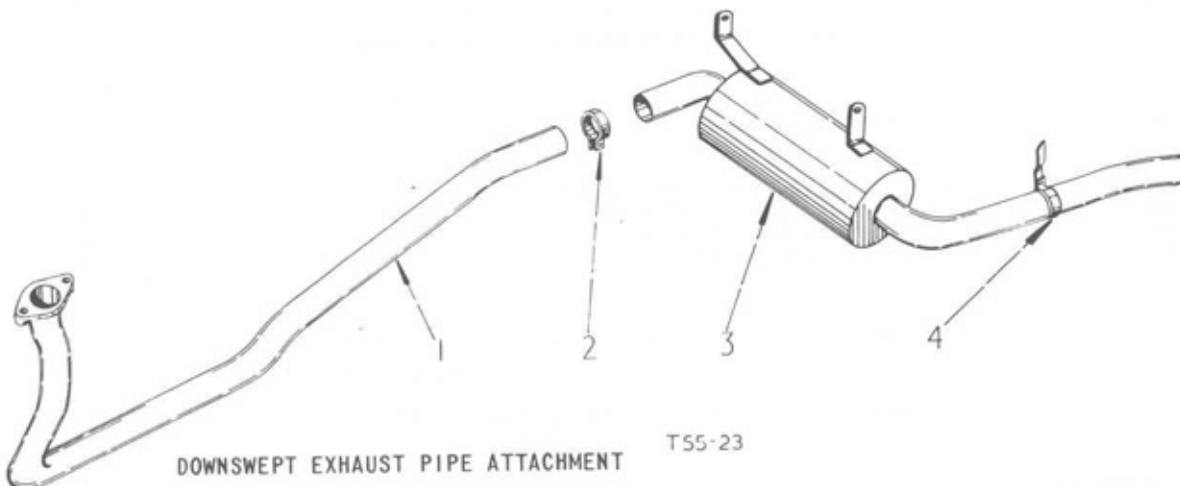
T17-246B

Part Number	Ref. No.	Description	Serial Number	No. Req'd.	
REGISTRATION NUMBER PLATE ATTACHMENT					
706 739 R92		ATTACHMENT, registration number plate comprising:-		1	
705 546 R14		PLATE, registration number, cpte.		1	
* 179 839		BOLT, hex. hd., 3/8" x 1"		2	
** 179 843		BOLT, hex. hd., 3/8" x 1-1/2"		2	
** 103 321		WASHER, lock, 3/8"		2	
		*NOTE: Not required if Transmission Case Cover, rear, 703 968 R21 is already fitted.			
		**NOTE: Not required if Hydraulic Lift Attachment is already fitted.			

ATTACHMENTS



Part Number	Ref. No.	Description	Serial Number	No. Req'd.
REAR INDUSTRIAL FENDERS ATTACHMENT				
709 811 R91		ATTACHMENT, rear industrial fenders		1
709 218 R91	1	FENDER, cpte., L.H.		1
751 784 R1		BOLT, "U", 3/8" UNF		1
103 026		NUT, hex., 3/8" UNF		2
103 321		WASHER, lock, 3/8"		2
106 263		WASHER, plain, 7/16" I.D. x 1" O.D.		2
709 219 R91	2	FENDER, cpte., R.H.		1
751 784 R1		BOLT, "U", 3/8" UNF		1
103 321		WASHER, lock, 3/8"		2
106 263		WASHER, plain, 7/16" I.D. x 1" O.D.		2



DOWNSWEEP EXHAUST PIPE ATTACHMENT

T55-23

ATTACHMENTS



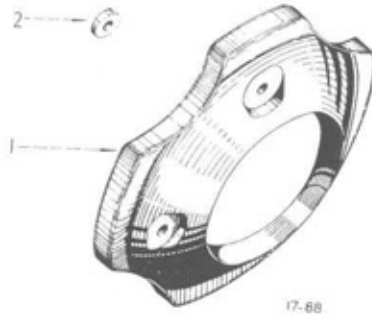
Part Number	Ref. No.	Description	Serial Number	No. Req'd.
DOWNSWEPT EXHAUST PIPE ATTACHMENT				
3044 046 R91		ATTACHMENT, downswept exhaust pipe		1
3044 044 R91	1	PIPE, exhaust, manifold to silencer, cpte.		1
704 621 R1	2	CLAMP, exhaust pipe		1
179 841		BOLT, hex. hd., 3/8" x 1-1/4"		1
102 635		NUT, hex., 3/8"		1
103 321		WASHER, lock, 3/8"		1
704 620 R92	3	SILENCER, cpte.		1
705 449 R1	4	CLAMP, support, muffler outlet pipe		1
179 838		BOLT, hex. hd., 3/8" x 7/8" (for footplate L.H.)		1
179 838		BOLT, hex. hd., 3/8" x 7/8" (for footplate R.H.)		1



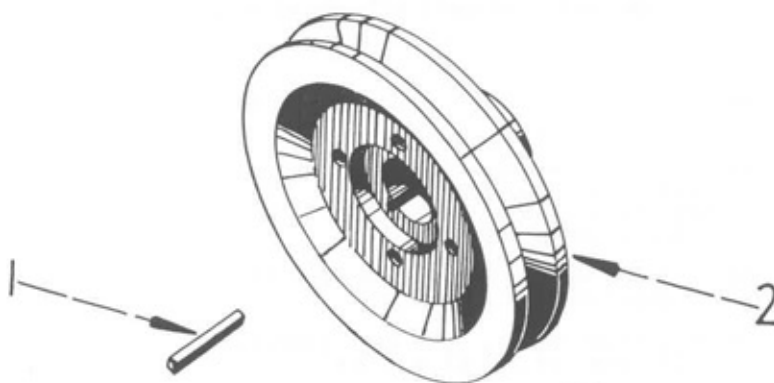
T17-245

Part Number	Ref. No.	Description	Serial Number	No. Req'd.
FRONT WHEEL WEIGHTS ATTACHMENT 5.50 x 16				
705 983 R91		WEIGHTS, front wheel, 1st set, 5.50 x 16 comprising:-		1
705 985 R1		WEIGHT, front wheel, (45 lbs. approx.)		2
* 17 550 R1		BOLT, hex. hd., 1/2" x 2-1/4"		8
102 637		NUT, hex., 1/2"		8
103 323		WASHER, lock, 1/2"		8
705 984 R91		WEIGHTS, front wheel, 2nd set, 5.50 x 16 comprising:-		1
705 985 R1		WEIGHT, front wheel, (45 lbs. approx.)		2
17 699 R1		BOLT, hex. hd., 1/2" x 3-3/4"		8
<p style="text-align: center;">*NOTE:- When both sets of wheel weights are supplied the 8 bolts 17 550 R1 are not supplied</p>				

ATTACHMENTS



Part Number	Ref. No.	Description	Serial Number	No. Req'd.
FRONT WHEEL WEIGHTS ATTACHMENT				
704 152 R91		WEIGHTS, front wheel, first set comprising:-		1
704 155 R1	1	WEIGHT, front wheel		2
17 617 R1		BOLT, machine, hex. hd., 5/8" x 2-7/8"		6
102 639		NUT, hex., 5/8"		6
103 325		WASHER, lock, 5/8"		6
704 153 R91		WEIGHTS, front wheel, second set comprising:-		1
704 155 R1	1	WEIGHT, front wheel		2
17 784 R1		BOLT, machine, hex. hd., 5/8" x 4-5/8"		6
704 154 R91		WEIGHTS, front wheel, third set comprising:-		1
704 155 R1	1	WEIGHT, front wheel		2
17 876 R1		BOLT, machine, hex. hd., 5/8" x 5-7/8"		6
704 156 R1	2	WASHER, taper		6
NOTE: When all three sets of wheel weights are supplied the 6 bolts 17 617 R1 and 17 784 R1 are not supplied				



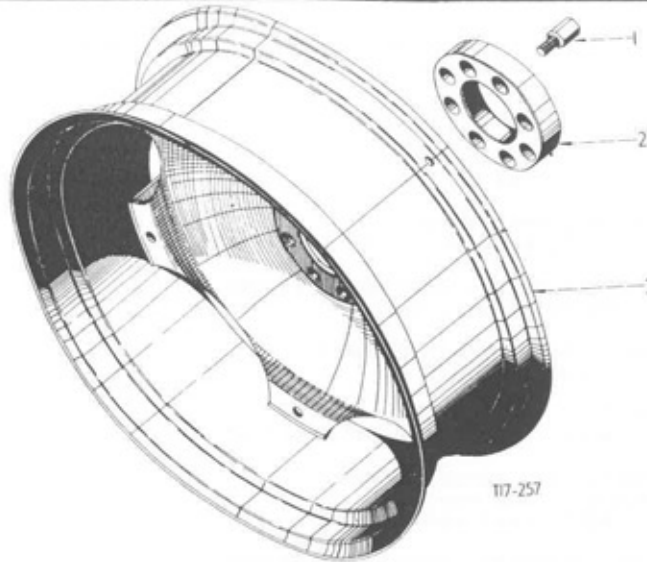
T48-5

FRONT P.T.O. DRIVE PULLEY ATTACHMENT

ATTACHMENTS

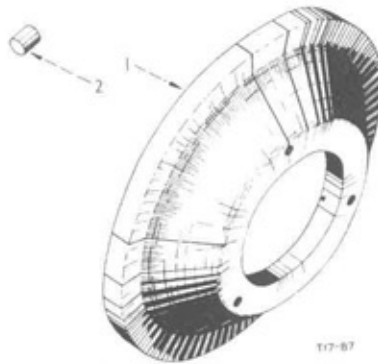


Part Number	Ref. No.	Description	Serial Number	No. Req'd.
FRONT P.T.O DRIVE PULLEY ATTACHMENT				
3041 408 R91		ATTACHMENT, front P.T.O drive pulley (Diesel) - Col.A		A B 1 -
3047 555 R91		ATTACHMENT, front P.T.O drive pulley (Petrol) - Col.B		- 1
comprising:-				
635 266 R1	1	PULLEY, drive, front P.T.O (Diesel)		1 -
3047 556 R1	1	PULLEY, drive, front P.T.O (Petrol)		- 1
138 516		WASHER, lock, external tooth, 1"		1 1
218 211	2	KEY, fan drive pulley		1 1



Part Number	Ref. No.	Description	Serial Number	No. Req'd.
DUAL REAR WHEEL ATTACHMENT				
* 3042 283 R91		ATTACHMENT, dual rear wheel		1
707 706 R1	1	NUT, special, wheel spacer		16
707 707 R1	2	SPACER, wheel		2
3048 867 R91	3	WHEEL, rear, rim and disc, cpte.,		2
or 3042 291 R91	3	WHEEL, rear, rim and disc, cpte., (comprising		2
		6 BOLT 703 929 R1 1 RIM 703 928 R91		
		1 DISC 3042 290 R1 6 WASHER 703 931 R1)		
		6 NUT 703 930 R1		
703 929 R1		BOLT, rear wheel rim		12
3042 290 R1		DISC, rear wheel		2
703 930 R1		NUT, rear wheel rim bolt		12
703 931 R1		WASHER, rear wheel rim bolt		12

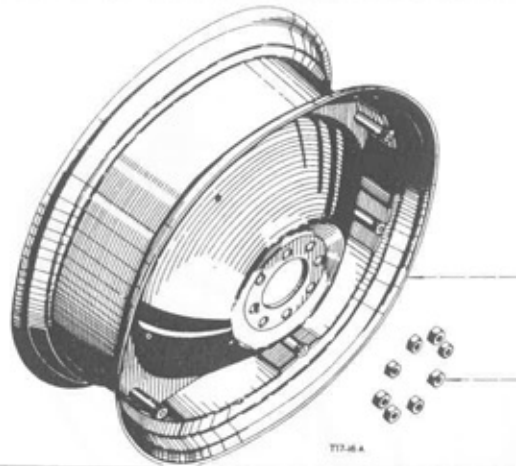
ATTACHMENTS



Part Number	Ref. No.	Description	Serial Number	No. Req'd.
REAR WHEEL WEIGHTS				
* 704 157 R91		WEIGHTS, rear wheel, 1st set comprising:-		1
704 159 R1	1	WEIGHT, rear wheel		2
271 567		BOLT, hex. hd., 5/8" x 3-1/4"		6
704 160 R1	2	NUT, clamping, rear wheel weight		6
103 325		WASHER, lock, 5/8"		6
* 794 158 R91		WEIGHTS, rear wheel, 2nd set comprising:-		1
704 159 R1	1	WEIGHT, rear wheel		2
271 573		BOLT, hex. hd., 5/8" x 4-3/4"		6
* 707 905 R91		WEIGHTS, rear wheel, 5 cwts.		1
704 159 R1		WEIGHT, rear wheel		10
707 906 R1		BOLT, rear wheel weight		6
704 160 R1		NUT, clamping, rear wheel weight		6
102 639		NUT, hex., 5/8"		6
103 325		WASHER, lock, 5/8"		6
103 345		WASHER, plain, 21/32" I.D. x 1-5/16" O.D. x 13 ga.		12
*NOTE: For use with Power Adjusted Rear				

Part Number	Ref. No.	Description	Serial Number	No. Req'd.
REAR WHEEL WEIGHTS				
3042 294 R91		WEIGHTS, rear wheel, 1st set - Col.A		A B C X - -
3042 295 R91		WEIGHTS, rear wheel, 2nd set - Col.B		- X -
3042 296 R91		WEIGHTS, rear wheel, 5cwt set - Col.C		- - X
3042 297 R1		WEIGHT, rear wheel		2 2 10
271 570		BOLT, hex. hd., 5/8" x 4"		6 - -
272 729		BOLT, hex. hd., 5/8" x 5-1/2"		- 6 -
3042 298 R1		BOLT, hex. hd., 5/8" x 10"		- - 6
102 639		NUT, hex., 5/8"		6 - 6
3042 299 R1		WASHER, taper		6 - 6
103 345		WASHER, plain, 21/32" I.D. x 1-5/16" O.D. x .095		6 - 12
103 325		WASHER, lock, 5/8"		6 - 6

ATTACHMENTS




Part Number	Ref. No.	Description	Serial Number	No. Req'd.
-------------	----------	-------------	---------------	------------

REAR WHEEL PNEUMATIC TYRE AND RIM ATTACHMENTS

			A	B	C	D
***		ATTACHMENT, rear wheel pneu. tyre and rim 10 x 28 (4 or 6 ply)	1	-	-	-
•		ATTACHMENT, rear wheel pneu. tyre and rim 10 x 28 (4 or 6 ply)	-	1	-	-
**		ATTACHMENT, rear wheel pneu. tyre and rim 11 x 28 (6 ply)	-	-	1	-
**		ATTACHMENT, rear wheel pneu, tyre and rim 12 x 28 (4 or 6 ply), (Factory application)	-	-	-	1
or	3048 867 R91 3042 291 R91	1 WHEEL, rear, rim and disc, cpte. W9 x 28 1 WHEEL, rear, rim and disc, cpte. W9 x 28 (comprising 6 BOLT 703 929 R1 1 RIM 703 928 R91 1 DISC 3042 290 R1 6 WASHER 703 931 R1) 6 NUT 703 930 R1	2 2	2 2	-	-
or	3048 868 R91 3042 292 R91	1 WHEEL, rear, rim and disc, cpte., 11 x 28 1 WHEEL, rear, rim and disc, cpte., 11 x 28 (comprising 6 BOLT 703 929 R1 1 RIM 707 703 R91 1 DISC 3042 290 R1 6 WASHER 703 931 R1) 6 NUT 703 930 R1	-	-	2 2	2 2
	703 925 R1	2 NUT, rear wheel disc	16	16	16	16
	703 929 R1	BOLT, rear wheel rim	12	12	12	12
	3042 290 R1	DISC, rear wheel	2	2	2	2
	703 930 R1	NUT, rear wheel rim bolt	12	12	12	12
	703 928 R91 707 703 R91	RIM, rear wheel, cpte. RIM, rear wheel, cpte., 11 x 28	2 -	2 -	-	2 2
	703 931 R1	WASHER, rear wheel rim bolt	12	12	12	12
*NOTE : Suitable for Golf Courses ** NOTE : For B-414 only *** NOTE : Industrial						

ATTACHMENTS



T17-244

Part Number	Ref. No.	Description	Serial Number	No. Req'd.
-------------	----------	-------------	---------------	------------

FRONT WHEEL PNEUMATIC TYRE AND RIM ATTACHMENTS

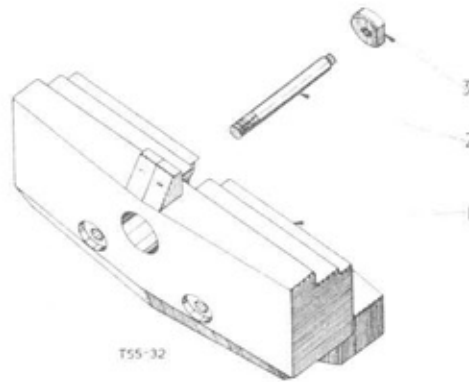
Part Number	Ref. No.	Description	No. Req'd.			
			A	B	C	D
704 675 R92 or 3048 866 R91		ATTACHMENTS, front wheel pneu. tyre and rim 750 x 16 (8 ply)	1	-	-	-
		ATTACHMENTS, front wheel pneu. tyre and rim 600 x 16 (4 or 6 ply)	-	1	-	-
		ATTACHMENTS, front wheel pneu. tyre and rim 550 x 16 (4 or 6 ply)	-	-	-	-
		ATTACHMENTS, front wheel pneu. tyre and rim 400 x 19 (4 ply)	-	-	-	1
		RIM and DISC, front wheel, 450 x 16	-	2	2	-
751 734 R91		RIM and DISC, front wheel, 450 x 16	-	2	2	-
		RIM and DISC, front wheel	2	-	-	-
703 923 R91 or 3048 865 R91		RIM and DISC, front wheel, 300 D x 19	-	-	-	2
		RIM and DISC, front wheel, 300 D x 19	-	-	-	2

Part Number	Ref. No.	Description	Serial Number	No. Req'd.
-------------	----------	-------------	---------------	------------

HEAT INDICATOR ATTACHMENT

704 538 R92		ATTACHMENT, heat indicator		1
-------------	--	----------------------------	--	---

ATTACHMENTS



Part Number	Ref. No.	Description	Serial Number	No. Req'd.
-------------	----------	-------------	---------------	------------

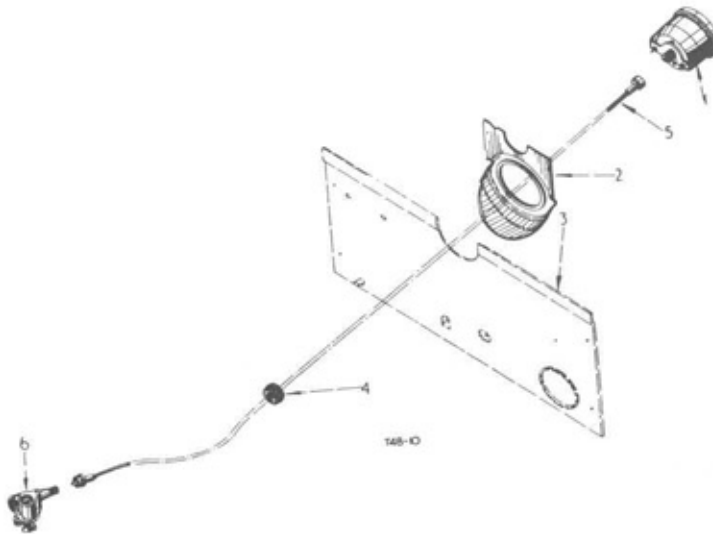
FRONT END WEIGHT ATTACHMENT

3044 614 R91		ATTACHMENT, front end weight		1
3044 049 R3	1	WEIGHT, front		1
220 081		NUT, hex., 3/4"		2
103 326		WASHER, lock, 3/4"		2
3044 050 R1	2	STUD, front weight		2
3044 051 R1	3	UNIT, front weight		2

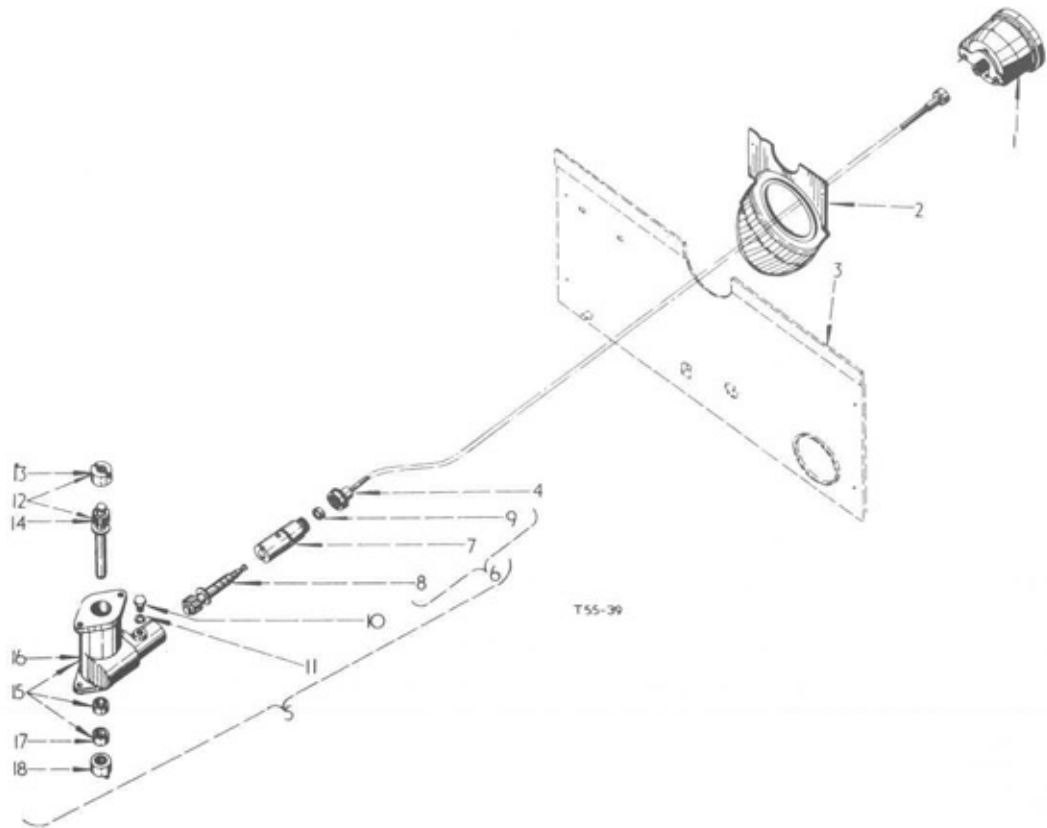
Part Number	Ref. No.	Description	Serial Number	No. Req'd.
-------------	----------	-------------	---------------	------------

POWER ADJUSTED REAR WHEEL ATTACHMENT

3040 876 R91		ATTACHMENT, wheel, special, rear, assy., W9 x 28 (power adjusted)		1
3040 877 R91		WHEEL, special, rear assy., W9 x 28 (power adjusted)		2



Part Number	Ref. No.	Description	Serial Number	No. Req'd.	
TRACTORMETER ATTACHMENT					
3045 772 R91		ATTACHMENT, tractorometer, m. p. h. (Diesel)	Col. A	A	B
3045 773 R91		ATTACHMENT, tractorometer, k. p. h. (Diesel) comprising :-	Col. B	1 -	- 1
3045 066 R91	1	TRACTORMETER, (m. p. h.)		1 -	- 1
3045 067 R91	1	TRACTORMETER, (k. p. h.)		- 1	1 -
3040 856 R1	2	BRACKET, tractorometer, cpte.		1 1	1 1
169 469		SCREW, self tapping, slttd. rd. hd., No. 8 x 5/8"		4 4	4 4
or 3040 857 R91	2	BRACKET, tractorometer, cpte.		1 1	1 1
125 706		SCREW, self tapping, No. 8 x 1/4"		4 4	4 4
3043 078 R11	3	PANEL, scuttle, cpte. (factory application)		1 1	1 1
3040 862 R1	4	GROMMET		1 1	1 1
3042 473 R91	5	DRIVE, flexible, 36" long		1 1	1 1
3048 132 R1		FLEX, inner, 37-1/4" long		X X	X X
3042 474 R91	6	BOX, gear		1 1	1 1
179 793		BOLT, hex. hd., 1/4" x 5/8"		1 1	1 1
179 800		BOLT, hex. hd., 1/4" x 1-3/8"		1 1	1 1
103 319		WASHER, lock, 1/4"		2 2	2 2



Part Number	Ref. No.	Description	Serial Number	No. Req'd.
-------------	----------	-------------	---------------	------------

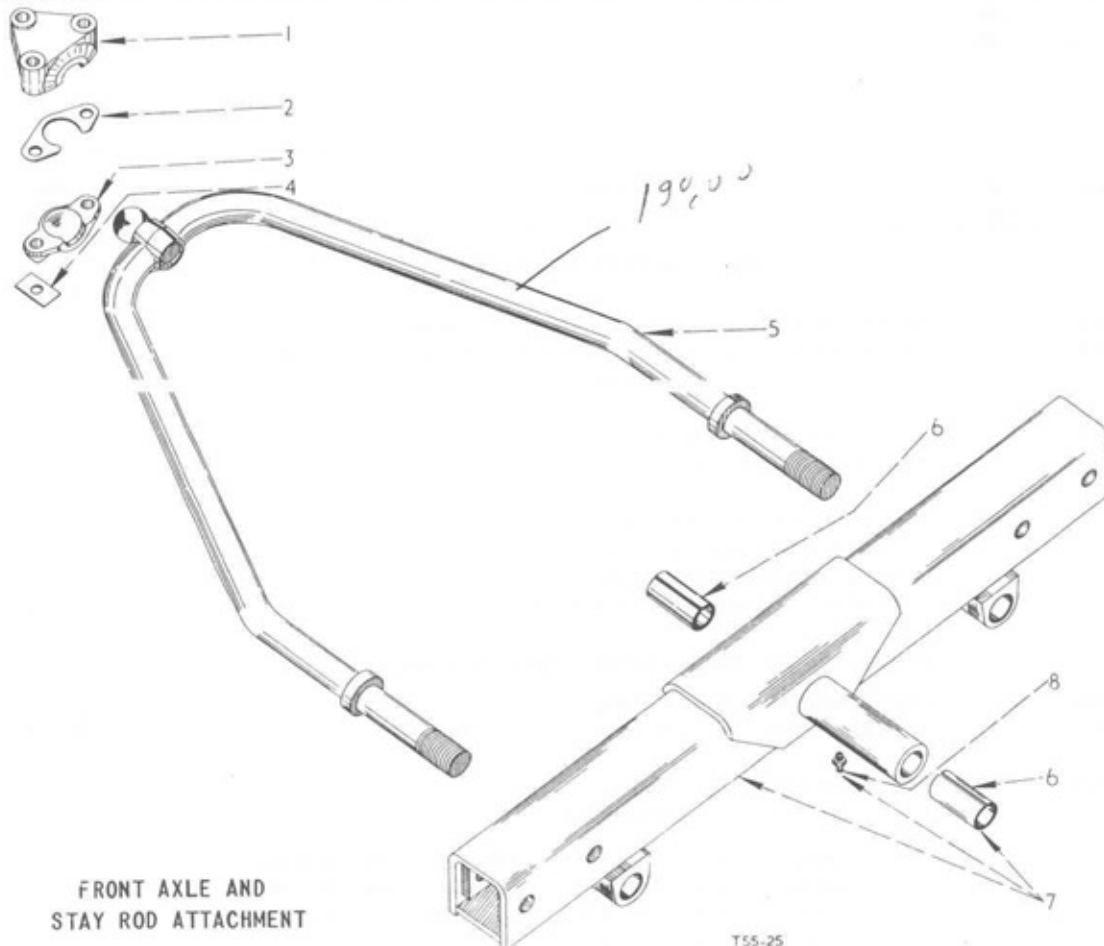
TRACTORMETER ATTACHMENT

			A	B
3045 780 R91		ATTACHMENT, tractor, m.p.h. (Petrol) - Col. A	1	-
3047 699 R91		ATTACHMENT, tractor, k.p.h. (Petrol) - Col. B	-	1
comprising :-				
3045 066 R91	1	TRACTORMETER, (m.p.h.)	1	-
3045 067 R91	1	TRACTORMETER, (K.p.h.)	-	1
3045 856 R1	2	BRACKET, tractor, cpte.	1	1
169 469		SCREW, self tapping, sltd. rd. hd., No.8 x 5/8"	4	4
or 3040 857 R1	2	BRACKET, tractor, cpte.	1	1
125 706		SCREW, self tapping, No.8 x 1/4"	4	4
3047 700 R11	3	PANEL, scuttle, cpte. (factory application only)	1	1
3047 701 R91	4	DRIVE, flexible 34-1/4" long	1	1
3049 383 R1		FLEX, inner 35-1/4" long	X	X
3047 702 R91	5	TACHOMETER, drive, cpte.	1	1
		(comprising		
	1 DOG	3047 706 R1	1 PIN	932 204 R1
	1 GEAR	3047 704 R11	1 SCREW	3047 707 R1
	1 GEAR	3047 705 R11	1 WASHER	103 320)
	1 HOUSING	3047 703 R11		



ATTACHMENTS

Part Number	Ref. No.	Description	Serial Number	No. Req'd.
TRACTORMETER ATTACHMENT - continued				
				A B
3047 705 R11	6	GEAR, driven, assy. comprising:-		1 1
3047 710 R1	7	BEARING, driven gear		1 1
3047 705 R1	8	GEAR, driven, tachometer		1 1
3047 711 R91	9	OIL SEAL, bonded		1 1
3047 707 R1	10	SCREW, retaining, bearing		1 1
103 320	11	WASHER, lock, 5/16"		1 1
3047 704 R11	12	GEAR, drive, assy. comprising:-		1 1
3047 709 R1	13	DOG, driving, distributor		1 1
932 204 R1		PIN, roll, 33mm. dia. x 20mm.		1 1
3047 704 R1	14	GEAR, tachometer drive		1 1
3047 703 R11	15	HOUSING, gearbox, tachometer drive, assy. comprising:-		1 1
3047 703 R1	16	HOUSING, gear box, tachometer drive		1 1
3047 708 R1	17	BUSH, wrapped, 1/2" I.D. x 5/8" (Butt Joint)		2 2



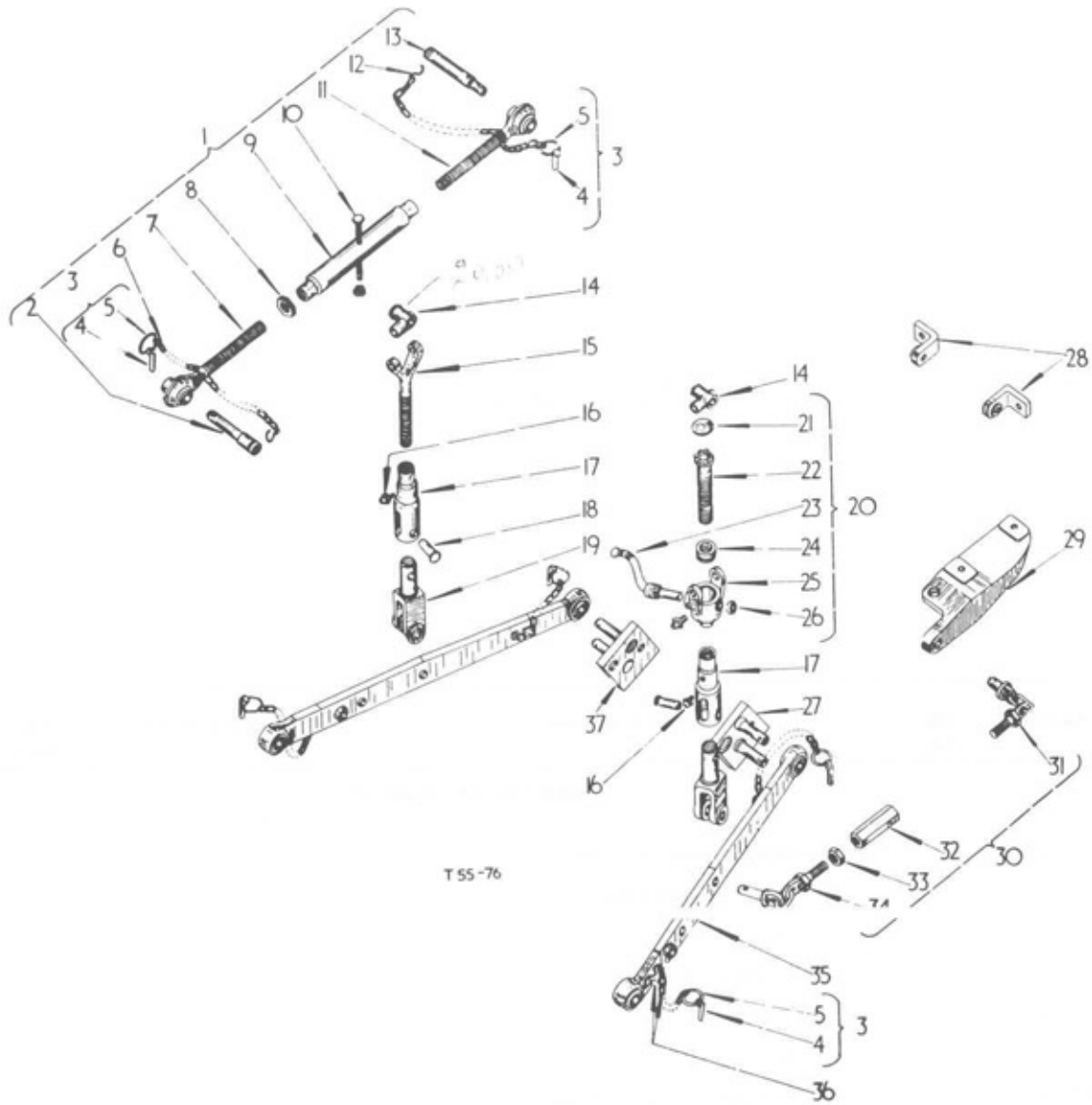
T55-25

ATTACHMENT



Part Number	Ref. No.	Description	Serial Number	No. Req'd.
FRONT AXLE AND STAY ROD ATTACHMENT				
3045 495 R91		ATTACHMENT, front axle with stay rod		1
3043 920 R1	1	SOCKET, ball, stay rod		1
842 389 R1	2	SHIM, cap, stay rod socket		X
842 388 R1	3	CAP, stay rod ball socket		1
842 391 R1	4	LOCKPLATE, ball socket		3
271 560		BOLT, hex. hd., 5/8" x 1-3/4"		1
271 566		BOLT, hex. hd., 5/8" x 3"		2
3043 919 R11	5	ROD, stay, cpte.		1
427 370		NUT, hex., 1-3/8" UNF		2
131 036		WASHER, lock, 1-3/8"		2
3043 856 R1	6	BUSH, front axle pivot pin		2
3043 916 R91	7	AXLE, front, cpte. w/two BUSHES 3043 856 R1 and LUBRICATOR 109 461		1
109 461	8	LUBRICATOR, straight, 1/8" NPT		1
or 119 512		LUBRICATOR, straight, 1/8" NPT		1

Part Number	Ref. No.	Description	Serial Number	No. Req'd.
AMMETER ATTACHMENT				
708 109 R92		ATTACHMENT, ammeter (Petrol) comprising:-		1
708 642 R1		BEZEL		1
708 637 R1		CLAMP, terminal		2
708 639 R1		GLASS		1
708 636 R1		NUT		2
3041 056 R1		RUBBER, bezel (inner)		1
708 640 R1		RUBBER, bezel (outer)		1



THREE POINT LINKAGE ATTACHMENT

ATTACHMENTS



Part Number	Ref. No.	Description	Serial Number	No. Req'd.
THREE POINT LINKAGE ATTACHMENT				
° 3048 451 R91	1	ATTACHMENT, three point linkage		1
3044 339 R91	1	LINK, top, cpte. comprising :-		1
704 183 R1	2	PIN, top link, (cat. 1)		1
704 212 R91	3	COTTER, implement, cpte., w/RING 704 187 R1 and COTTER 700 531 R1		6
700 531 R1	4	COTTER, implement		6
704 187 R1	5	RING, clip, implement cotter		6
704 184 R93	6	CHAIN, retaining, top link, assy.		2
704 178 R21	7	EYEBOLT, top link, assy. (cat.1)		1
218 445	8	NUT, jam, hex. 1"		1
3044 340 R1	9	TURNBUCKLE, top link		1
17 926 R1	10	BOLT, hex. hd., 1/2" x 7"		1
704 181 R1		NUT, pinnacle, 1/2" simmonds		1
or 3040 353 R1		NUT, sealing, self, 1/2"		1
704 177 R21	11	EYEBOLT, top link, assy. (cat. 11)		1
704 185 R1	12	HOOK, top, link pin		2
704 182 R1	13	PIN, top link, (cat. 11)		1
704 207 R2	14	SWIVEL, lift rod		2
3044 350 R1	15	ROD, lift, upper half, L.H.		1
119 512	16	LUBRICATOR, fitting		2
3045 186 R1	17	TUBE, telescoping, lift rod		2
3044 309 R1	18	PIN, std., hd., 5/8" x 3-3/8" (hardened)		2
103 407		PIN, cotter, 3/16" x 1"		2
3044 352 R1	19	FORK, lift rod		2
720 631 R1		CLIP, spring		2
708 884 R1		PIN, std. hd., 3/4" x 2-7/16"		2
575 813 R1		WASHER, plain, 25/32" I.D. x 1-1/4" O.D. x 11 ga.		2
3044 344 R91	20	ROD, lift, levelling, cpte. comprising :-		1
172 580	21	PLUG, expansion, 1-7/8" O.D.		1
3044 349 R1	22	ROD, levelling		1

ATTACHMENTS

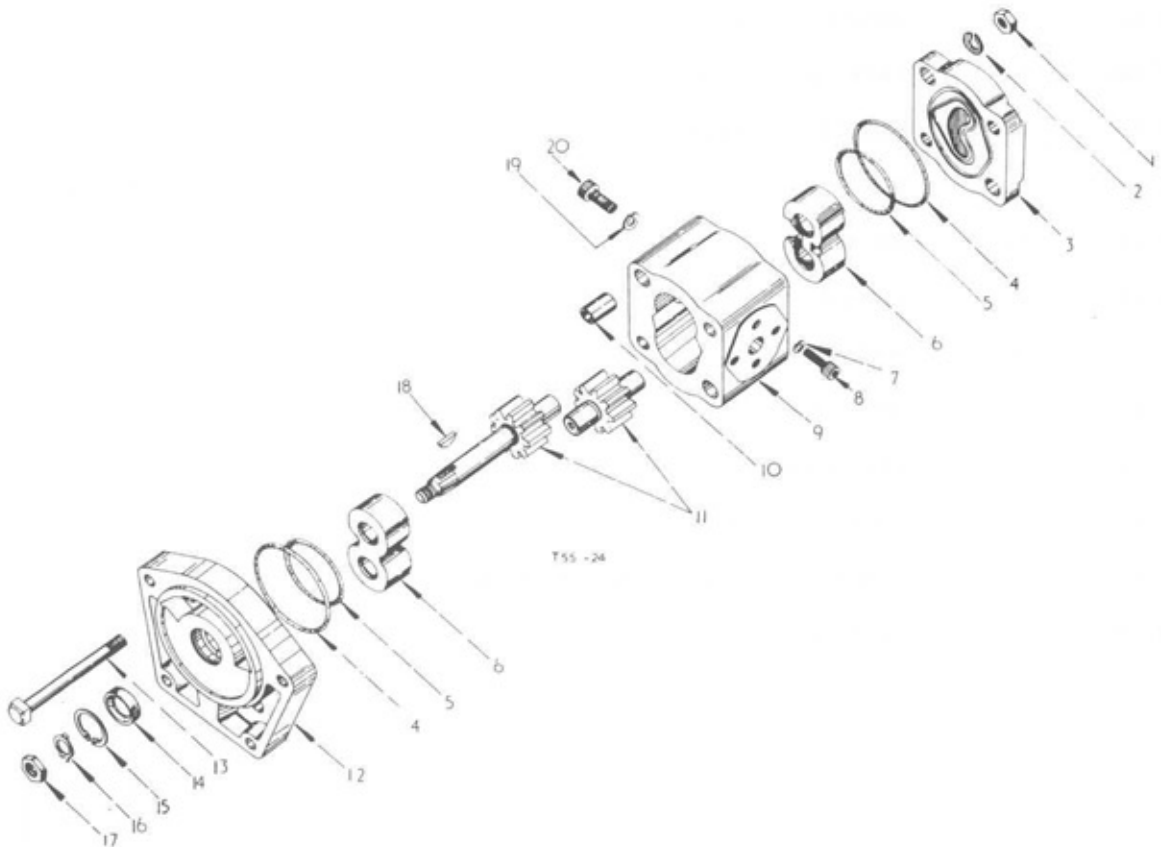


Part Number	Ref. No.	Description	Serial Number	No. Req'd.
THREE POINT LINKAGE ATTACHMENT - continued				
704 200 R32	23	CRANK, control, levelling, cpte.		1
3044 346 R91	24	BEARING, thrust ball 1"		1
or 3044 347 R91	24	BEARING, thrust ball 1"		1
or 3044 348 R91	24	BEARING, thrust ball 1"		1
3044 345 R1	25	BOX, gear, levelling		1
119 512		LUBRICATOR, 7/16"		1
704 203 R1	26	COLLAR, crank, levelling control		1
142 507		PIN, groove, 3/16" x 7/8", type 1		1
3048 453 R91	27	PLATE, linkage hitch, cpte., R.H.		1
271 606		BOLT, hex. hd., 3/4" x 1-3/8"		2
114 610		WASHER, lock, external tooth, 3/4"		2
704 779 R3	28	BRACKET, check chain inner		2
17 439 R1		BOLT, hex. hd., 1/2" x 1-1/8"		2
103 323		WASHER, lock, 1/2"		2
3048 461 R1	29	BRACKET, check chain, R.H. (illustrated)		1
3048 460 R1		BRACKET, check chain, L.H. (not illustrated)		1
17 956 R1		BOLT, hex. hd., 5/8" x 7-3/4"		4
102 639		NUT, hex., 5/8"		4
103 325		WASHER, lock, 5/8"		4
3048 454 R91	30	CHAIN, check, assy. comprising :-		2
3048 456 R91	31	END, tractor, check chain, cpte.		2
3048 314 R1	32	NUT, adjustment, check chain		2
218 443	33	NUT, jam, hex., 3/4"		2
3048 455 R91	34	END, link, check chain, cpte.		2
3044 341 R91	35	LINK, lower, assy. w/two HOLDERS 707 071 R12 and two COTTER 704 212 R91		2
707 071 R12	36	HOLDER, link pin, cpte.		4
3048 452 R91	37	PLATE, linkage, hitch, cpte. L.H.		1
271 606		BOLT, hex. hd., 3/4" x 1-3/8"		2
114 610		WASHER, lock, external tooth, 3/4"		2

ATTACHMENTS



Part Number	Ref. No.	Description	Serial Number	No. Req'd.
THREE POINT LINKAGE ATTACHMENT - continued				
709 307 R92		EYEBOLT, top link, assy. (cat. 1 end) (comprising 1 CHAIN 704 184 R93 1 HOOK 704 185 R1 1 COTTER 704 212 R91 1 PIN 704 183 R1 1 EYEBOLT 704 178 R21 1 NUT 218 445)		x
709 308 R92		EYEBOLT, top link, assy. (cat.11 end) (comprising 1 CHAIN 704 184 R93 1 HOOK 704 185 R1 1 COTTER 704 212 R91 1 PIN 704 182 R1) 1 EYEBOLT 704 177 R21		x
* NOTE : Used only with hydraulic lift attachment (Vary Touch)				



HYDRAULIC PUMP 8 G. P. M.

ATTACHMENTS

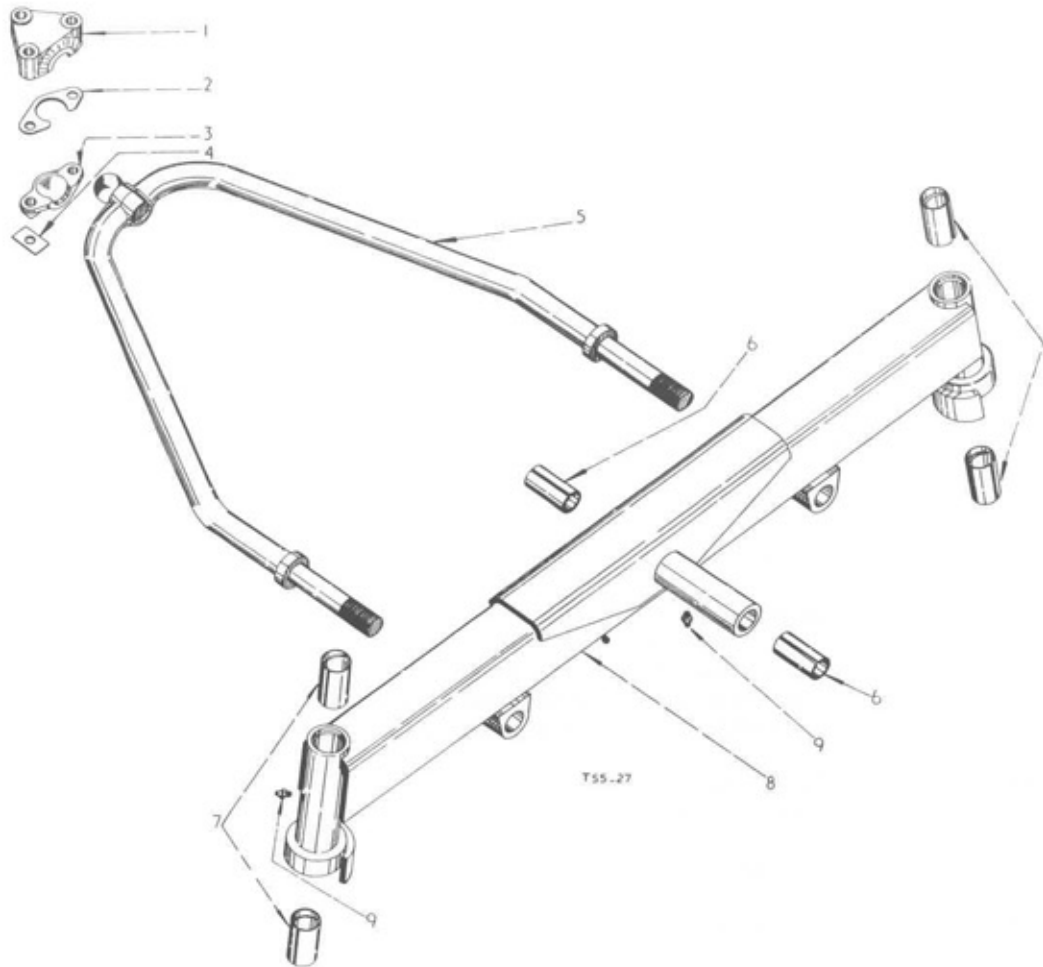


Part Number	Ref. No.	Description	Serial Number	No. Req'd.
HYDRAULIC PUMP				
3043 981 R91		PUMP, hydraulic, 8 G.P.M. comprising : -		1
3044 632 R1	1	NUT, class 2B, 3/8" UNF		4
3044 634 R1	2	WASHER, spring, 3/8"		4
3044 628 R1	3	COVER		1
3044 623 R1	4	"O" RING, flange sealing		2
3044 624 R1	5	"O" RING, pressure relief		2
3049 628 R1	6	BEARING		2
3044 644 R1	7	WASHER, spring		2
3044 642 R1	8	SCREW, allen, 1/4" x 3/4" (outlet port)		2
3049 626 R1	9	BODY, pump		1
3044 639 R1		"O" RING, manifold (inlet)		1
3044 640 R1		"O" RING, manifold (outlet)		1
3044 631 R1	10	DOWEL, hollow		4
3049 627 R91	11	PACK, gear spares		1
3044 630 R1	12	FLANGE, clockwise		1
3049 625 R1	13	BOLT		4
3044 625 R1	14	OIL SEAL		1
3044 626 R1	15	CIRCLIP		1
3044 636 R1	16	WASHER, lock		1
3044 638 R1	17	NUT, lock		1
3044 637 R1	18	KEY, Woodruff		1
3044 643 R1	19	WASHER, spring, (inlet port)		2
3044 641 R1	20	SCREW, Allen, 5/16" x 3/4" (inlet port)		2
3049 629 R91		PACK, seal		X

ATTACHMENTS



Part Number	Ref. No.	Description	Serial Number	No. Req'd.
DE-LUXE SEAT ATTACHMENT				
3045 774 R91		ATTACHMENT, seat, de-luxe (comprising		1
		1 BACKREST 3040 988 R92	2 PIN 3048 260 R1	
		11 BOLT 179 791	1 STIFFENER 3048 127 R91	
		2 BOLT 179 816	1 SEAT 3048 263 R91	
		1 BUFFER 3048 265 R91	1 TUBE 3048 262 R1	
		1 FRAMEWORK 3048 126 R91	11 WASHER 114 604	
			2 WASHER 114 605)	
3040 988 R92		BACKREST, cpte. w/COVER 3042 678 R91, INTERIOR 3040 996 R1 and		1
		PLATE 3042 677 R91		
179 816		BOLT, hex. hd., 5/16" x 3/4"		2
114 605		WASHER, lock, external tooth, 5/16"		2
3048 265 R91		BUFFER, seat		1
3042 678 R91		COVER, backrest		1
3048 129 R91		COVER, seat		1
3048 126 R91		FRAMEWORK, assy.		1
179 791		BOLT, hex. hd., 1/4" x 1/2"		11
179 816		BOLT, hex. hd., 3/4" x 5/16"		2
114 604		WASHER, lock, external tooth, 1/4"		11
114 605		WASHER, lock, external tooth, 5/16"		2
3048 264 R91		INTERIOR, seat		1
3040 996 R1		INTERIOR, backrest		1
3048 260 R1		PIN, locating		2
3042 677 R91		PLATE, backrest, assy.		1
3048 263 R91		SEAT, polythene, and back COVER, cpte. W/COVER 3048 129 R91		1
		and INTERIOR 3048 264 R91		
3048 262 R1		TUBE, spacer, polythene, 5-3/4"		1

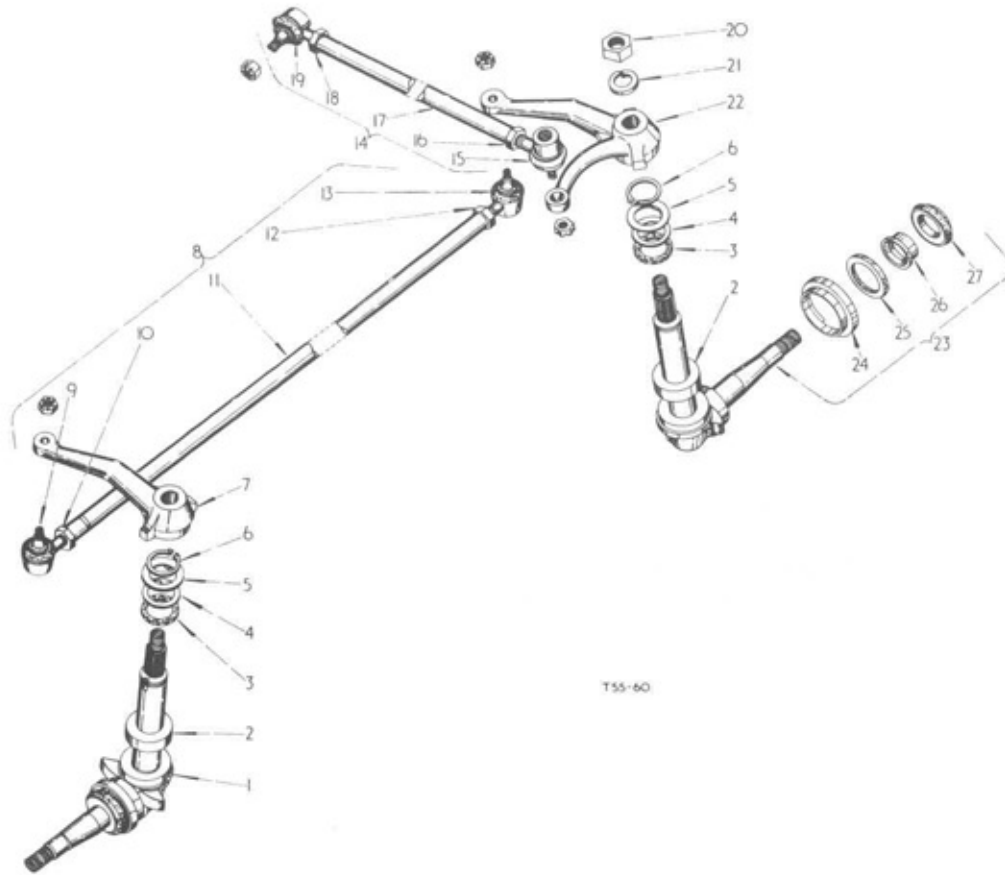


Part Number	Ref. No.	Description	Serial Number	No. Req'd.	
FIXED TREAD FRONT AXLE ATTACHMENT					
3045 836 R91		ATTACHMENT, fixed tread front axle (factory application)		A	B
		ATTACHMENT, fixed tread front axle comprising :-		1	-
		FIXED TREAD FRONT AXLE HUB, front wheel (see detail list)		-	1
		STEERING KNUCKLE AND TIE ROD (see detail list)			
3043 920 R1	1	SOCKET, ball, stay rod		1	1
271 560		BOLT, hex. hd., 5/8" x 1-3/4"		1	1
271 566		BOLT, hex. hd., 5/8" x 3"		2	2

ATTACHMENTS



Part Number	Ref. No.	Description	Serial Number	No. Req'd.
FIXED TREAD FRONT AXLE ATTACHMENT - continued				
842 389 R1	2	SHIM, stay rod socket cap		x x
842 388 R1	3	CAP, stay rod ball socket		1 1
842 391 R1	4	PLATE, lock, ball socket		3 3
3043 919 R11	5	ROD, stay, cpte.		1 1
427 370		NUT, hex. 1-3/8" UNF		2 2
131 036		WASHER, lock, 1-3/8"		2 2
3043 856 R1	6	BUSH, front axle pivot pin		2 2
751 942 R1	7	BUSH, steering knuckle pivot pin		4 4
3044 013 R91	8	AXLE, front, cpte. w/two BUSH 3043 856 R1, four BUSH 751 942 R1 and LUBRICATOR 109 461		1 1
109 461	9	LUBRICATOR, straight, 1/8" NPT		3 3
or 119 512		LUBRICATOR, straight, 1/8" NPT		3 3
3043 857 R1		PIN, pivot, front axle		1 -
443 059		PIN, groove, 3/8" x 2-3/4"		1 -



TSS-60

Part Number	Qty. No.	Description	Serial Number	Qty. Req'd.
STEERING KNUCKLES AND TIE ROD				
USED WITH FIXED TREAD FRONT AXLE				
3043 928 R92	1	KNUCKLE, steering, R.H. cpte. (comprising 1 OIL SEAL 48 539 D 1 SPACER 50 270 D 1 SHIELD 48 541 D 1 WASHER 50 259 D		A B 1 1
751 947 R91	2	BEARING, thrust, steering knuckle		2 2
3043 931 R1	3	WASHER, felt		2 2
3043 932 R1	4	WASHER, steering knuckle pivot		2 2
3043 933 R1	5	WASHER, retaining, steering knuckle pivot		2 2
3043 934 R1	6	CIRCLIP (41 mm. shaft size)		2 2

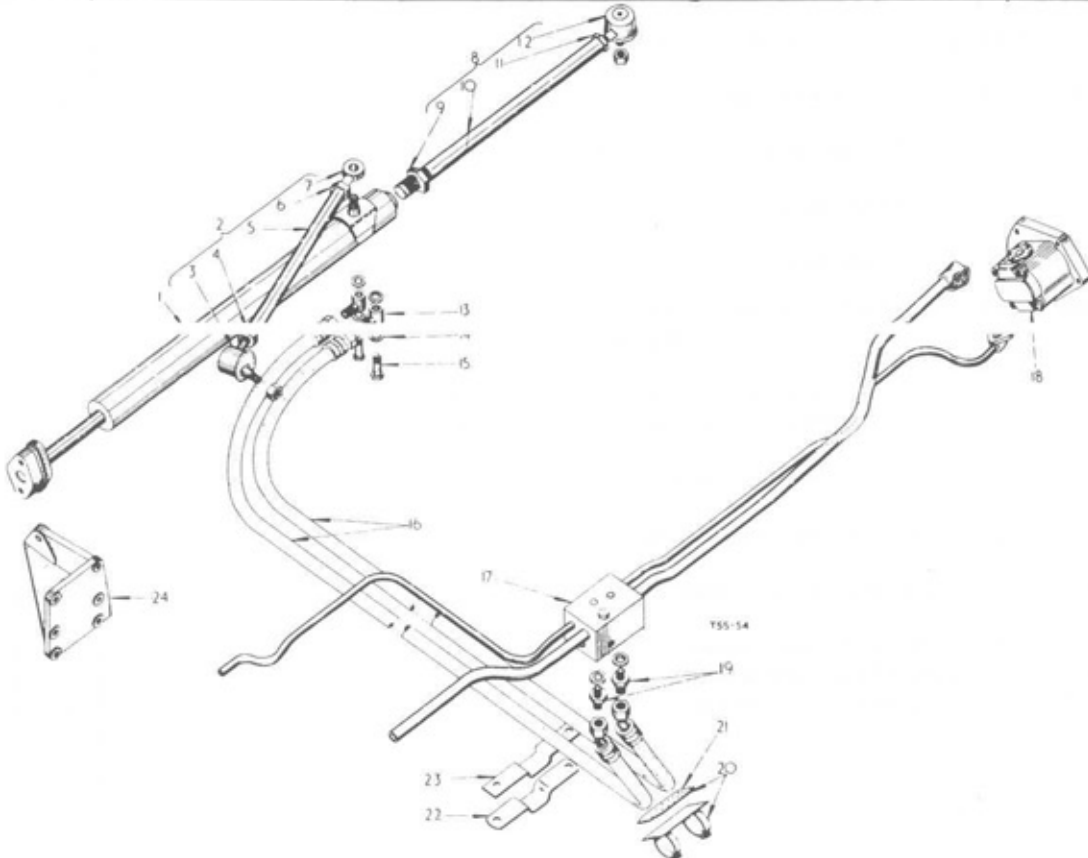


Part Number	Ref. No.	Description	Serial Number	No. Req'd.	
STEERING KNUCKLES AND TIE ROD - continued					
				A	B
3044 019 R1	7	ARM, steering, R.H.		1	1
3044 020 R91	8	ROD, tie, cpte. comprising :-		1	1
3045 317 R91	9	SOCKET, assy. R.H.		1	1
705 248 R1	10	NUT, R.H. 3/8" BSP		1	1
3045 315 R1	11	LINK, drag		1	1
705 247 R1	12	NUT, L.H. 3/8" BSP		1	1
3045 316 R91	13	SOCKET, assy. L.H.		1	1
3044 021 R91	14	LINK, drag, cpte. comprising :-		1	1
3045 314 R91	15	SOCKET, assy. L.H.		1	1
705 247 R1	16	NUT, L.H. 3/8" BSP		1	1
3045 318 R1	17	LINK, drag		1	1
705 248 R1	18	NUT, R.H. 3/8" BSP		1	1
3045 320 R91	19	SOCKET, assy. R.H.		1	1
3043 937 R1	20	NUT, jam, hex., 1" - 12 UNF		2	2
121 362	21	WASHER, lock, 1"		2	2
3044 018 R1	22	ARM, steering, L.H.		1	1
3043 927 R92	23	KNUCKLE, steering, cpte. L.H. (comprising 1 OIL SEAL 48 539 D 1 SPACER 50 270 D 1 SHIELD 48 541 D 1 WASHER 50 259 D)		1	1
48 541 D	24	SHIELD, dust, front wheel		2	2
50 259 D	25	WASHER, felt, front wheel		2	2
50 270 D	26	SPACER, bearing, front wheel		2	2
48 539 D or 3042 600 R91 or 704 083 R91	27	OIL SEAL, front wheel OIL SEAL, front wheel OIL SEAL, front wheel		2 2 2	2 2 2

ATTACHMENTS



Part Number	Ref. No.	Description	Serial Number	No. Req'd.
POWER STEERING AND FRONT AXLE ATTACHMENT				
°		ATTACHMENT, Power steering and adjustable front axle, (factory application))	1
°°		ATTACHMENT, Power steering and adjustable front axle, (factory application)) Col.A	
°	3048 835 R91	ATTACHMENT, Power steering and adjustable front axle)	1
°°	3048 837 R91	ATTACHMENT, Power steering and adjustable front axle) Col.B	
°	3045 493 R91	ATTACHMENT, Power steering for adjustable front axle)	1
°°	3048 249 R91	ATTACHMENT, Power steering for adjustable front axle) Col.C	
°	3045 494 R91	ATTACHMENT, Power steering for fixed tread front axle)	1
°°	3048 250 R91	ATTACHMENT, Power steering for fixed tread front axle) Col.D	
<p>* NOTE For machines fitted with Hydraulic lift Attachments (Mechanical Depth Control and Remote Cylinders)</p> <p>*° NOTE : For machines fitted with Hydraulic lift Attachment (Vary Touch)</p>				



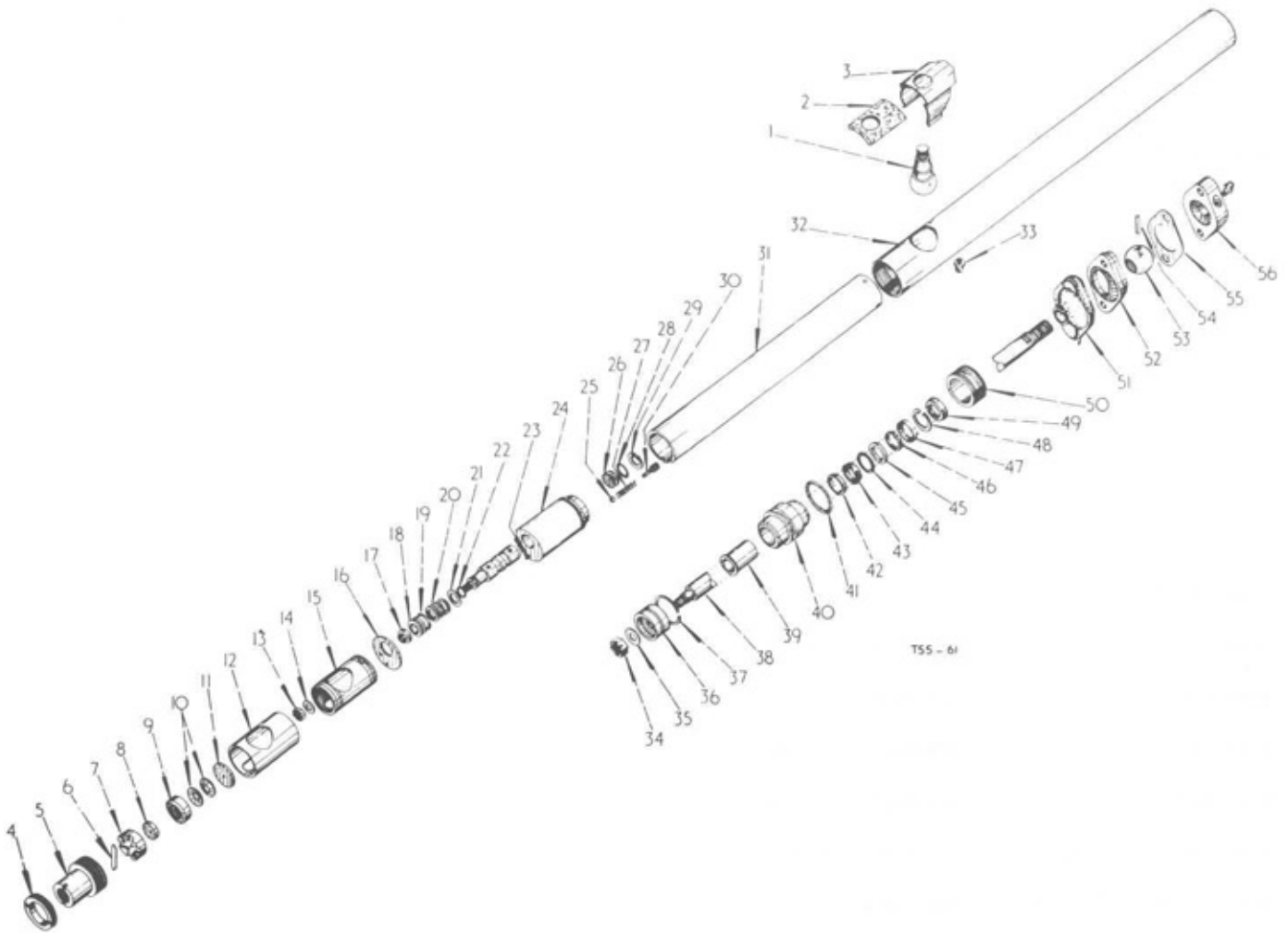


Part Number	Ref. No.	Description	Serial Number	No. Req'd.	
POWER STEERING, CYLINDER AND VALVE					
3043 938 R91	1	BOOSTER, steering, cpte. (see detail list)		A 1	B 1
3044 026 R91	2	LINK, drag, cpte.		-	-
3043 949 R92	2	LINK, drag, assy., cpte. (illustrated)		1	1
		comprising :-			
3045 321 R91	3	SOCKET, assy. L.H.		-	-
3040 921 R91	3	SOCKET, assy. (comprising		1	1
		1 BOOT 3041 067 R1 1 PIN 103 374			
		1 CLIP 3041 066 R1 1 WASHER 3041 065 R1)			
		1 NUT 3046 707 R1			
705 247 R1	4	NUT, 3/8" B.S.P., L.H.		1	1
3043 953 R1	5	DRAGLINK		1	1
3044 027 R1	5	DRAGLINK		-	-
705 248 R1	6	NUT, 3/8" B.S.P., R.H.		1	1
3043 951 R1	7	END, draglink		1	1
102 649		NUT, hex., slotted, 5/8" UNF		1	1
103 386		PIN, cotter, 1/8" x 1-1/4"		1	1
103 345		WASHER, plain, 21/32" x 1-5/16" x .095		1	1
3044 022 R91	8	LINK, connecting, cpte.		-	-
3043 945 R91	8	LINK, connecting, cpte. comprising :-		1	1
3043 937 R1	9	NUT, jam, 1" - 12 UNF		1	1
3043 946 R1	10	LINK, connecting		1	1
705 247 R1	11	NUT, 3/8" B.S.P., L.H.		1	1
3045 309 R91	12	SOCKET, assy., L.H.		1	1
3045 314 R91	12	SOCKET, assy., L.H.		-	-
3043 982 R1	13	BANJO		2	2
704 743 R91	14	WASHER, sealing		6	6
3043 983 R1	15	BOLT, banjo		2	2
3043 978 R91	16	HOSE, assy.		2	2
3045 582 R91	17	VALVE, flow control and pipes, asst. (Mechanical Depth Control) (See detail list)		1	1
3045 581 R91	17	VALVE, flow control and pipes, assy. (Vary Touch) (See detail list)		1	1
103 866		PLUG, pipe, 1/4" NPT (used in Crankcase)		1	1
or 219 189		PLUG, pipe, 1/4" NPT (used in Crankcase)		1	1
or 103 818		PLUG, pipe, 1/4" NPT (used in Crankcase)		1	1

ATTACHMENTS



Part Number	Ref. No.	Description	Serial Number	No. Req'd.			
POWER STEERING, CYLINDER AND VALVE - continued							
3043 981 R91	18	PUMP, hydraulic, cpte. (8 G.P.M.) (see detail list)		A	B	C	D
702 270 R2	19	ADAPTOR, reducing		1	1	1	1
* 3045 831 R91	20	SHIELD, hose, cpte., w/PLATE 3060 195 R1 and SHEET 3047 839 R1		2	2	2	2
179 793		BOLT, hex. hd., 1/4" x 5/8"		1	1	1	1
109 084		NUT, hex., 1/4"		2	2	2	2
103 319		WASHER, lock, 1/4"		2	2	2	2
3047 839 R1	21	SHEET, asbestos, hose shield		1	1	1	1
3043 979 R1	22	BRACKET, hose		1	1	1	1
179 837		BOLT, hex. hd., 3/8" x 3/4"		2	2	2	2
3043 980 R1	23	INSERT, rubber		1	1	1	1
3043 954 R1	24	BRACKET, re-action		1	1	1	1
179 841		BOLT, hex. hd., 3/8" x 1-1/4"		3	3	3	3
179 843		BOLT, hex. hd., 3/8" x 1-1/2"		2	2	2	2
102 635		NUT, hex., 3/8"		2	2	2	2
141 244		PIN, dowel, 3/8" x 1"		1	1	1	1
103 321		WASHER, lock, 3/8"		5	5	5	5
3041 067 R1		BOOT, rubber)		1	1	1	-
3041 066 R1		CLIP, boot)		1	1	1	-
3046 707 R1		NUT, slotted) Used in socket assy.		1	1	1	-
103 374		PIN, cotter, 3/32" x 1")		1	1	1	-
3041 065 R1		WASHER, boot)		1	1	1	-
** 3045 830 R91		COVER, clutch housing, hand hole, cpte.		1	1	1	-
179 836		BOLT, hex. hd., 3/8" x 11/16"		2	2	2	2
100 001		WASHER, lock, 3/8"		-	-	-	-
3060 195 R1		PLATE, hose shield cover		1	1	1	1
<p>* NOTE: Only required when 3044 046 R91 Downswept Exhaust Pipe Attachment is fitted</p> <p>** NOTE: Only required when tractor is fitted with standard clutch housing</p>							



Part Number	Ref. No.	Description	Serial Number	No. Req'd.
-------------	----------	-------------	---------------	------------

POWER STEERING - BOOSTER

3043 938 R91		BOOSTER, steering, cpte. w/ADAPTORS comprising :-		1
3048 486 R1	1	PIN, ball, with pip		1
3048 508 R1	2	PAD, grease retainer		1
3048 507 R1	3	COVER, spring		1
3048 489 R1	4	RING, lock, for extension		1
3048 488 R1	5	EXTENSION, take-off		1
3046 133 R1	6	CLIP, spring		1
3046 132 R1	7	HOLDER, ball cup		1

ATTACHMENTS

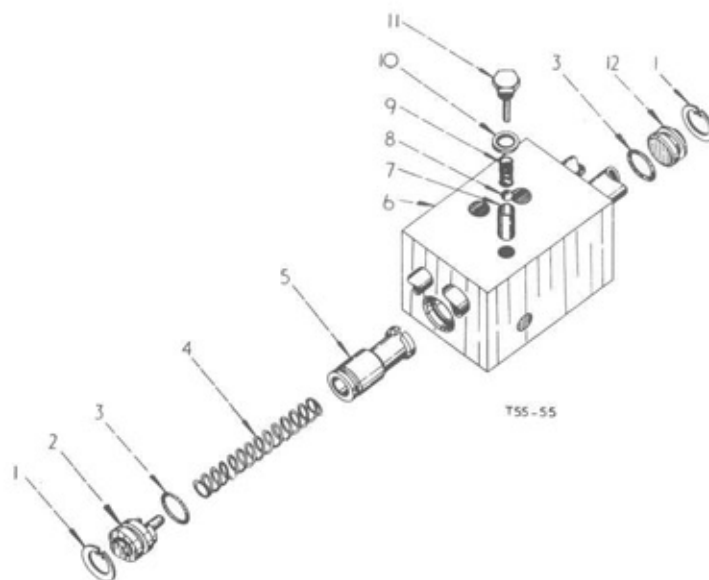


Part Number	Ref. No.	Description	Serial Number	No. Req'd.
POWER STEERING - BOOSTER				
3046 131 R1	8	CUP, ball		1
3046 129 R1	9	CUP, ball		1
3046 128 R1	10	WASHER, belleville		2
3046 127 R1	11	WASHER, backing		1
3046 134 R1	12	SLEEVE, locating		1
3048 479 R1	13	NUT, on spool		1
3046 119 R1		PIN, split		1
3048 480 R1	14	WASHER, hardened		1
3048 485 R1	15	SLEEVE, operating		1
3046 122 R1	16	SPACER		1
3048 481 R1	17	COLLAR		1
3048 477 R1	18	RING, re-action		1
3048 478 R1	19	"O" RING, on re-action ring		1
3048 483 R1	20	SPRING, re-action		1
3048 482 R1	21	WASHER, re-action		2
3048 484 R1	22	"O" RING, on spool		1
3046 116 R1	23	PIN, locating		2
3048 450 R91	24	BODY, valve and spool assy.		1
3046 102 R1	25	BALL, relief valve		1
3046 113 R1	26	COVER, end, in valve body		1
3046 103 R1	27	SPRING, relief valve		1
3046 112 R1	28	"O" RING, end cover		1
3046 114 R1	29	CIRCLIP, internal		1
3048 261 R1	30	PLUG and PIN, relief valve		1
3048 491 R1	31	TUBE, inner		1
3048 490 R1		PIN, split, at ends		2
3048 487 R91	32	TUBE, outer, assy.		1
3046 137 R1	33	LUBRICATOR		2
3048 496 R1	34	NUT		1
3048 497 R1		PIN, split		1

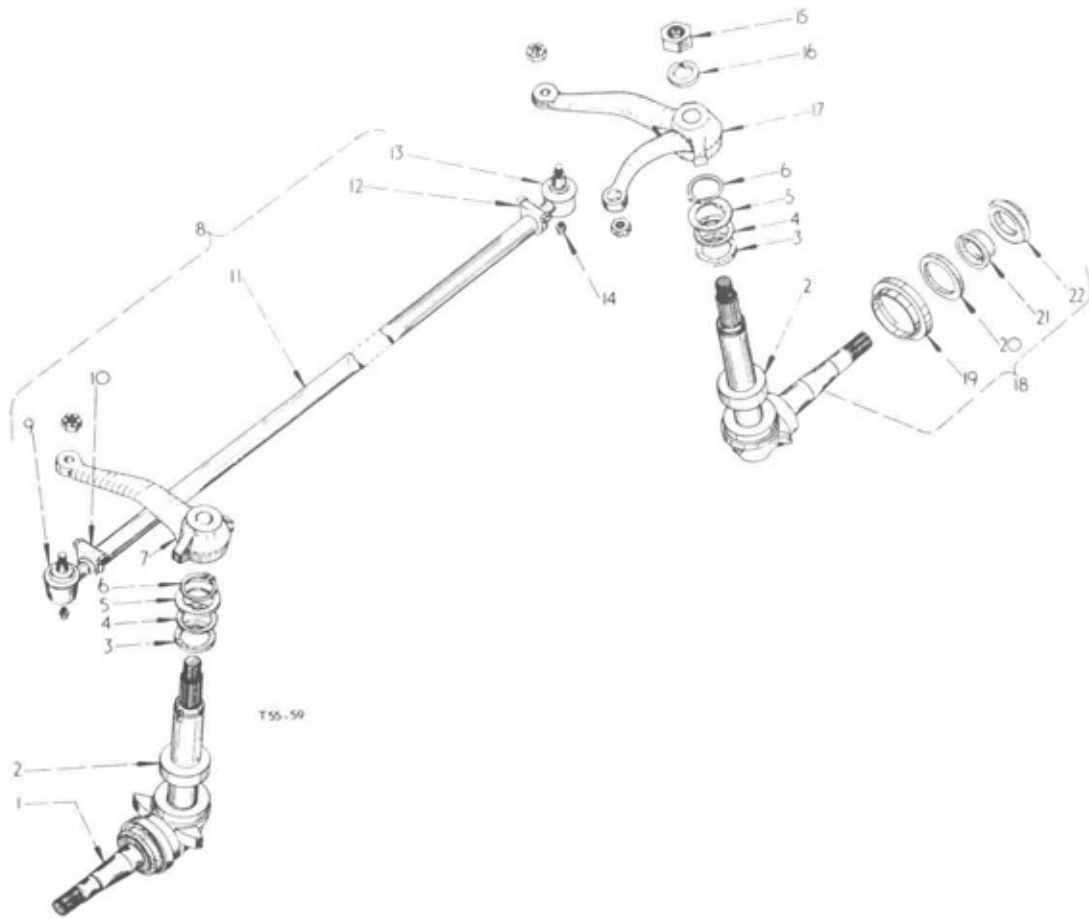
ATTACHMENTS



Part Number	Ref. No.	Description	Serial Number	No. Req'd.
POWER STEERING - BOOSTER				
3048 495 R1	35	WASHER		1
3048 493 R1	36	PISTON		1
3048 494 R1	37	RING, piston		1
*	38	ROD, piston (order 3048 492 R91)		1
*	39	BUSH, bearing (order 3048 498 R91)		1
*	40	HOUSING, bearing (order 3048 498 R91)		1
3046 115 R1	41	"O" RING, bearing		1
3048 500 R1	42	SPREADER, seal		1
3048 501 R1	43	RING, gland		1
3048 502 R1	44	WASHER, vellumoid		1
3048 504 R1	45	WASHER, metal		1
3048 499 R1	46	SCRAPER, rubber, square section		1
3048 505 R1	47	HOUSING, rubber scraper		1
3048 506 R1	48	CIRCLIP, internal		1
3048 509 R1	49	SCRAPER, lip		1
3048 503 R1	50	RING, lock, bearing		1
3043 944 R1	51	COVER, rubber, abutment		1
3043 943 R1	52	CUP, ball, inner		1
*	53	BALL, anchor (order 3048 492 R91)		1
*	54	PIN, anchor ball (order 3048 492 R91)		1
3043 941 R1	55	SHIM, to anchor cups		1
3043 939 R1	56	CUP, ball, outer		1
3043 982 R1		BANJO		2
3043 983 R1		BOLT, banjo		2
704 743 R91		SEAL, dowty		4
3048 498 R91		BEARING, assy.		1
3048 492 R91		PISTON ROD, assy.		1
* NOTE : Not supplied separately				



Part Number	Ref. No.	Description	Serial Number	No. Req'd.	
FLOW CONTROL VALVE AND PIPES					
3045 581 R91		VALVE, flow control, cpte. (Vary Touch)		A	B
3045 582 R91		VALVE, flow control, cpte. (Mechanical Depth Control)		1	-
		each comprising :-		-	1
3043 960 R1	1	CIRCLIP		2	2
3043 963 R91	2	RETAINER, spring, cpte. w/PIN 17 175 R1		1	1
252 707 R1	3	"O" RING, 3/4" x 15/16" x 3/32"		2	2
3043 962 R1	4	SPRING, flow control valve		1	1
3043 961 R1	5	VALVE, flow control		1	1
3045 580 R91	6	HOUSING, flow control and pipes, cpte.		-	1
3045 576 R91	6	HOUSING, flow control and pipes, cpte.		1	-
3043 967 R1	7	SLEEVE, guide, relief valve		1	1
16 008 R1	8	BALL, steel, grade 2, 1/4" dia.		1	1
3043 966 R1	9	SPRING, valve relief		1	1
3043 969 R1	10	WASHER, sealing		1	1
3043 968 R1	11	RETAINER, relief valve spring		1	1
3043 958 R1	12	RETAINER, flow control valve		1	1
17 175 R1		PIN, roll (3/16" dia. x 1")		-	1



T 55-59

Part Number	Ref. No.	Description	Serial Number	No. Req'd.
STEERING KNUCKLES AND TIE ROD				
3043 928 R92	1	KNUCKLE, steering, R.H. cpte. (comprising 1 OIL SEAL 48 539 D 1 SPACER 50 270 D 1 SHIELD 48 541 D 1 WASHER 50 259 D)		A B C D 1 1 1 -
751 947 R91	2	BEARING, thrust, steering knuckle		2 2 2 -
3043 931 R1	3	WASHER, felt		2 2 2 -
3043 932 R1	4	WASHER, steering knuckle pivot		2 2 2 -
3043 933 R1	5	WASHER, steering knuckle pivot retaining		2 2 2 -

ATTACHMENTS

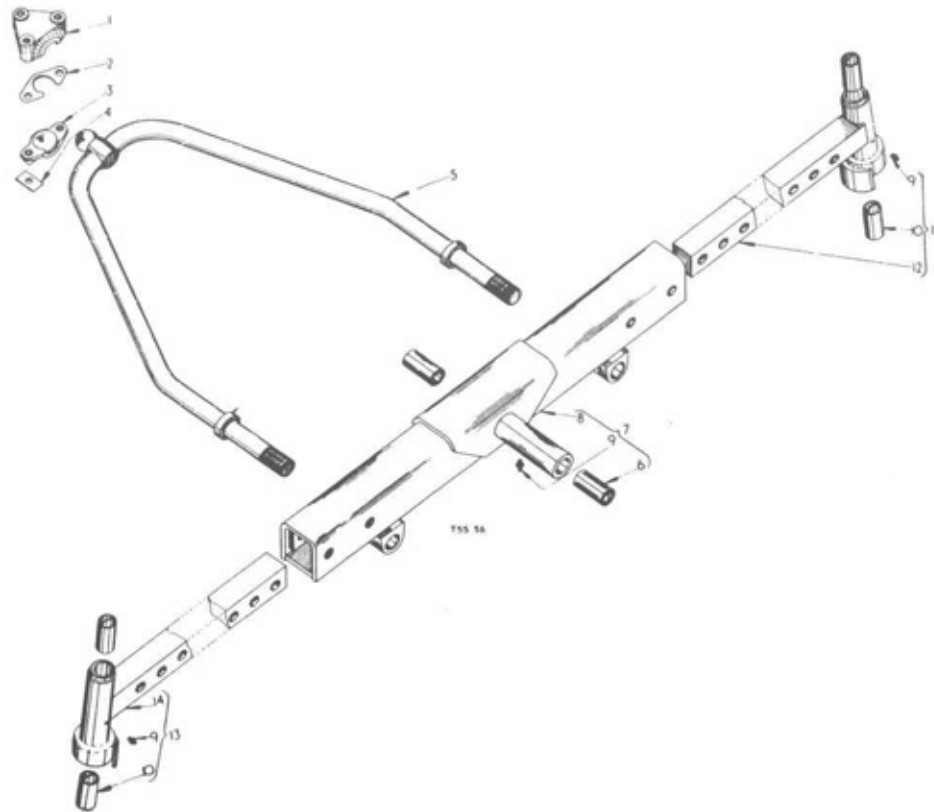


Part Number	Ref. No.	Description	Serial Number	No. Req'd.				
STEERING KNUCKLES AND TIE ROD - continued								
					A	B	C	D
3043 934 R1	6	CIRCLIP (41 mm shaft size)		2	2	2	-	-
3043 936 R1	7	ARM, steering, R.H.		1	1	1	-	-
708 426 R92	8	ROD, tie, cpte. comprising :-		1	-	-	-	-
3040 919 R92	9	END, tie rod, R.H. comprising :-		1	-	-	-	-
3041 067 R1		BOOT, rubber		1	-	-	-	-
3041 066 R1		CLIP, boot		1	-	-	-	-
3046 707 R1		NUT, slotted		1	-	-	-	-
103 374		PIN, cotter, 3/32" x 1"		1	-	-	-	-
3042 689 R1		WASHER, boot		1	-	-	-	-
3041 061 R91	10	CLIP, assy. R.H. comprising :-		1	-	-	-	-
3042 284 R1		BOLT, for socket		1	-	-	-	-
3042 282 R1		CLIP, for socket		1	-	-	-	-
3042 285 R1		NUT, for clip		1	-	-	-	-
3042 286 R1		WASHER, spring		1	-	-	-	-
3042 287 R1		WASHER		1	-	-	-	-
3041 063 R1	11	ROD, tie		1	-	-	-	-
3041 062 R92	12	CLIP, assy. L.H. comprising :-		1	-	-	-	-
3042 284 R1		BOLT, for socket		1	-	-	-	-
3042 283 R1		CLIP, for socket		1	-	-	-	-
3042 285 R1		NUT, for clip		1	-	-	-	-
3042 286 R1		WASHER, spring		1	-	-	-	-
3042 287 R1		WASHER		1	-	-	-	-
3040 920 R92	13	END, tie rod, L.H. comprising :-		1	-	-	-	-
3041 067 R1		BOOT, rubber		1	-	-	-	-
3041 066 R1		CLIP, boot		1	-	-	-	-
3046 707 R1		NUT, slotted		1	-	-	-	-
103 374		PIN, cotter, 3/32" x 1"		1	-	-	-	-
3042 689 R1		WASHER, boot		1	-	-	-	-
81 300 H	14	LUBRICATOR, straight, 1/8" - 28 NF		2	-	-	-	-
3043 937 R1	15	NUT, jam, hex., 1" UNF		2	2	2	-	-
121 362	16	WASHER, lock, 1"		2	2	2	-	-
3043 935 R1	17	ARM, steering, L.H.		1	1	1	-	-

ATTACHMENTS



Part Number	Ref. No.	Description	Serial Number	No. Req'd.			
STEERING KNUCKLES AND TIE ROD - continued							
3043 927 R92	18	KNUCKLE, steering, cpte. L.H. comprising :- 1 OIL SEAL 48 539 D 1 SPACER 50 270 D 1 SHIELD 48 541 D 1 WASHER 50 259 D)		A	B	C	D
				1	1	1	-
48 541 D	19	SHIELD, dust, front wheel		2	2	2	-
50 259 D	20	WASHER, felt, front wheel		2	2	2	-
50 270 D	21	SPACER, bearing, front wheel		2	2	2	-
48 539 D	22	OIL SEAL, front wheel		2	2	2	-
or 3042 600 R91	22	OIL SEAL, front wheel		2	2	2	-
or 704 083 R91	22	OIL SEAL, front wheel		2	2	2	-

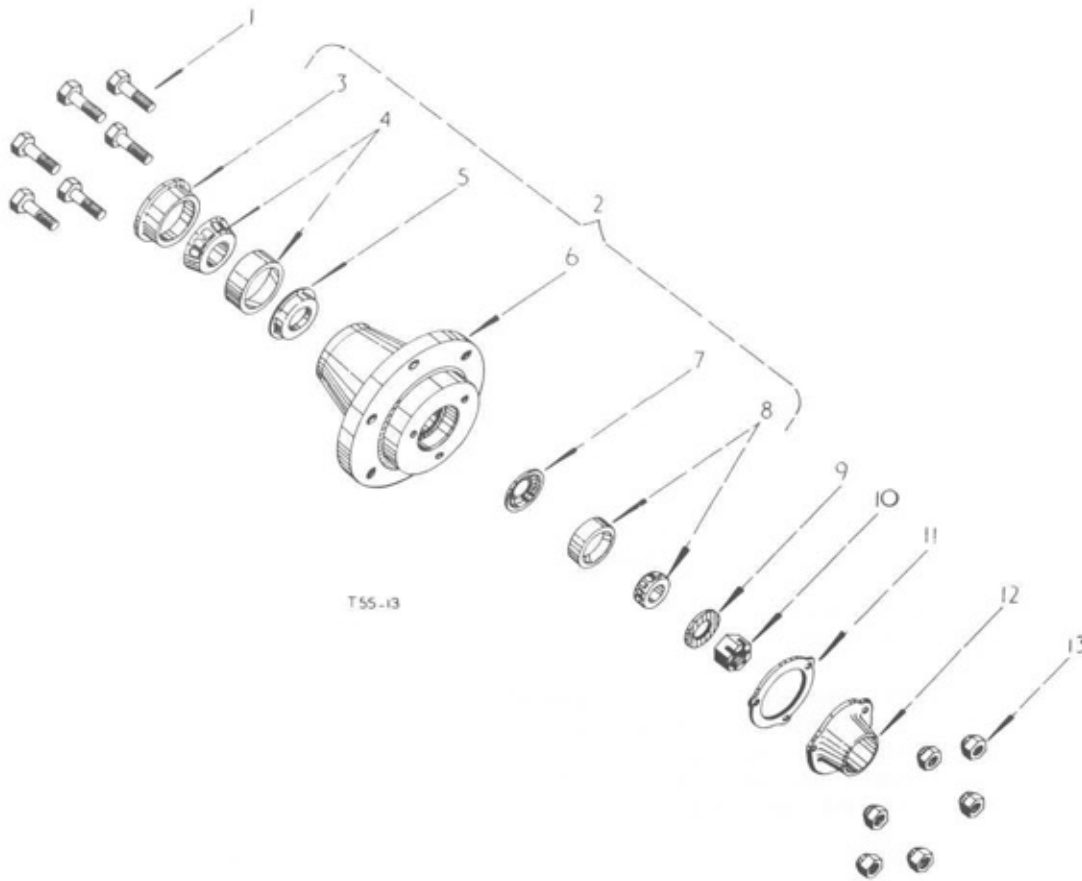


Part Number	Ref. No.	Description	Serial Number	No. Req'd.		
FRONT AXLE, EXTENSIONS AND STAY ROD						
3043 920 R1	1	SOCKET, ball, stay rod		1	1	- -
271 560		BOLT, hex. hd., 5/8" x 1-3/4"		1	1	- -
271 566		BOLT, hex. hd., 5/8" x 3"		2	2	- -
842 389 R1	2	SHIM, stay rod socket cap		X	X	- -
842 388 R1	3	CAP, stay rod ball socket		1	1	- -
842 391 R1	4	PLATE, lock, ball socket		3	3	- -
3043 919 R11	5	ROD, stay, cpte.		1	1	- -
427 370		NUT, hex., 1-3/8" UNF		2	2	- -
131 036		WASHER, lock, 1-3/8"		2	2	- -
3043 856 R1	6	BUSH, pivot pin		2	2	- -
3043 916 R91	7	AXLE, front, cpte. w/two BUSH 3043 856 R1 and LUBRICATOR 119 512		1	1	- -
*	8	AXLE, front		1	1	- -

ATTACHMENTS



Part Number	Ref. No.	Description	Serial Number	No. Req'd.	
FRONT AXLE, EXTENSION AND STAY ROD - continued					
119 512	9	LUBRICATOR, straight, 1/8" NPT		3 3 3	-
or 109 461	9	LUBRICATOR, straight, 1/8" NPT		3 3 3	-
751 942 R1	10	BUSH, steering knuckle pivot		4 4 4	-
3043 921 R91	11	EXTENSION, front axle, cpte. L.H. w/two BUSH 751 942 R1 and LUBRICATOR 119 512		1 1 1	-
*	12	EXTENSION, front axle, L.H.		1 1 1	-
3043 922 R91	13	EXTENSION, front axle, cpte. R.H. w/two BUSH 751 942 R1 and LUBRICATOR 119 512		1 1 1	-
*	14	EXTENSION, front axle, R.H.		1 1 1	-
3043 863 R1		BOLT, front axle extension		4 - - -	-
218 197		NUT, hex., 3/4" - 16 UNF		4 - - -	-
103 326		WASHER, lock, 3/4" spring		4 - - -	-
3043 857 R1		PIN, pivot, front		1 - - -	-
443 059		PIN, groove, 3/8" x 2-3/4"		1 - - -	-
3043 873 R1		SUPPORT, front axle (not illustrated)		1 - - -	-
3043 874 R1		BOLT, hex. hd., 5/8" x 2-3/4"		1 - - -	-
3043 875 R1		BOLT, hex. hd., 5/8" x 3"		2 - - -	-
3043 876 R1		BOLT, hex. hd., 5/8" x 3-3/4"		1 - - -	-
103 325		WASHER, lock, 5/8"		4 - - -	-
* NOTE : Not supplied separately					



Part Number	Ref. No.	Description	Serial Number	No. req. a.
FRONT WHEEL HUB				
3047 573 R1	1	BOLT, front wheel hub		12
3043 868 R11	2	HUB, front wheel, cpte. (comprising		2
		1 BEARING 3043 871 R91	1 RETAINER 48 548 D	
		1 BEARING 3043 872 R91	1 RETAINER 3043 869 R1	
		1 HUB *	1 RETAINER 3043 870 R1)	
48 548 D	3	RETAINER, front wheel felt washer		2
3043 871 R91	4	BEARING, inner, front wheel, cpte.		2
3043 869 R91	5	RETAINER, inner, grease, front wheel bearing		2
*	6	HUB, front wheel		2

ATTACHMENTS



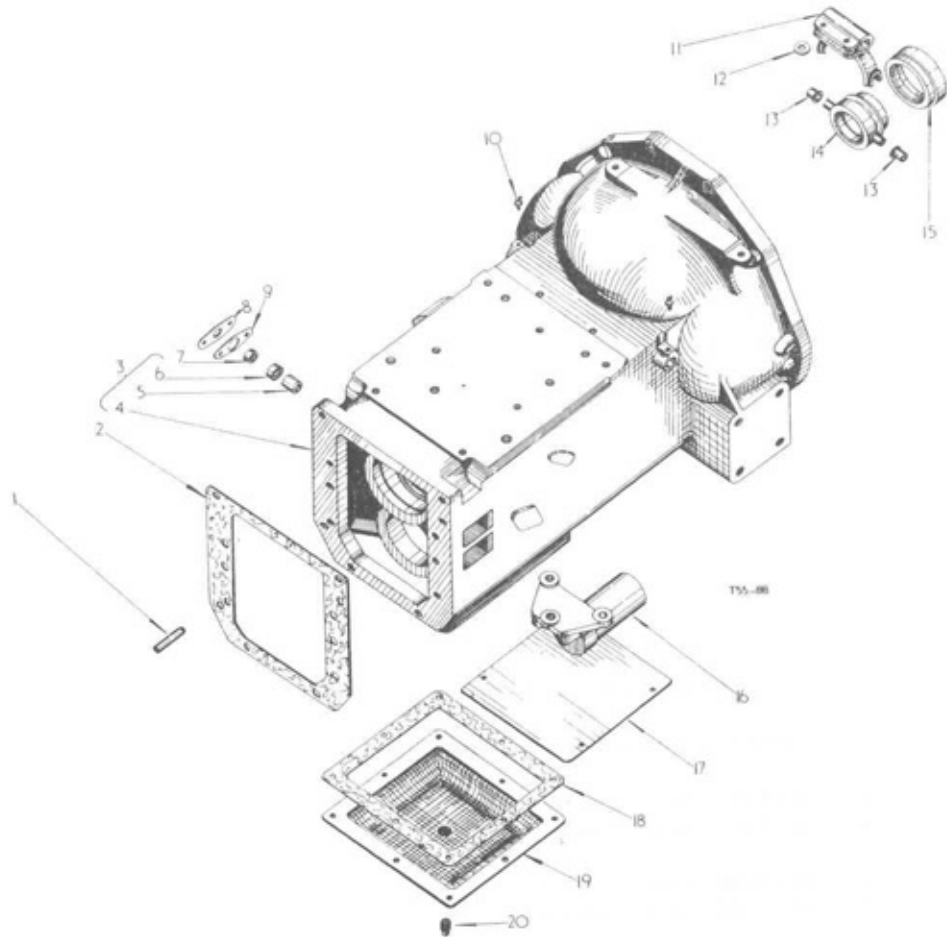
Part Number	Ref. No.	Description	Serial Number	No. Req'd.
FRONT WHEEL HUB - continued				
3043 870 R1	7	RETAINER, outer, grease, front wheel bearing		2
3043 872 R91	8	BEARING, outer, front wheel, cpte.		2
700 572 R1	9	WASHER, front wheel outer bearing retainer		2
427 645	10	NUT, hex., slotted, 7/8" UNF		2
103 398		PIN, cotter, 5/32" x 1-1/2"		2
703 921 R1	11	GASKET, front wheel hub cap		2
703 922 R1	12	CAP, front wheel hub		2
or 704 021 R1	12	CAP, front wheel hub		2
179 816		BOLT, hex. hd., 5/16" x 3/4"		6
103 320		WASHER, lock, 5/16"		6
3047 574 R1	13	NUT, front wheel hub, bolt		12
* NOTE : Used with Attachments, power steering and front axle and fixed tread front axle (factory application)				

Part Number	Ref. No.	Description	Serial Number	No. Req'd.
FULL FORWARD AND REVERSE ATTACHMENT				
		<p>ATTACHMENT, full forward and reverse (HEAVY DUTY SINGLE CLUTCH) 550 R. P. M. (PETROL and DIESEL) (FACTORY APPLICATION)</p> <p style="text-align: center;">comprising : -</p> <p>CLUTCH HOUSING (See detail list)</p> <p>HEAVY DUTY SINGLE CLUTCH and FLYWHEEL (See detail list)</p> <p>GEAR SHIFTER MECHANISM (See detail list)</p> <p>REAR HOUSING and GEARS (See detail list)</p> <p>P. T. O. DRIVING SHAFT and GEARS (See detail list)</p> <p>TRANSMISSION GEARS and SHAFTS (See detail list)</p>		1

ATTACHMENTS



Part Number	Ref. No.	Description	Serial Number	No. Req'd.
FULL FORWARD AND REVERSE ATTACHMENT				
		<p>ATTACHMENT, full forward and reverse (DUAL CLUTCH) 1000 R. P. M. (PETROL and DIESEL) (FACTORY APPLICATION)</p> <p style="padding-left: 40px;">comprising : -</p> <p style="padding-left: 40px;">CLUTCH HOUSING (See detail list)</p> <p style="padding-left: 40px;">CLUTCH SHAFT, GEAR HOUSING and GEARS (See detail list)</p> <p style="padding-left: 40px;">DUAL CLUTCH and FLYWHEEL (See detail list)</p> <p style="padding-left: 40px;">GEAR SHIFTER MECHANISM (See detail list)</p> <p style="padding-left: 40px;">P. T. O. DRIVING SHAFT and GEARS (See detail list)</p> <p style="padding-left: 40px;">REAR P. T. O. (See detail list)</p> <p style="padding-left: 40px;">TRANSMISSION GEARS and SHAFTS (See detail list)</p>		1
		<p>ATTACHMENT, full forward and reverse (DUAL CLUTCH) 550 R. P. M. (PETROL and DIESEL) (FACTORY APPLICATION)</p> <p style="padding-left: 40px;">comprising: -</p> <p style="padding-left: 40px;">CLUTCH HOUSING (See detail list)</p> <p style="padding-left: 40px;">CLUTCH SHAFT, GEAR HOUSING and GEARS (See detail list)</p> <p style="padding-left: 40px;">DUAL CLUTCH and FLYWHEEL (See detail list)</p> <p style="padding-left: 40px;">GEAR SHIFTER MECHANISM (See detail list)</p> <p style="padding-left: 40px;">P. T. O. DRIVING SHAFT and GEARS (See detail list)</p> <p style="padding-left: 40px;">TRANSMISSION GEARS and SHAFTS (See detail list)</p> <p style="padding-left: 40px;">REAR P. T. O. (See detail list)</p>		1



Part Number	Ref. No.	Description	Serial Number	No. Req'd.
-------------	----------	-------------	---------------	------------

FULL FORWARD AND REVERSE ATTACHMENT

CLUTCH HOUSING				
751 443 R1	1	DOWEL, clutch housing		2
751 124 R1	2	GASKET, clutch housing to transmission case		1
3048 686 R91	3	HOUSING, clutch, cpte.		1
		comprising : -		
3047 584 R11	4	HOUSING, clutch, cpte w/PLUG 103 868 and two LUBRICATOR 109 462		1
3048 691 R1	5	BUSH, connecting shaft, clutch housing		1
3048 690 R91	6	OIL SEAL, connecting shaft		1
705 565 R1		BOLT, hex. hd., 1/2" x 1-1/2"		8
705 566 R1		BOLT, hex. hd., 1/2" x 1-7/8"		7
751 123 R1		BOLT, hex. hd., 1/2" x 1-3/4"		2
103 323		WASHER, lock, 1/2"		17

ATTACHMENTS



Part Number	Ref. No.	Description	Serial Number	No. Req'd.
-------------	----------	-------------	---------------	------------

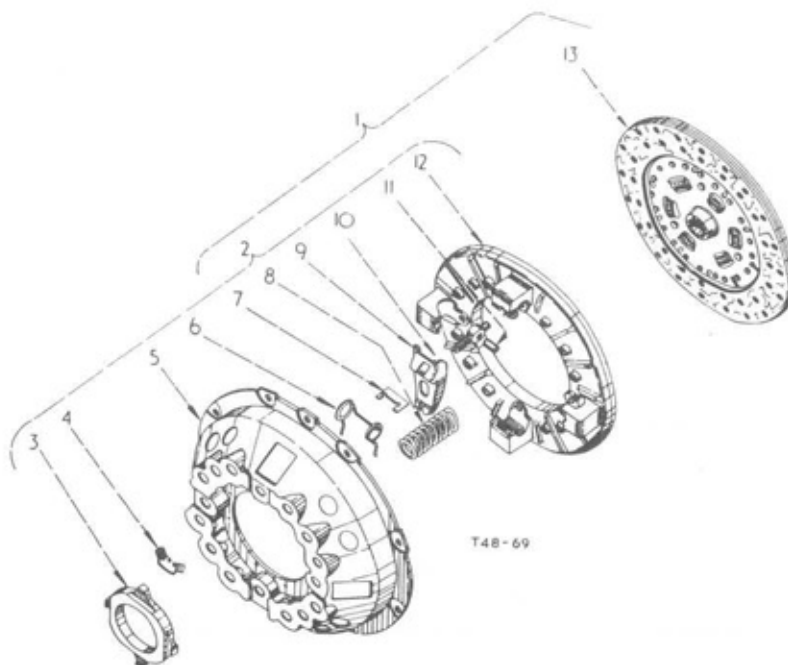
FULL FORWARD AND REVERSE ATTACHMENT - continued

CLUTCH HOUSING - continued

3048 729 R1 443 003	7	WASHER, connecting shaft PIN, groove, type 3, 3/32" x 3/4"		1 1
3048 728 R1 179 793 103 319	8	PLATE, retaining, connecting shaft BOLT, hex. hd., 1/4" x 5/8" WASHER, lock, 1/4"		1 2 2
3048 736 R1 3048 737 R1	9 9	SHIM, connecting shaft retaining plate, (33 SWG) SHIM, connecting shaft retaining plate (22 BG)		X X
109 462	10	LUBRICATOR, 1/8" PT - 90°		2
3044 005 R1 706 732 R1 103 320	11	FORK, clutch release BOLT, clutch release fork WASHER, lock, 5/16"		1 2 2
704 664 R1	12	KEY, release shaft		1
3045 088 R1	13	INSERT, clutch release fork bush		2
* 3045 086 R1	14	SLEEVE, clutch release		1
** 3046 390 R1	14	SLEEVE, clutch release		1
3040 892 R91 or 751 133 R91	15 15	BEARING, clutch release BEARING, clutch release		1 1
** 3085 087 R1	16	CARRIER, clutch release sleeve		1
* 3048 692 R1 179 860 103 322	16	CARRIER, clutch release sleeve BOLT, hex. hd., 7/16" x 1/4" WASHER, lock, 7/16"		1 3 3
751 125 R1 179 883 103 521	17	COVER, clutch housing hand hole BOLT, hex. hd., 3/8" x 1/2" WASHER, lock, 3/8"		1 4 .
751 126 R1	18	GASKET, P. T. O. gearbox cover plate		1
751 127 R1 179 838 103 321	19	PLATE, P. T. O. gearbox cover BOLT, hex. hd., 3/8" x 7/8" WASHER, lock, 3/8"		1 8 8
103 868	20	PLUG, pipe, sq. hd., 1/2"		1
219 199	20	PLUG, pipe, sq. hd., 1/2"		1
3049 380 R91		FORK, gear shifter, cpte. 1st speed		1

* Note : Applicable for Dual Clutch
** Note : Applicable for Heavy Duty Single Clutch

ATTACHMENTS

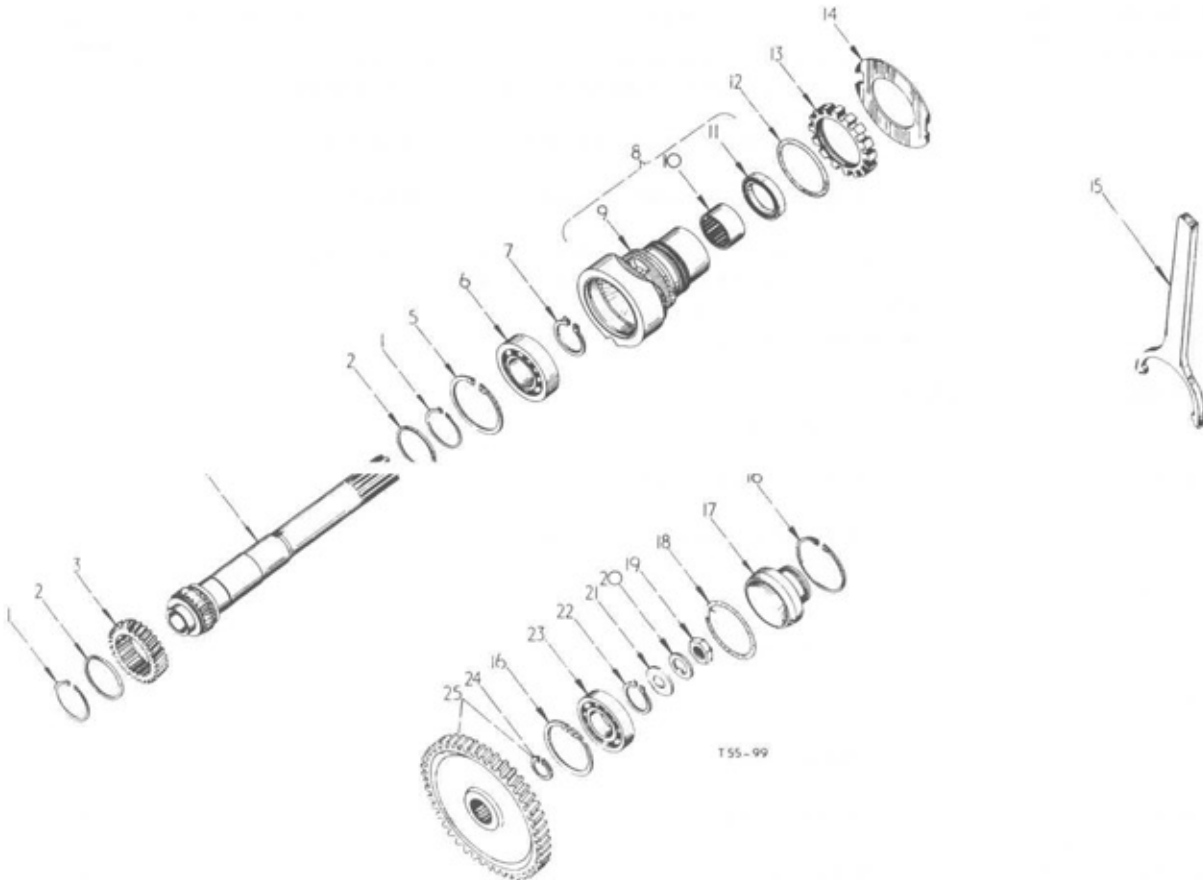


Part Number	Ref. No.	Description	Serial Number	No. Req'd.
11" HEAVY DUTY SINGLE CLUTCH AND FLYWHEEL				
HEAVY DUTY SINGLE CLUTCH ATTACHMENT				
FULL FORWARD AND REVERSE ATTACHMENT				
3047 133 R91	1	CLUTCH, 11" cpte., w/COVER 3048 589 R91 PLATE 3048 590 R91 and PACKAGE 3048 591 R91		1
179 839		BOLT hex. hd., 3/8" x 1"		8
103 321		WASHER, lock, 3/8"		8
3048 589 R91	2	COVER, assy. comprising : -		1
3048 593 R1	3	PLATE, release lever		1
705 530 R1	4	RETAINER, release lever plate		4
3048 534 R1	5	COVER		1
3048 531 R1	6	SPRING, anti-rattle		4
705 535 R1	7	STRUT		4
3048 592 R1	8	SPRING, thrust		12
3048 594 R1	9	LEVER, release		4
3048 533 R1	10	BOLT, eye		4
705 532 R1		NUT, eye bolt		4
705 534 R1	11	PIN, release lever		4
3048 535 R1	12	PLATE, pressure		1

ATTACHMENT



Part Number	Ref. No.	Description	Serial Number	No. Req'd.
11" HEAVY DUTY SINGLE CLUTCH AND FLYWHEEL-continued				
3048 590 R91	13	PLATE, driven, assy. (1-1/8" spline)		1
3048 591 R91		PACKAGE, service, driven plate facing		X
3046 388 R11		FLYWHEEL, cpte., (DIESEL) w/GEAR 704 436 R1 and two PIN 141 223		1
3047 594 R11		FLYWHEEL, cpte., (PETROL) w/GEAR 3044 171 R1 and two PIN 141 223		1
709 515 R1		BOLT, flywheel		4
709 516 R1		LOCK, flywheel bolt		2
704 436 R1		GEAR, ring, flywheel (DIESEL)		1
3044 171 R1		GEAR, ring, flywheel (PETROL)		1
141 223		PIN, dowel, 5/16" x 1"		2



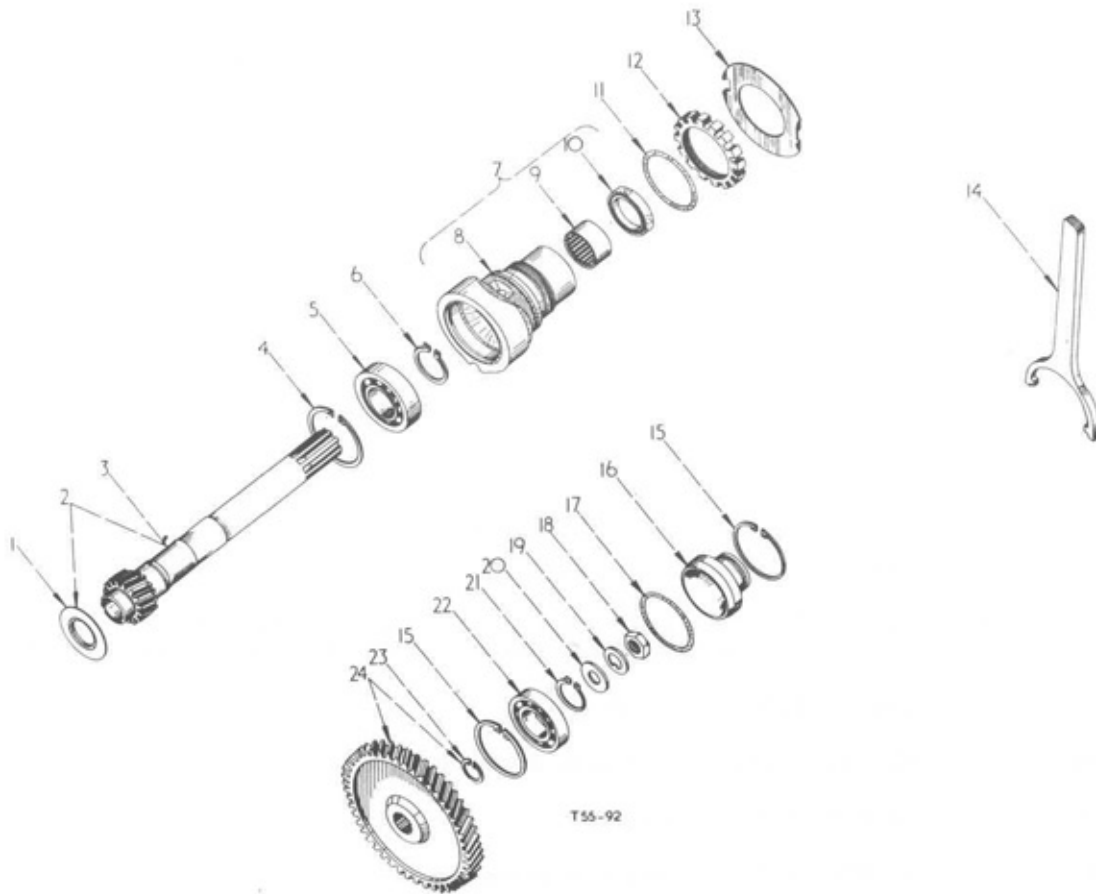
P. T. O. DRIVING SHAFT AND GEARS (1000 R. P. M.)

ATTACHMENTS



Part Number	Ref. No.	Description	Serial Number	No. Req'd.
FULL FORWARD AND REVERSE ATTACHMENT				
P. T. O. DRIVING SHAFT AND GEARS (1000 R. P. M.)				
3047 842 R1	1	CIRCLIP, retaining		2
3048 826 R1	2	WASHER, retaining		2
3048 825 R1	3	GEAR, P. T. O. driving (23 teeth)		1
3048 824 R1	4	SHAFT, P. T. O. driving		1
751 297 R1	5	CIRCLIP, retaining, ball bearing		1
704 235 R91	6	BEARING, ball, P. T. O. driving shaft		1
or 704 234 R91	6	BEARING, ball, P. T. O. driving shaft		1
or 20 161 D	6	BEARING, ball, P. T. O. driving shaft		1
or 3048 701 R91	6	BEARING, ball, P. T. O. driving shaft		1
751 638 R1	7	CIRCLIP, retaining, ball bearing		1
3048 693 R11	8	CAGE, P. T. O. driving shaft bearing , cpte., w/CAGE 3048 693 R1, BEARING, 3048 694 R91 and OIL SEAL 3048 704 R91		1
3048 693 R1	9	CAGE, P. T. O. driving shaft bearing		1
3048 694 R91	10	BEARING, needle roller, P. T. O. driving shaft, front		1
3048 704 R91	11	OIL SEAL, P. T. O. driving shaft		1
3048 698 R1	12	"O" RING, P. T. O. driving shaft bearing cage		1
3048 697 R1	13	NUT, lock, P. T. O. driving shaft bearing cage		1
3048 696 R1	14	WASHER, lock, P. T. O. driving shaft bearing cage		1
3048 695 R1	15	SPANNER, P. T. O. driving shaft bearing cage locknut		X
751 149 R1	16	CIRCLIP, driven gear bearing retainer		2
751 148 R3	17	CAP, P. T. O. front bearing		1
751 147 R1	18	"O" RING, P. T. O. front bearing cap		1
219 753	19	NUT, lock, front, P. T. O.		1
751 143 R1	20	WASHER, locking, front P. T. O. shaft		1
751 142 R1	21	WASHER, retaining, front P. T. O.		1
751 146 R1	22	CIRCLIP, driven gear bearing retainer		1
703 644 R91	23	BEARING, ball, P. T. O. driven gear		1
or 704 327 R91	23	BEARING, ball, P. T. O. driven gear		1
or 42 454 H	23	BEARING, ball, P. T. O. driven gear		1
or 3048 702 R91	23	BEARING, ball, P. T. O. driven gear		1
751 145 R1	24	CIRCLIP, P. T. O. driven gear		1
3045 892 R11	25	GEAR, P. T. O. driven , cpte., (46 teeth) w/CIRCLIP 751 145 R1		1

ATTACHMENTS



T55-92

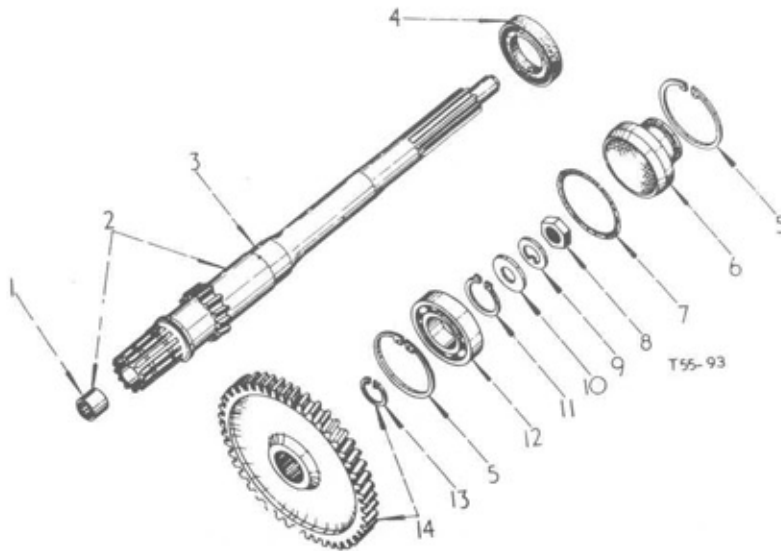
Part Number	Ref. No.	Description	Serial Number	No. Req'd
FULL FORWARD AND REVERSE ATTACHMENT				
P. T. O. DRIVING SHAFT AND GEARS (550 R. P. M.)				
3048 766 R1	1	SHIELD, P. T. O. driving shaft rear oil seal		1
3048 699 R11	2	SHAFT, P. T. O. driving cpte., w/SHIELD 3048 766 R1 and SHAFT 3048 699 R1		1
3048 699 R1	3	SHAFT, and GEAR, P. T. O. driving		1
751 297 R1	4	CIRCLIP, retaining, ball bearing		1
704 235 R91	5	BEARING, ball, P. T. O. driving shaft		1
or 704 234 R91	5	BEARING, ball, P. T. O. driving shaft		1
or 20 161 D	5	BEARING, ball, P. T. O. driving shaft		1
or 3048 701 R91	5	BEARING, ball, P. T. O. driving shaft		1
751 638 R1	6	CIRCLIP, retaining, ball bearing		1

ATTACHMENTS



Part Number	Ref. No.	Description	Serial Number	No. Req'd.
FULL FORWARD AND REVERSE ATTACHMENT				
P. T. O. DRIVING SHAFT AND GEARS (550 R. P. M.)				
3048 693 R11	7	CAGE, P. T. O. driving shaft bearing cpte., w/CAGE 3048 693 R1, BEARING 3048 694 R91 and OIL SEAL 3048 704 R91		1
3048 693 R1	8	CAGE, P. T. O. driving shaft bearing		1
3048 694 R91	9	BEARING, needle roller, P. T. O. driving shaft front		1
3048 704 R91	10	OIL SEAL, P. T. O. driving shaft		1
3048 698 R1	11	"O" RING, P. T. O. driving shaft bearing cage		1
3048 697 R1	12	NUT, lock, P. T. O. driving shaft bearing cage		1
3048 696 R1	13	WASHER, lock, P. T. O. driving shaft bearing cage		1
3048 695 R1	14	SPANNER, P. T. O. driving shaft bearing cage locknut		X
751 149 R1	15	CIRCLIP, driven gear bearing retainer		2
751 148 R3	16	CAP, P. T. O. front bearing		1
751 147 R1	17	"O" RING, P. T. O. front bearing cap		1
219 753	18	NUT, lock, front P. T. O.		1
751 143 R1	19	WASHER, locking, front P. T. O. shaft		1
751 142 R1	20	WASHER, retaining, front P. T. O.		1
751 146 R1	21	CIRCLIP, driven gear bearing retainer		1
703 644 R91	22	BEARING, ball, P. T. O. driven gear		1
or 704 327 R91	22	BEARING, ball, P. T. O. driven gear		1
42 454 H	22	BEARING, ball, P. T. O. driven gear		1
3048 702 R91	22	BEARING, ball, P. T. O. driven gear		1
751 145 R1	23	CIRCLIP, P. T. O. driven gear		1
3044 007 R11	24	GEAR, P. T. O. driven , cpte., (55 teeth) w/CIRCLIP 751 145 R1		1

ATTACHMENTS

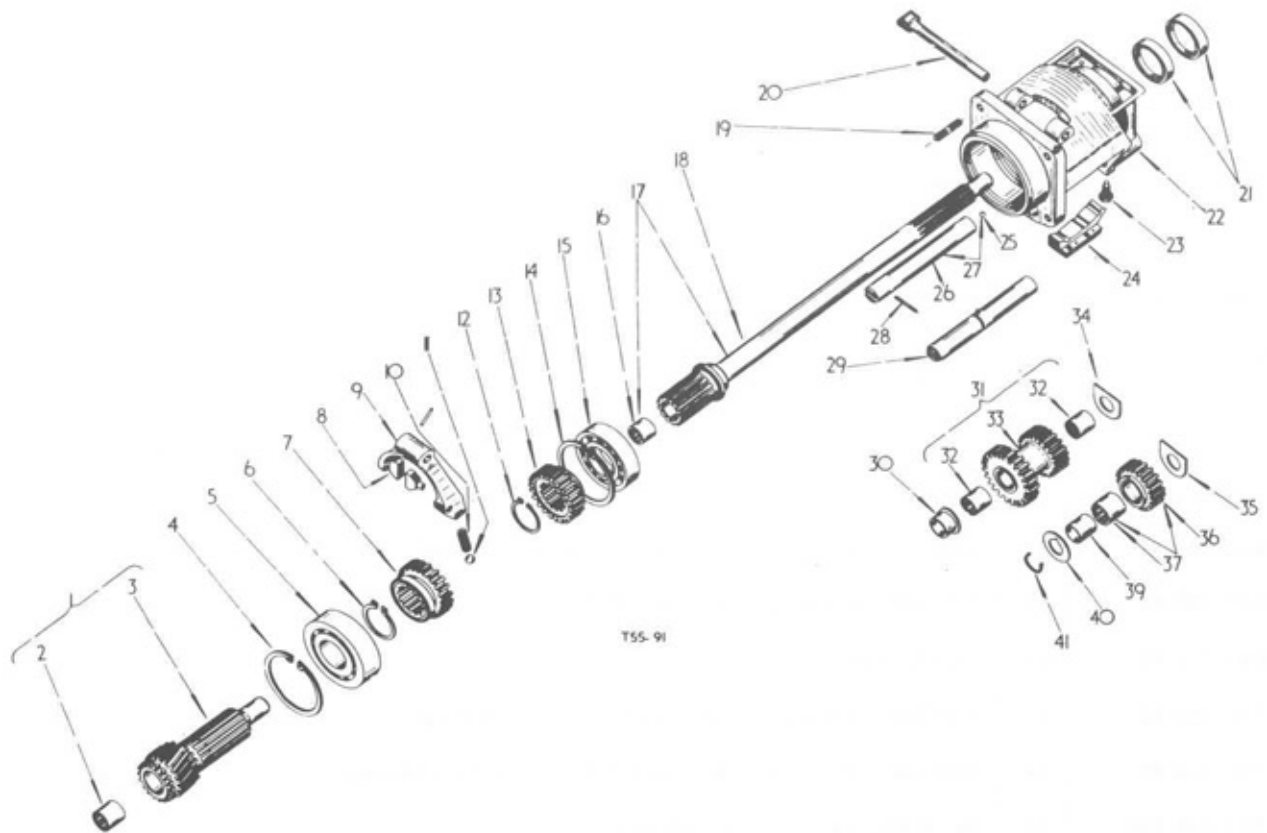


Part Number	Ref. No.	Description	Serial Number	No. Req'd.
-------------	----------	-------------	---------------	------------

FULL FORWARD AND REVERSE ATTACHMENT

P. T. O. DRIVING SHAFT AND GEARS (HEAVY DUTY SINGLE CLUTCH)

3048 757 R91	1	BEARING, needle roller, trans. driving shaft, front		1
3048 700 R11	2	SHAFT, trans. and P. T. O. driving, cpte., w/SHAFT 3048 700 R1 and BEARING 3048 757 R91		1
3048 700 R1	3	SHAFT, trans, and P. T. O. driving		1
3049 149 R91 or 3049 150 R91	4	OIL SEAL, trans. and P. T. O. driving shaft		1
	4	OIL SEAL, trans. and P. T. O. driving shaft		1
	5	CIRCLIP, P. T. O. front bearing retaining (95 mm internal)		2
751 148 R3	6	CAP, P. T. O. front bearing		1
751 147 R1	7	"O" RING, P. T. O. front bearing cap		1
219 753	8	NUT, lock, P. T. O. shaft, front		1
751 143 R1	9	WASHER, locking, P. T. O. shaft, front		1
751 142 R1	10	WASHER, retaining, P. T. O. shaft, front		1
751 146 R1	11	CIRCLIP, retaining, P. T. O. front bearing (45 mm external)		1
704 327 R91 or 703 644 R91 or 42 454 H	12	BEARING, P. T. O. shaft, front		1
	12	BEARING, P. T. O. shaft, front		1
	12	BEARING, P. T. O. shaft, front		1
751 145 R1	13	CIRCLIP, P. T. O. driven gear		1
3044 007 R11	14	GEAR, driven, P. T. O. cpte. (55 teeth) w/CIRCLIP 751 145 R1		1



Part Number	Ref. No.	Description	Serial Number	No. Req'd.
FULL FORWARD AND REVERSE ATTACHMENT				
•		CLUTCH SHAFT GEAR HOUSING AND GEARS	Col. A	A B 1 -
••		GEAR HOUSING AND GEARS	Col. B	- 1
3048 713 R11	1	GEAR and SHAFT, trans. driving cpte., w/BEARING 3043 986 R91 and SHAFT 3048 713 R1		1 1
3043 986 R91	2	BEARING, pilot, trans. driving shaft		1 1
or 3044 043 R91	2	BEARING, pilot, trans. driving shaft		1 1
3048 713 R1	3	GEAR and SHAFT, trans. driving		1 1
751 081 R1	4	CIRCLIP, retaining, trans. driving shaft bearing		1 1
3048 738 R91	5	BEARING, ball, rear, trans. driving shaft		1 1
or 3048 739 R91	5	BEARING, ball, rear, trans. driving shaft		1 1
or 3048 740 R91	5	BEARING, ball, rear, trans. driving shaft		1 1
or 3048 741 R91	5	BEARING, ball, rear, trans. driving shaft		1 1

ATTACHMENTS



Part Number	Ref. No.	Description	Serial Number	No. Req'd.
FULL FORWARD AND REVERSE ATTACHMENT-continued				
		CLUTCH SHAFT GEAR HOUSING and GEARS- contd-	Col. A	A B
		GEAR HOUSING and GEARS- contd.	Col. B	
3048 709 R1	6	CIRCLIP, retaining, trans. driving shaft rear ball bearing		1 1
3048 714 R1	7	GEAR, output		1 1
3048 731 R1	8	SHOE, gear shifter fork		2 2
3048 753 R1	9	FORK, gear shifter (order PACKAGE 3049 759 R91)		1 1
17 175 R1		PIN, roll, 3/16" x 1"		2 2
711 283 R1	10	SPRING, poppet, gear shifter rail		1 1
16 013 R1	11	BALL, 13/32" dia, grade 2		1 1
3048 709 R1	12	CIRCLIP, retaining, clutch shaft rear ball bearing		1 -
3048 709 R1	12	CIRCLIP, retaining, trans. and P.T.O. rear ball bearing		- 1
3048 711 R1	13	GEAR, input		1 1
751 149 R1	14	CIRCLIP, retaining, clutch shaft rear ball bearing		1 -
751 149 R1	14	CIRCLIP, retaining, trans. and P.T.O. rear ball bearing		- 1
703 644 R91	15	BEARING, ball, clutch shaft rear		1 -
or 704 327 R91	15	BEARING, ball, clutch shaft rear		1 -
or 42 454 H	15	BEARING, ball, clutch shaft rear		1 -
or 3048 702 R91	15	BEARING, ball, clutch shaft rear		1 -
703 644 R91	15	BEARING, ball, trans. P.T.O. driving shaft, rear		- 1
or 704 327 R91	15	BEARING, ball, trans. P.T.O. driving shaft, rear		- 1
or 42 454 H	15	BEARING, ball, trans. P.T.O. driving shaft, rear		- 1
or 3048 702 R91	15	BEARING, ball, trans. P.T.O. driving shaft, rear		- 1
3048 757 R91	16	BEARING, needle roller, trans. driving shaft, front		1 -
3048 708 R11	17	SHAFT, clutch, cpte., w/BEARING 3048 757 R91 and SHAFT 3048 708 R1		1 -
3048 708 R1	18	SHAFT, clutch		1 -
3048 735 R1	19	STUD		3 3
	20	SHAFT, gear shifter fork (order PACKAGE 3049 759 R91)		1 1
3048 756 R91	21	OIL SEAL, clutch and P.T.O. driving shaft		2 -
3048 706 R1	22	HOUSING, gear carrier		1 1
179 840		BOLT, hex. hd., 3/8" x 1-1/8"		1 1
113 112		NUT, screw, machine, hex., 3/8"		3 3
103 321		WASHER, lock, 3/8"		4 4

ATTACHMENTS



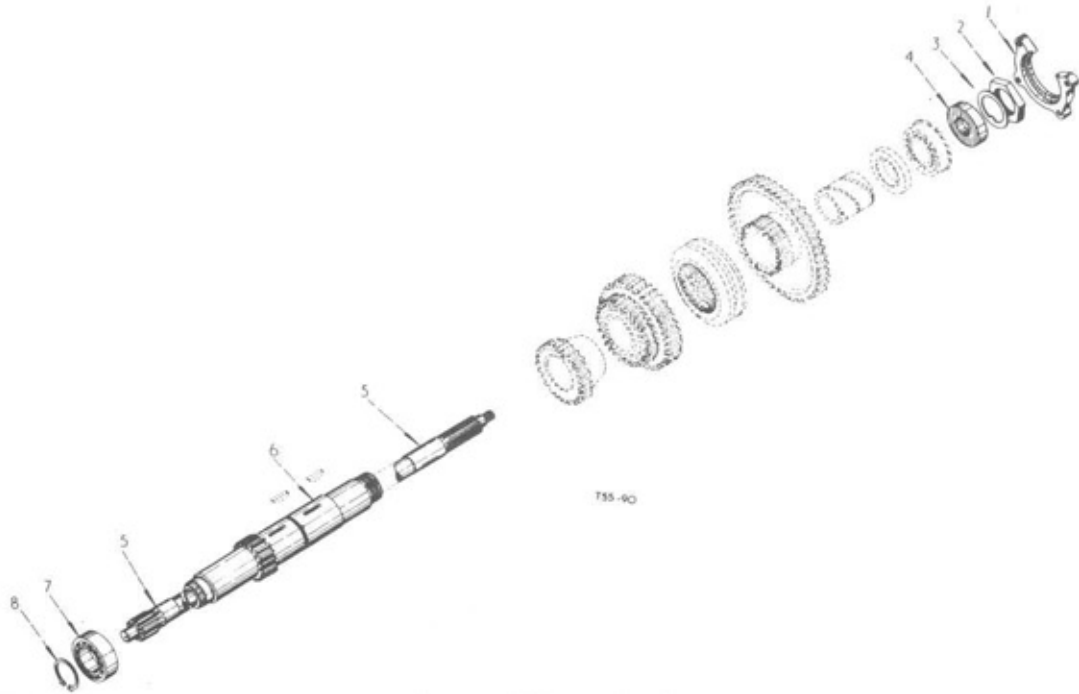
Part Number	Ref. No.	Description	Serial Number	No. Req'd.	
FULL FORWARD AND REVERSE ATTACHMENT-continued					
		CLUTCH SHAFT GEAR HOUSING and GEARS- contd.	Col. A	A	B
		GEAR HOUSING and GEARS - contd.	Col. B		
3048 721 R1 103 320	23	BOLT, locking WASHER, lock, 5/16"		2 2	2 2
3048 730 R1 179 796 141 155 103 319	24	RAIL, gear shifter BOLT, hex. hd., 1/4" x 7/8" PIN, dowel, 3/16" x 3/4" WASHER, lock, 1/4"		1 2 2 2	1 2 2 2
16 008 R1	25	BALL, steel		1	1
3048 726 R1	26	COUNTERSHAFT		1	1
3048 726 R11	27	COUNTERSHAFT, cpte., w/BALL 16 008 R1 and COUNTERSHAFT 3048 726 R1		1	1
443 024	28	PIN, groove, type B, 3/16" x 1-1/4"		1	1
3048 720 R1 3048 718 R1	29	SHAFT, idler PIN, locking		1 1	1 1
3048 725 R1	30	SPACER, countershaft		1	1
3048 722 R11	31	GEAR, countershaft cluster, cpte., w/GEAR 3048 722 R1 and two BEARING 3048 759 R91		1	1
3048 759 R91	32	BEARING, needle roller, countershaft cluster gear		2	2
3048 722 R1	33	GEAR, countershaft cluster		1	1
3048 715 R1	34	WASHER, thrust, cluster gear		1	1
3048 715 R11	35	WASHER, thrust, idler gear, front		1	1
3048 716 R1	36	GEAR, idler		1	1
3048 716 R11	37	GEAR, idler, cpte., w/GEAR 3048 716 R1 and BEARING 3048 758 R91		1	1
3048 758 R91	38	BEARING, needle roller, idler gear		1	1
3048 719 R1	39	SLEEVE, idler gear, needle roller bearing		1	1
3048 717 R1	40	WASHER, thrust, idler gear, rear		1	1
3048 712 R1	41	CIRCLIP, idler shaft		1	1

ATTACHMENTS



Part Number	Ref. No.	Description	Serial Number	No. Req'd.	
FULL FORWARD AND REVERSE ATTACHMENT-continued					
		CLUTCH SHAFT GEAR HOUSING and GEARS-contd	Col. A	A	B
		GEAR HOUSING and GEARS- contd.	Col. B		
3048 706 R11		HOUSING, gear carrier, cpte. (comprising		1	-
		1 HOUSING 3048 706 R1	2 PIN 17 175 R1		
		1 FORK	1 SHAFT 3048 754 R1)		
		2 OIL SEAL 3048 756 R91			
3048 707 R91		HOUSING, gear carrier, cpte. (comprising		-	1
		1 HOUSING 3048 706 R1	2 PIN 3048 755 R1		
		1 FORK	1 SHAFT		
3049 759 R91		PACKAGE, service, shifter fork (comprising		X	X
		1 FORK	1 SHAFT		
		2 PIN 17 175 R1			
		*NOTE - Fitted to Dual Clutch Attachment			
		*NOTE - Fitted to Heavy Duty Single Clutch Attachments			

ATTACHMENTS

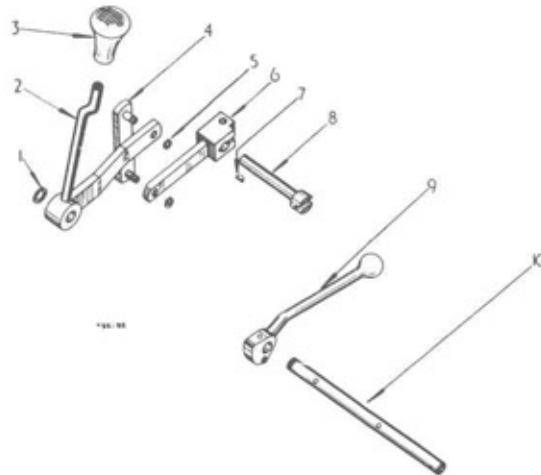


Part Number	Ref. No.	Description	Serial Number	No. Req'd.
-------------	----------	-------------	---------------	------------

FULL FORWARD AND REVERSE ATTACHMENT

TRANSMISSION GEARS AND SHAFTS				
3048 705 R1	1	RETAINER, front bearing, transmission countershaft		1
179 840		BOLT, hex. hd., 3/8" x 1-1/8"		4
103 321		WASHER, lock, 3/8"		4
751 065 R1	2	NUT, lock, countershaft front bearing		1
751 066 R1	3	WASHER, lock, countershaft front bearing		1
3048 764 R1	4	FLINGER, oil, front P. T. O. shaft		1
3048 703 R1	5	SHAFT, front P. T. O.		1
3043 992 R11	6	GEAR, transmission countershaft and 1st speed cpte., w/BUSH 751 161 R1		1
751 063 R91	7	BEARING, ball, transmission countershaft, rear		1
or 3040 830 R91	7	BEARING, ball, transmission countershaft, rear		1
751 638 R1	8	CIRCLIP, retaining, transmission countershaft rear bearing		1
751 161 R1		BUSH, P. T. O. shaft		1
102 569		SCREW, set, front P. T. O. shaft oil flinger		2
3048 703 R11		SHAFT, front P. T. O. cpte., w/SHAFT 3048 703 R1, two SCREW 102 569 and FLINGER 3048 764 R1		1
219 753		NUT, lock, front P. T. O.		1
751 142 R1		WASHER, retaining, front P. T. O.		1
751 143 R1		WASHER, locking, front P. T. O. shaft		1

ATTACHMENTS



Part Number	Ref. No.	Description	Serial Number	No. Req'd.
-------------	----------	-------------	---------------	------------

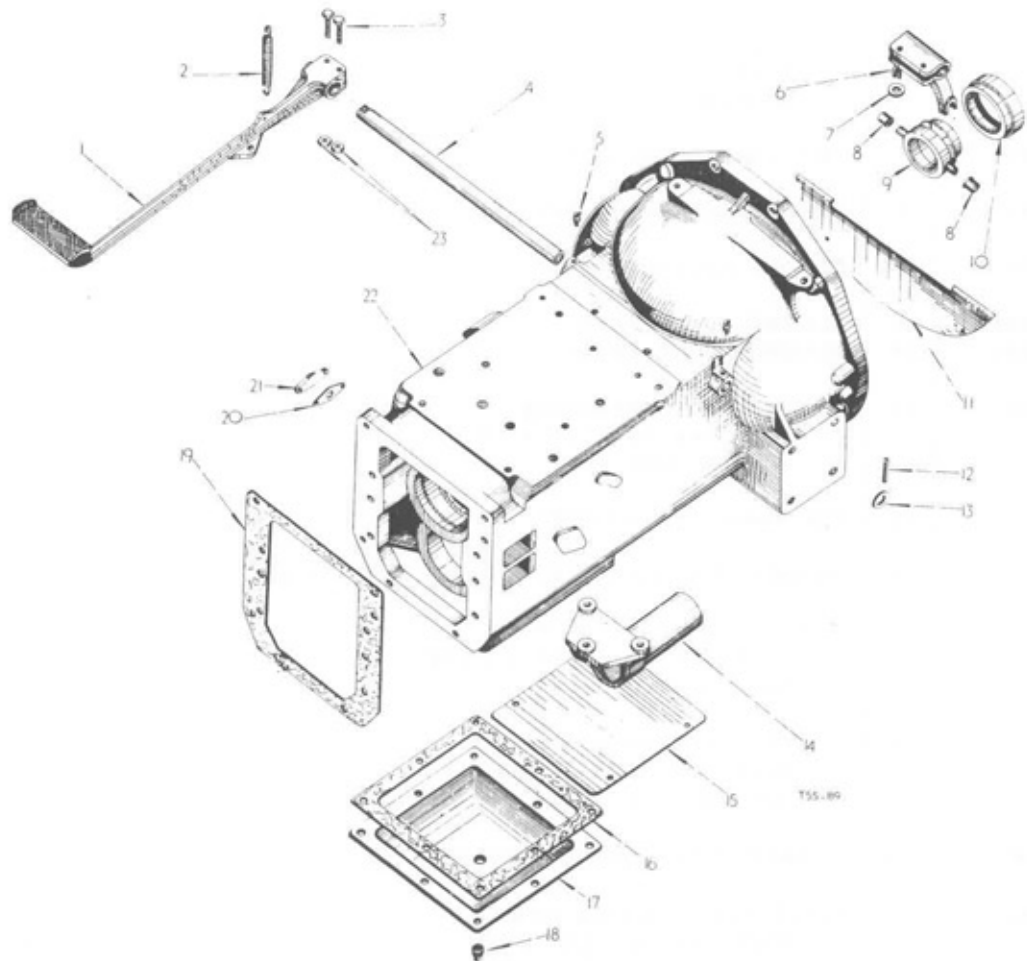
FULL FORWARD AND REVERSE ATTACHMENT

GEAR SHIFTER MECHANISM				
3049 105 R1	1	CIRCLIP		1
3048 775 R92	2	LEVER, forward and reverse cpte.		1
or 3048 748 R2	2	LEVER, forward and reverse		1
53 717 DA	3	BALL gear shifter lever		1
3048 744 R21	4	LINK connecting cpte.		1
3049 117 R1	5	CIRCLIP		2
3048 743 R21	6	LEVER, shifter, forward and reverse cpte.		1
or 3048 742 R2	6	LEVER, shifter, forward and reverse		1
106 749	7	KEY Woodruff No.3		1
3048 727 R1	8	SHAFT connecting		1
3049 109 R1	9	HANDLE, high-low range shifter		1
142 521		PIN, groove, type 1. 1/4" x 1-1/4"		1
3049 108 R1	10	SHAFT, high- low range shifter		1

ATTACHMENTS



Part Number	Ref. No.	Description	Serial Number	No. Req'd.
HEAVY DUTY SINGLE CLUTCH ATTACHMENT				
		<p style="text-align: center;">ATTACHMENT, heavy duty single clutch (DIESEL and PETROL) FACTORY APPLICATION</p> <p style="text-align: center;">comprising : -</p> <p style="text-align: center;">CLUTCH HOUSING (See detail list)</p> <p style="text-align: center;">11" HEAVY DUTY SINGLE CLUTCH and FLYWHEEL (See detail list)</p>		1



CLUTCH HOUSING

ATTACHMENTS



Part Number	Ref. No.	Description	Serial Number	No. Req'd.
HEAVY DUTY SINGLE CLUTCH ATTACHMENT-continued				
CLUTCH HOUSING				
751 050 R2	1	PEDAL, clutch		1
3047 838 R1		BOLT, clutch pedal		1
114 502		NUT, jam, 5/16"		1
103 321		WASHER, lock, 3/8"		1
705 252 R2	2	SPRING, clutch pedal return		1
181 379	3	NUT, hex., 3/8" UNF		2
751 048 R2	4	SHAFT, clutch release		1
109 462	5	LUBRICATOR, 1/8" PT		2
3044 005 R1	6	FORK, clutch release		1
706 732 R1		BOLT, clutch release fork		2
103 320		WASHER, lock, 5/16"		2
3047 229 R1	7	KEY, clutch release shaft		1
3045 088 R1	8	INSERT, clutch release fork bush		2
3046 390 R1	9	SLEEVE, clutch release		1
751 133 R94	10	BEARING, clutch release		1
or 3040 892 R91	10	BEARING, clutch release		1
703 957 R1	11	COVER, dust, clutch housing		1
179 791		BOLT, hex. hd., 1/4" x 1/2"		2
103 319		WASHER, lock, 1/4"		2
108 635	12	PIN, cotter, 1/8" x 1-1/8"		1
49 405 H	13	WASHER, flat, 27/32" I.D. x 1-1/4" O.D. x 16 ga.		1
3045 088 R1	14	CARRIER, clutch release sleeve		1
179 860		BOLT, hex. hd., 7/16" x 1-1/4"		3
103 322		WASHER, lock, 7/16"		3
751 125 R1	15	COVER, clutch housing head hole		1
179 833		BOLT, hex. hd., 3/8" x 1/2"		4
103 321		WASHER, lock, 3/8"		4
751 126 R1	16	GASKET, P. T. O. gearbox cover plate		1
751 127 R1	17	PLATE, P. T. O. gearbox cover		1
179 838		BOLT, hex. hd., 3/8" x 7/8"		8
103 321		WASHER, lock, 3/8"		8
103 868	18	PLUG, pipe, sq. hd., 1/2"		1
or 219 199	18	PLUG, pipe, sq. hd., 1/2"		1
751 124 R1	19	GASKET, clutch housing to transmission base		1
3047 592 R1	20	GASKET, clutch housing blanking plate		1

ATTACHMENTS



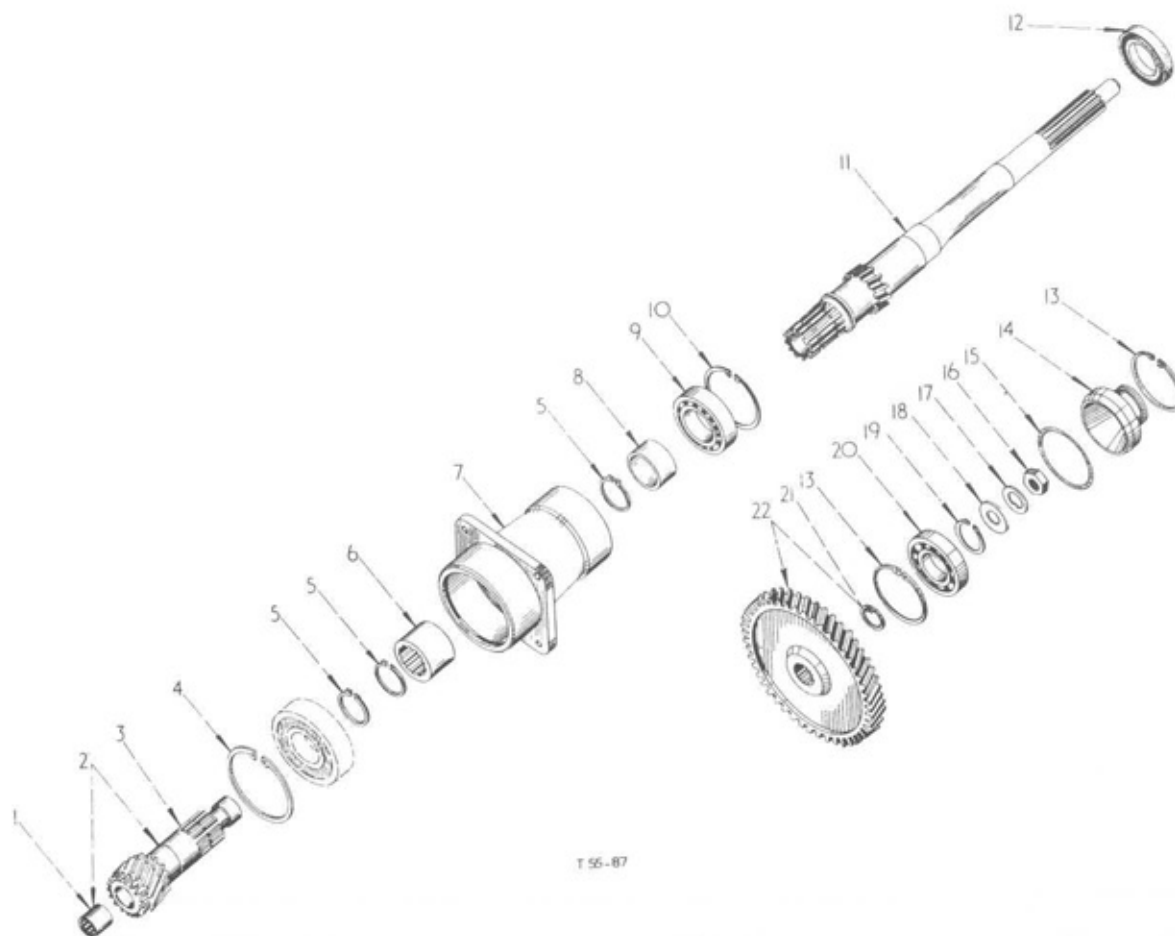
Part Number	Ref. No.	Description	Serial Number	No. Req'd.
HEAVY DUTY SINGLE CLUTCH ATTACHMENT -continued				
3047 593 R1	21	PLATE, blanking, clutch housing		1
179 793		BOLT, hex. hd., 1/4" x 5/8"		2
103 319		WASHER, lock, 1/4"		2
3047 584 R11	22	HOUSING, clutch, cpte., w/two LUBRICATOR 109 462 and PLUG 103 868		1
705 565 R1		BOLT, hex. hd., 1/2" x 1-1/2" (Special)		8
751 123 R1		BOLT, hex. hd., 1/2" x 1-3/4" (Special)		2
705 566 R1		BOLT, hex. hd., 1/2" x 1-7/8" (Special)		7
751 443 R1		DOWEL, clutch housing		2
103 323		WASHER, lock, 1/2"		17
751 872 R1	23	NUT, hex., 3/8" UNF		2
1026 425 R1		TRANSFER, P.T.O. speed, 545 R.P.M.		1
1026 441 R1		TRANSFER, P.T.O. speed, 1000 R.P.M.		1

Part Number	Ref. No.	Description	Serial Number	No. Req'd.
-------------	----------	-------------	---------------	------------

SINGLE CLUTCH P.T.O. ATTACHMENT

* 3049 018 R91		ATTACHMENT, single clutch P.T.O. (550 R.P.M. no rear P.T.O.) comprising : - TRANSMISSION GEARS AND SHAFTS (See detail list) P.T.O. GEARS AND SHAFTS (See detail list)		1
* Note : - This attachment can only be used on machines which are fitted with the heavy duty single clutch attachment.				

ATTACHMENTS



T 55-87

Part Number	Ref. No.	Description	Serial Number	No. Req'd.
-------------	----------	-------------	---------------	------------

SINGLE CLUTCH P. T. O. ATTACHMENT

P. T. O. GEARS AND SHAFTS

3044 043 R91	1	BEARING, transmission spline shaft pilot		1
or 3043 986 R91	1	BEARING, transmission spline shaft pilot		1
3049 005 R11	2	SHAFT, transmission driving, cpte., w/SHAFT 3049 005 R1 and BEARING 3044 043 R91		1
3049 005 R1	3	SHAFT, transmission driving		1
751 081 R1	4	CIRCLIP, retaining, transmission driving shaft rear ball bearing		1
3048 709 R1	5	CIRCLIP, retaining, transmission driving shaft rear ball bearing		3
3049 008 R1	6	COUPLING, splined		1
3049 004 R1	7	CAGE, bearing, transmission spline shaft		1
3049 007 R1	8	SPACER, transmission and P. T. O. driving shaft		1

ATTACHMENTS



Part Number	Ref. No.	Description	Serial Number	No. Req'd.
FULL FORWARD AND REVERSE ATTACHMENT-continued				
P. T. O. GEARS AND SHAFTS-contd				
703 644 R91 or 704 327 R91 or 42 454 H or 3048 702 R91	9	BEARING, ball, transmission and P. T. O. driving shaft rear		1
	9	BEARING, ball, transmission and P. T. O. driving shaft rear		1
	9	BEARING, ball, transmission and P. T. O. driving shaft rear		1
	9	BEARING, ball, transmission and P. T. O. driving shaft rear		1
751 149 R1	10	CIRCLIP, retaining, transmission and P. T. O. driving shaft rear ball bearing		1
3048 700 R1	11	SHAFT, driving, transmission and P. T. O.		1
3049 149 R91 or 3049 150 R91	12	OIL SEAL, transmission and P. T. O. driving shaft		1
	12	OIL SEAL, transmission and P. T. O. driving shaft		1
751 149 R1	13	CIRCLIP, P. T. O. front bearing retaining (85 mm internal)		2
751 148 R3	14	CAP, P. T. O. front bearing		1
751 147 R1	15	"O" RING, P. T. O. front bearing cap		1
219 753	16	NUT, lock, P. T. O. shaft, front		1
751 143 R1	17	WASHER, locking, P. T. O. shaft, front		1
751 142 R1	18	WASHER, retaining, P. T. O. shaft, front		1
751 146 R1	19	CIRCLIP, P. T. O. front bearing retaining (45mm external)		1
704 327 R91 or 703 644 R91 or 42 454 H	20	BEARING, P. T. O. shaft, front		1
	20	BEARING, P. T. O. shaft, front		1
	20	BEARING, P. T. O. shaft, front		1
751 145 R1	21	CIRCLIP, P. T. O. driven gear		1
3044 007 R11	22	GEAR, driven, P. T. O. cpte. (55 teeth) w/CIRCLIP 751 145 R1		1



NUMERICAL INDEX

Part Number	Group and Page No.	Part Number	Group and Page No.	Part Number	Group and Page No.	Part Number	Group and Page No.
81 356	6-35	102 637	6-5	103 319	4-5	103 320	4-20
100 780	1-13	102 637	6-6	103 319	4-12	103 320	4-27
101 634	3-34	102 637	6-39	103 319	4-15	103 320	4-31
102 569	6-87	102 639	4-21	103 319	4-17	103 320	4-38
102 634	1-7	102 639	4-23	103 319	4-18	103 320	5-3
102 634	1-8	102 639	4-50	103 319	4-30	103 320	5-12
102 634	1-16	102 639	6-4	103 319	5-4	103 320	5-15
102 634	1-21	102 639	6-10	103 319	5-8	103 320	5-22
102 634	2-7	102 639	6-40	103 319	5-9	103 320	6-12
102 634	2-9	102 639	6-42	103 319	5-14	103 320	6-14
102 634	2-15	102 639	6-52	103 319	5-18	103 320	6-18
102 634	2-23	102 649	6-61	103 319	5-21	103 320	6-29
102 634	3-7	102 831	1-27	103 319	5-24	103 320	6-31B
102 634	3-14	102 831	2-29	103 319	5-25	103 320	6-48
102 634	3-36	103 024	4-3	103 319	6-8	103 320	6-73
102 634	6-31B	103 025	2-17	103 319	6-15	103 320	6-76
102 635	1-3	103 026	1-14	103 319	6-19	103 320	6-85
102 635	1-6	103 026	6-38	103 319	6-35	103 320	6-90
102 635	1-26	103 028	4-32	103 319	6-36	103 321	1-4
102 635	2-3	103 084	5-4	103 319	6-46	103 321	1-17
102 635	2-6	103 084	5-18	103 319	6-62	103 321	1-22
102 635	2-28	103 084	5-21	103 319	6-76	103 321	1-23
102 635	3-12	103 089	3-15	103 319	6-85	103 321	1-24
102 635	3-17	103 089	3-17	103 319	6-90	103 321	1-26
102 635	4-3	103 092	6-35	103 319	6-91	103 321	2-4
102 635	4-6	103 092	6-36	103 320	1-7	103 321	2-24
102 635	4-7	103 128	3-14	103 320	1-8	103 321	2-25
102 635	4-9	103 319	1-8	103 320	1-9	103 321	2-26
102 635	4-43	103 319	1-15	103 320	1-26	103 321	2-28
102 635	4-44	103 319	1-27	103 320	1-27	103 321	3-10
102 635	4-45	103 319	2-14	103 320	2-7	103 321	3-12
102 635	4-49	103 319	2-16	103 320	2-8	103 321	3-13
102 635	5-4	103 319	2-29	103 320	2-9	103 321	3-14
102 635	5-12	103 319	2-31	103 320	2-14	103 321	3-17
102 635	5-21	103 319	3-13	103 320	2-15	103 321	4-3
102 635	5-22	103 319	3-14	103 320	2-17	103 321	4-5
102 635	6-35	103 319	3-17	103 320	2-28	103 321	4-6
102 635	6-36	103 319	3-18	103 320	2-29	103 321	4-7
102 635	6-39	103 319	3-19	103 320	3-7	103 321	4-8
102 635	6-62	103 319	3-21	103 320	3-8	103 321	4-9
102 637	4-49	103 319	3-22	103 320	3-34	103 321	4-29
102 637	6-4A	103 319	3-25	103 320	3-36	103 321	4-30
102 637	6-4B	103 319	3-26	103 320	4-6	103 321	4-33



NUMERICAL INDEX

Part Number	Group and Page No.	Part Number	Group and Page No.	Part Number	Group and Page No.	Part Number	Group and Page No.
103 321	4-34	103 322	4-15	103 326	6-10	103 407	6-51
103 321	4-36	103 322	4-41	103 326	6-45	103 410	5-15
103 321	4-37	103 322	4-51	103 326	6-71	103 487	4-43
103 321	4-38	103 322	6-14	103 339	4-17	103 818	6-61
103 321	4-39	103 322	6-31B	103 339	4-18	103 866	6-61
103 321	4-40	103 322	6-76	103 340	1-16	103 868	1-4
103 321	4-43	103 322	6-90	103 340	3-14	103 868	4-38
103 321	4-44	103 323	4-30	103 340	5-14	103 868	6-15
103 321	4-45	103 323	4-46	103 340	6-18	103 868	6-76
103 321	4-47	103 323	4-49	103 340	6-29	103 868	6-90
103 321	4-49	103 323	5-3	103 340	6-29B	103 869	4-36
103 321	5-2	103 323	5-4	103 340	6-37	103 869	5-2
103 321	5-4	103 323	5-6	103 341	4-17	103 869	5-12
103 321	5-12	103 323	5-16	103 341	4-18	103 869	5-22
103 321	5-14	103 323	5-19	103 341	4-43	103 869	6-31
103 321	5-21	103 323	5-21	103 341	6-35	103 883	1-8
103 321	5-22	103 323	5-28	103 343	6-4A	103 883	1-21
103 321	6-15	103 323	6-4	103 343	6-4B	103 883	2-8
103 321	6-16	103 323	6-4A	103 343	6-6	103 883	2-23
103 321	6-17	103 323	6-4B	103 345	6-42	103 884	1-8
103 321	6-19	103 323	6-5	103 345	6-61	103 884	2-8
103 321	6-28	103 323	6-6	103 361	4-17	103 905	1-21
103 321	6-29A	103 323	6-14	103 361	5-14	103 905	2-23
103 321	6-30	103 323	6-31	103 361	6-32	104 080	4-49
103 321	6-31	103 323	6-39	103 361	6-37	104 094	4-6
103 321	6-31A	103 323	6-52	103 362	6-35	104 112	4-50
103 321	6-35	103 323	6-75	103 373	5-14	104 940	4-31
103 321	6-36	103 323	6-91	103 374	4-22	106 261	4-6
103 321	6-37	103 325	4-21	103 374	4-23	106 263	6-38
103 321	6-38	103 325	4-23	103 374	6-62	106 496	6-35
103 321	6-39	103 325	4-25	103 374	6-68	106 496	6-36
103 321	6-62	103 325	4-50	103 383	4-17	106 497	3-22
103 321	6-76	103 325	6-4	103 383	5-3	106 498	3-10
103 321	6-77	103 325	6-9	103 383	5-14	106 498	3-17
103 321	6-84	103 325	6-10	103 383	5-17	106 749	2-13
103 321	6-87	103 325	6-40	103 384	5-14	106 749	6-88
103 321	6-90	103 325	6-42	103 385	3-13	106 751	4-27
103 322	4-2	103 325	6-52	103 385	6-7	106 794	1-8
103 322	4-5	103 325	6-71	103 386	6-61	106 794	2-8
103 322	4-11	103 326	4-25	103 398	4-20	106 794	4-3
103 322	4-12	103 326	4-46	103 398	6-73	107 761	4-12
103 322	4-14	103 326	6-5	103 407	6-3	107 761	4-15



NUMERICAL INDEX

Part Number	Group and Page No.	Part Number	Group and Page No.	Part Number	Group and Page No.	Part Number	Group and Page No.
107 761	4-17	112 428	4-38	114 884	6-4B	125 706	6-47
107 761	4-18	112 428	5-3	115 546	2-14	126 032	3-17
107 761	6-37	112 428	5-22	115 548	1-21	126 152	4-38
107 762	4-44	112 734	3-25	115 548	2-23	131 016	5-14
107 763	3-13	112 734	3-26	115 548	6-31	131 036	6-49
108 632	4-49	112 745	3-26	115 549	1-5	131 036	6-57
108 635	1-21	113 112	6-84	115 549	1-20	131 036	6-70
108 635	2-23	113 809	3-15	115 549	2-5	132 117	1-18
108 635	4-30	113 809	3-17	115 549	2-22	132 117	2-21
108 635	6-90	113 955	3-22	115 550	4-28	134 532	4-5
108 643	6-31A	113 956	3-21	115 551	4-32	135 808	4-6
108 644	4-36	113 956	4-12	115 553	3-40	137 124	4-43
109 084	1-15	113 956	4-15	117 991	6-31	137 130	4-43
109 084	2-14	113 959	3-14	118 624	4-44	138 221	1-19
109 084	3-13	113 959	3-17	118 748	4-16	138 221	2-17
109 084	3-14	114 492	4-17	119 195	4-43	138 221	2-21
109 084	3-17	114 492	4-18	119 512	5-15	138 516	1-10
109 084	3-18	114 492	4-19	119 512	6-3	138 516	2-10
109 084	3-19	114 492	5-9	119 512	6-4	138 516	6-41
109 084	3-21	114 494	6-35	119 512	6-49	141 155	4-41
109 084	3-22	114 498	3-20	119 512	6-51	141 155	6-85
109 084	3-25	114 498	3-40	119 512	6-52	141 215	1-12
109 084	4-12	114 501	5-14	119 512	6-57	141 215	2-11
109 084	4-15	114 502	1-27	119 512	6-71	141 223	1-9
109 084	6-35	114 502	2-29	120 214	5-13	141 223	2-8
109 084	6-36	114 502	4-6	120 367	3-24	141 223	6-78
109 084	6-62	114 502	4-30	120 375	4-4	141 244	1-8
109 354	4-30	114 502	6-90	120 376	5-13	141 244	2-8
109 461	4-24	114 603	3-28	120 377	5-14	141 284	4-28
109 461	4-42	114 604	6-55	120 380	4-4	141 284	4-30
109 461	4-43	114 605	6-55	120 382	5-14	141 284	4-37
109 461	4-44	114 606	3-14	120 394	5-14	141 287	1-9
109 461	6-49	114 606	3-17	121 326	4-27	141 287	2-9
109 461	6-57	114 607	4-40	121 362	6-59	142 359	4-36
109 461	6-71	114 608	5-3	121 362	6-68	142 494	5-24
109 462	4-30	114 609	5-5	121 839	4-5	142 507	6-4
109 462	6-14	114 609	5-21	124 547	2-13	142 507	6-52
109 462	6-76	114 610	6-4	124 556	4-33	142 508	6-17
109 462	6-90	114 610	6-8	124 847	5-14	142 508	6-28
110 323	5-14	114 610	6-9	124 847	5-15	142 508	6-29A
110 500	3-22	114 610	6-10	125 706	3-15	142 521	4-35
110 633	3-22	114 610	6-52	125 706	3-18	142 521	6-88
111 745	4-23	114 856	6-29	125 706	6-46	144 531	3-18



NUMERICAL INDEX

Part Number	Group and Page No.	Part Number	Group and Page No.	Part Number	Group and Page No.	Part Number	Group and Page No.
169 469	6-46	179 799	4-14	179 825	2-7	179 838	6-39
169 469	6-47	179 799	5-4	179 825	2-9	179 838	6-76
172 528	1-5	179 799	5-18	179 826	1-21	179 838	6-90
172 528	2-6	179 799	5-21	179 826	2-23	179 838	1-17
172 529	4-35	179 799	5-25	179 828	1-7	179 839	3-13
172 540	2-14	179 800	6-46	179 828	1-21	179 839	4-6
172 558	1-4	179 806	6-13	179 828	1-27	179 839	4-7
172 574	2-4	179 814	2-15	179 828	2-23	179 839	4-29
172 575	4-38	179 814	3-34	179 828	2-29	179 839	4-36
172 578	1-8	179 814	3-36	179 828	5-18	179 839	4-39
172 578	2-8	179 814	4-6	179 828	5-21	179 839	4-40
172 580	6-4	179 814	5-12	179 829	1-21	179 839	6-30
172 580	6-51	179 814	6-31B	179 829	2-23	179 839	6-37
174 877	3-24	179 815	3-8	179 829	5-18	179 839	6-77
178 895	5-3	179 816	1-7	179 829	5-21	179 840	1-20
179 791	1-8	179 816	1-8	179 833	6-15	179 840	2-22
179 791	3-26	179 816	1-26	179 833	6-90	179 840	3-10
179 791	4-17	179 816	2-14	179 835	3-14	179 840	3-12
179 791	4-18	179 816	2-28	179 835	3-17	179 840	4-33
179 791	4-30	179 816	4-20	179 835	4-5	179 840	4-34
179 791	6-8	179 816	4-38	179 835	5-4	179 840	4-37
179 791	6-55	179 816	6-18	179 835	5-21	179 840	5-14
179 791	6-90	179 816	6-55	179 836	4-30	179 840	6-16
179 793	1-15	179 816	6-73	179 836	6-31	179 840	6-30
179 793	3-19	179 817	1-9	179 836	6-62	179 840	6-31A
179 793	5-8	179 817	2-9	179 837	4-3	179 840	6-84
179 793	5-9	179 817	4-6	179 837	4-36	179 840	6-87
179 793	5-24	179 817	4-34	179 837	4-38	179 841	1-4
179 793	6-35	179 817	5-3	179 837	4-49	179 841	1-22
179 793	6-36	179 817	5-22	179 837	6-35	179 841	1-23
179 793	6-46	179 818	1-7	179 837	6-36	179 841	1-24
179 793	6-62	179 818	1-27	179 837	6-62	179 841	2-24
179 793	6-76	179 818	2-7	179 838	2-14	179 841	2-25
179 793	6-91	179 818	2-29	179 838	3-14	179 841	2-26
179 794	3-13	179 818	5-15	179 838	3-17	179 841	4-7
179 795	2-16	179 819	4-6	179 838	4-6	179 841	5-12
179 795	2-31	179 819	6-18	179 838	4-7	179 841	6-31B
179 795	6-15	179 819	6-29	179 838	4-47	179 841	6-39
179 795	6-19	179 819	6-29B	179 838	4-49	179 841	6-62
179 796	3-25	179 821	6-12	179 838	6-15	179 842	4-43
179 796	6-85	179 824	2-7	179 838	6-17	179 842	5-2
179 797	2-14	179 825	1-7	179 838	6-28	179 842	5-12
179 799	4-11	179 825	1-8	179 838	6-29A	179 842	5-22



NUMERICAL INDEX

Part Number	Group and Page No.	Part Number	Group and Page No.	Part Number	Group and Page No.	Part Number	Group and Page No.
179 843	3-13	181 395	4-5	225 506	4-17	427 645	4-20
179 843	4-40	181 434	1-7	225 506	4-18	427 645	6-73
179 843	6-37	181 434	2-8	271 500	4-2	442 934	1-6
179 843	6-62	186 279	1-4	271 500	4-28	442 934	2-6
179 847	4-44	186 282	4-43	271 500	4-51	443 003	6-76
179 847	4-45	186 282	4-45	271 500	6-31B	443 024	6-85
179 857	4-11	186 283	4-43	271 560	6-9	443 036	4-44
179 857	4-12	186 284	5-12	271 560	6-49	443 050	4-41
179 857	4-14	186 334	4-32	271 560	6-56	443 059	4-25
179 857	4-15	188 943	5-3	271 560	6-70	443 059	6-57
179 859	4-41	218 197	4-25	271 561	5-5	443 059	6-71
179 860	4-28	218 197	6-71	271 561	5-21	443 090	4-31
179 860	6-14	218 211	1-10	271 562	4-50	443 137	5-24
179 860	6-76	218 211	6-41	271 564	5-5	443 146	4-43
179 860	6-90	218 217	1-5	271 564	5-21	443 885	6-33
179 880	5-6	218 217	2-5	271 564	6-10	444 687	5-25
179 880	5-28	218 322	4-5	271 565	4-21	444 697	5-25
179 881	5-4	218 443	6-52	271 565	4-23	446 120	4-43
179 881	5-21	218 445	6-3	271 566	5-5	446 151	6-29
179 883	5-6	218 445	6-51	271 566	5-21	446 160	4-17
179 883	5-28	219 189	6-61	271 566	6-49	446 636	6-36
179 883	6-6	219 199	1-4	271 566	6-56	451 074	2-13
179 883	6-31	219 199	4-38	271 566	6-70	451 689	6-36
179 883	6-76	219 199	6-15	271 567	6-42	455 637	6-35
179 884	4-46	219 199	6-76	271 570	6-42	551 178	5-15
179 884	6-4A	219 199	6-90	271 573	6-42		
179 884	6-6	219 301	4-36	271 606	6-4	D	
179 885	5-3	219 420	4-5	271 606	6-8		
179 885	5-16	219 753	6-21	271 606	6-9	10 958 D	2-14
179 888	4-49	219 753	6-23	271 606	6-10	15 350 DA	4-40
179 891	5-19	219 753	6-25	271 606	6-52	16 067 D	2-5
179 952	6-10	219 753	6-27	271 632	4-46	16 067 DA	1-6
180 075	5-13	219 753	6-79	272 125	4-44	20 161 D	6-20
180 121	5-14	219 753	6-81	272 319	5-15	20 161 D	6-22
180 124	5-14	219 753	6-82	272 391	1-8	20 161 D	6-24
181 307	4-3	219 753	6-87	272 391	2-9	20 161 D	6-27
181 333	6-31	219 753	6-93	272 729	6-42	20 161 D	6-31
181 364	5-3	220 081	6-5	425 463	1-13	20 161 D	6-79
181 364	5-16	220 081	6-10	427 370	6-49	20 161 D	6-80
181 379	4-30	220 081	6-45	427 370	6-57	20 229 D	1-3
181 379	6-90	222 449	5-8	427 370	6-70	20 229 D	2-4



NUMERICAL INDEX

Part Number	Group and Page No.	Part Number	Group and Page No.	Part Number	Group and Page No.	Part Number	Group and Page No.
20 229 D	4-7	48 539 D	6-59	3 405 H	2-9	Q 397	2-9
20 229 D	4-8	48 539 D	6-69	3 405 H	2-27	Q 397	3-8
20 290 D	1-7	48 541 D	4-23	27 999 H	1-21	Q 397	4-12
20 290 D	2-7	48 541 D	6-59	27 999 H	2-23	Q 397	4-15
24 523 D	2-4	48 541 D	6-69	42 454 H	6-21	Q 398	5-2
24 550 D	1-11	48 548 D	4-20	42 454 H	6-23	Q 398	5-21
24 550 D	2-11	48 548 D	6-72	42 545 H	6-25	Q 1 284	3-13
24 564 DA	1-6	48 594 DA	6-17	42 454 H	6-27	Q 1 284	5-14
24 564 DA	2-6	48 594 DA	6-28	42 454 H	6-79	Q 1 505	4-43
26 058 D	1-5	48 594 DA	6-29B	42 454 H	6-81	Q 1 505	5-22
26 058 D	2-5	50 259 D	4-23	42 454 H	6-82	Q 1 597	3-17
29 547 D	4-36	50 259 D	6-59	42 454 H	6-84	Q 3 501	5-6
34 878 D	4-36	50 259 D	6-69	42 454 H	6-93	Q 3 501	5-28
34 879 D	4-36	50 270 D	4-23	49 405 H	4-30	Q 3 533	5-17
34 880 D	4-36	50 270 D	6-59	49 405 H	6-90		
37 165 D	1-8	50 270 D	6-69	49 528 H	4-47	R	
37 323 D	1-7	51 293 D	4-44	49 530 H	4-46		
39 862 D	4-21	52 728 D	4-9	49 533 H	4-33	15 072 R1	4-2
40 090 D	4-24	52 728 D	4-13	49 533 H	6-31	16 003 R1	5-3
41 058 DA	5-25	53 717 DA	4-35	65 012 H	4-43	16 003 R1	5-17
43 249 D	1-5	53 717 DA	6-88	76 491 H	6-17	16 003 R1	5-27
43 249 D	2-5	56 108 D	1-21	76 491 H	6-28	16 008 R1	6-66
43 374 D	1-5	56 108 D	2-23	76 491 H	6-29B	16 008 R1	6-85
43 374 D	2-5	56 273 D	3-26	76 491 H	6-31	16 012 R1	5-26
43 375 D	1-5	56 277 D	3-26	81 300 H	4-22	16 013 R1	4-35
43 375 D	2-5	56 279 D	3-25	81 300 H	6-68	16 013 R1	6-84
43 751 DB	4-44	56 279 D	3-26	85 662 H	6-20	16 018 R1	5-26
45 656 DA	2-13	57 561 D	5-3	85 662 H	6-22	16 038 R1	4-49
45 667 D	2-13	57 561 D	5-17	85 662 H	6-24	16 038 R1	6-5
45 667 D	2-14	57 561 D	5-27	85 662 H	6-27	16 558 R1	6-29
45 702 D	6-18	59 473 D	4-36	131 402 H	5-3	16 558 R1	6-32
45 702 D	6-29	60 938 D	3-25	133 606 H	6-31A	16 558 R1	6-37
45 702 D	6-29B	60 938 D	3-26			16 618 R1	4-44
45 774 D	2-13	60 938 D	4-9	P		17 007 R1	6-19
45 775 D	2-14	60 938 D	6-33			17 175 R1	6-66
45 949 D	1-6	63 116 D	1-4	10 620 P	5-15	17 175 R1	6-84
45 949 D	2-6	63 116 D	2-3			17 349 R1	6-4
48 227 D	2-14			Q		17 408 R1	4-9
48 250 D	2-13	H		Q 102	4-6	17 412 R1	4-49
48 254 D	2-14			Q 319	4-34	17 413 R1	4-51
48 256 DA	2-13	3 405 H	1-9	Q 397	1-8	17 439 R1	6-52
48 539 D	4-23	3 405 H	1-28			17 446 R1	6-19



NUMERICAL INDEX

Part Number	Group and Page No.	Part Number	Group and Page No.	Part Number	Group and Page No.	Part Number	Group and Page No.
17 473 R1	6-5	361 883 R1	5-24	700 489 R1	3-19	702 006 R1	3-11
17 550 R1	6-39	371 602 R1	5-13	700 513 R91	6-20	702 010 R91	3-10
17 579 R1	6-5	512 166 R1	3-13	700 513 R91	6-22	702 088 R91	2-15
17 617 R1	6-40	512 166 R1	5-14	700 513 R91	6-24	702 270 R2	6-62
17 699 R1	6-39	517 194 R1	4-17	700 513 R91	6-27	702 306 R91	2-31
17 784 R1	6-40	551 658 R1	5-6	700 515 R91	6-20	702 326 R91	2-31
17 876 R1	6-40	551 658 R1	5-28	700 515 R91	6-22	702 330 R1	2-31
17 923 R1	3-7	575 808 R1	6-7	700 515 R91	6-24	702 333 R1	2-31
17 926 R1	6-3	575 810 R1	5-15	700 515 R91	6-27	702 335 R91	2-31
17 926 R1	6-51	575 813 R1	5-6	700 521 R91	4-33	702 467 R1	3-38
17 956 R1	6-4	575 813 R1	5-28	700 521 R91	6-31	702 467 R1	3-41
17 956 R1	6-5	575 813 R1	6-51	700 523 R91	4-33	702 468 R1	3-38
17 956 R1	6-52	615 063 R1	4-5	700 523 R91	6-31	702 468 R1	3-39
18 540 R1	4-6	615 167 R1	4-42	700 524 R91	4-33	702 468 R1	3-41
18 575 R1	5-2	615 190 R1	4-36	700 526 R91	4-33	702 472 R1	3-38
18 575 R1	5-21	635 266 R1	6-41	700 531 R1	6-3	702 472 R1	3-41
113 093 R1	2-5	659 473 R91	6-31	700 531 R1	6-4B	702 473 R1	3-39
133 093 R1	1-6	700 153 R11	1-8	700 531 R1	6-5	702 474 R1	3-37
251 553 R1	2-15	700 166 R1	3-15	700 531 R1	6-6	702 474 R1	3-40
252 707 R1	6-66	700 166 R1	3-18	700 531 R1	6-7	702 475 R1	3-37
254 691 R1	5-26	700 310 R91	2-13	700 531 R1	6-8	702 475 R1	3-40
287 048 R91	6-20	700 311 R91	6-17	700 531 R1	6-10	702 476 R1	3-37
287 048 R91	6-24	700 311 R91	6-28	700 531 R1	6-51	702 476 R1	3-40
287 048 R91	6-27	700 311 R91	6-29B	700 540 R91	2-13	702 478 R1	3-38
289 048 R91	6-22	700 311 R91	6-31	700 541 R91	2-13	702 478 R1	3-41
289 104 R91	6-20	700 387 R1	6-8	700 545 R91	6-31	702 483 R91	3-38
289 104 R91	6-22	700 387 R1	6-10	700 572 R1	4-20	702 816 R1	5-14
289 104 R91	6-24	700 446 R1	3-40	700 572 R1	6-73	702 953 R1	1-18
289 104 R91	6-27	700 447 R1	3-37	700 632 R1	2-20	702 953 R1	2-21
294 714 R91	4-33	700 447 R1	3-40	700 659 R1	2-19	702 958 R1	2-21
350 084 R2	5-26	700 452 R91	3-9	700 725 R92	3-3	702 959 R1	1-18
350 525 R1	3-26	700 453 R91	3-9	700 725 R92	3-6	702 959 R91	2-21
351 910 R91	2-13	700 455 R1	3-10	700 725 R92	3-7	702 960 R1	1-18
352 026 R2	5-26	700 456 R91	3-10	700 876 R92	3-13	702 960 R1	2-21
352 219 R1	5-24	700 457 R1	3-10	700 876 R92	3-28	702 961 R1	1-18
355 966 R1	5-15	700 463 R91	3-8	701 050 R91	4-46	702 961 R1	2-21
355 966 R1	5-24	700 467 R91	3-8	701 445 R91	6-31	702 964 R1	1-18
356 841 R91	2-6	700 468 R1	3-8	701 735 R1	1-14	702 964 R1	2-21
357 968 R91	2-13	700 470 R1	3-8	702 001 R1	3-8	703 519 R1	1-14
357 968 R91	2-14	700 473 R91	3-8	702 002 R91	3-8	703 557 R91	3-6
359 875 R1	1-9	700 474 R1	3-8	702 003 R91	3-8	703 557 R92	3-18
359 875 R1	2-9	700 475 R91	3-8	702 004 R91	3-8	703 612 R91	2-13
360 535 R1	2-13	700 489 R1	3-15	702 006 R1	3-9	703 636 R1	1-8



NUMERICAL INDEX

Part Number	Group and Page No.	Part Number	Group and Page No.	Part Number	Group and Page No.	Part Number	Group and Page No.
703 644 R91	6-21	703 840 R1	2-9	703 906 R21	4-40	703 969 R1	4-36
703 644 R91	6-23	703 840 R1	2-27	703 907 R91	4-39	703 971 R1	4-38
703 644 R91	6-25	703 844 R91	1-7	703 908 R91	4-39	703 972 R1	4-38
703 644 R91	6-27	703 844 R91	2-7	703 911 R1	6-20	703 984 R1	4-33
703 644 R91	6-79	703 849 R1	1-7	703 911 R1	6-22	704 008 R1	4-32
703 644 R91	6-81	703 849 R1	1-28	703 911 R1	6-24	704 009 R1	4-32
703 644 R91	6-82	703 850 R1	1-8	703 911 R1	6-26	704 010 R1	4-32
703 644 R91	6-84	703 850 R1	2-9	703 913 R3	4-46	704 017 R1	4-33
703 644 R91	6-93	703 851 R1	1-8	703 914 R11	4-47	704 021 R1	4-20
703 696 R1	6-20	703 851 R1	1-28	703 915 R1	4-47	704 021 R1	6-73
703 696 R1	6-22	703 851 R1	2-9	703 917 R92	4-47	704 022 R92	6-10
703 696 R1	6-24	703 851 R1	2-27	703 921 R1	4-20	704 029 R1	4-34
703 696 R1	6-26	703 852 R1	1-8	703 921 R1	6-73	704 038 R1	4-36
703 700 R1	1-13	703 853 R11	1-7	703 922 R1	4-20	704 039 R2	4-36
703 812 R1	1-5	703 865 R1	1-10	703 922 R1	6-73	704 041 R91	4-36
703 812 R1	2-5	703 865 R1	2-10	703 923 R91	6-44	704 043 R93	4-50
703 814 R1	1-27	703 874 R1	1-3	703 925 R1	6-43	704 044 R95	4-50
703 814 R1	2-29	703 874 R1	5-12	703 928 R91	6-43	704 051 R12	6-4
703 815 R1	1-27	703 875 R1	1-4	703 929 R1	4-48	704 051 R12	6-10
703 815 R1	1-28	703 875 R1	2-4	703 929 R1	6-41	704 052 R12	6-4
703 815 R1	2-27	703 876 R2	1-4	703 929 R1	6-43	704 052 R12	6-10
703 815 R1	2-29	703 877 R1	1-9	703 930 R1	4-48	704 058 R1	6-8
703 816 R1	1-26	703 883 R6	1-4	703 930 R1	6-41	704 058 R1	6-10
703 816 R1	1-28	703 884 R21	1-6	703 930 R1	6-43	704 058 R1	6-10
703 816 R1	2-27	703 884 R21	2-6	703 931 R1	4-48	704 059 R1	6-10
703 816 R1	2-28	703 885 R1	1-6	703 931 R1	6-41	704 060 R1	6-10
703 818 R91	2-29	703 885 R1	2-6	703 931 R1	6-43	704 061 R5	6-10
703 820 R92	1-26	703 886 R2	1-6	703 932 R3	4-44	704 083 R91	4-23
703 820 R92	2-28	703 886 R2	2-6	703 932 R31	4-45	704 083 R91	6-59
703 822 R91	1-27	703 887 R2	1-6	703 934 R1	4-45	704 083 R91	6-69
703 822 R91	2-29	703 887 R2	2-6	703 935 R13	4-44	704 088 R91	1-12
703 825 R11	1-27	703 893 R2	1-6	703 938 R13	4-44	704 088 R91	2-12
703 825 R11	2-29	703 893 R2	2-6	703 942 R3	4-45	704 089 R91	1-12
703 827 R1	1-8	703 894 R21	1-3	703 942 R3	4-45	704 089 R91	2-12
703 827 R1	2-8	703 894 R21	2-3	703 952 R1	4-15	704 094 R1	2-11
703 828 R1	1-8	703 896 R1	1-3	703 952 R2	3-14	704 095 R1	1-11
703 828 R1	2-8	703 896 R1	1-28	703 952 R2	4-12	704 095 R1	2-11
703 829 R1	1-8	703 896 R1	2-3	703 952 R2	4-43	704 100 R1	1-11
703 829 R1	2-8	703 896 R1	2-27	703 957 R1	4-30	704 100 R1	2-11
703 832 R1	1-8	703 897 R1	3-6	703 957 R1	6-90	704 102 R91	4-46
703 832 R1	2-8	703 898 R1	3-6	703 966 R1	4-38	704 107 R1	1-21
703 840 R1	1-9	703 899 R1	3-6	703 967 R2	4-37	704 133 R3	4-5
703 840 R1	1-28	703 905 R21	4-39	703 968 R21	4-37	704 135 R1	4-5



NUMERICAL INDEX

Part Number	Group and Page No.	Part Number	Group and Page No.	Part Number	Group and Page No.	Part Number	Group and Page No.
704 137 R2	3-34	704 187 R1	6-7	704 219 R2	5-14	704 268 R21	4-49
704 137 R2	3-36	704 187 R1	6-8	704 219 R2	5-24	704 274 R21	5-2
704 138 R2	3-34	704 187 R1	6-10	704 219 R2	5-26	704 274 R21	5-22
704 138 R2	3-36	704 187 R1	6-51	704 222 R1	1-27	704 275 R91	6-7
704 143 R4	4-4	704 188 R97	6-3	704 222 R1	2-29	704 276 R21	6-7
704 144 R21	4-5	704 190 R51	6-4	704 227 R91	6-30	704 276 R21	6-8
704 148 R4	4-6	704 191 R51	6-4A	704 228 R11	6-31	704 278 R31	6-7
704 152 R91	6-40	704 194 R2	6-3	704 229 R91	6-21	704 281 R1	6-7
704 153 R91	6-40	704 195 R4	6-4	704 229 R91	6-22	704 282 R2	6-7
704 154 R91	6-40	704 196 R95	6-3	704 229 R91	6-31	704 284 R2	4-3
704 155 R1	6-40	704 197 R91	6-4	704 230 R91	6-31	704 327 R91	6-21
704 156 R1	6-40	704 198 R1	6-3	704 231 R12	6-31	704 327 R91	6-23
704 157 R91	6-42	704 200 R32	6-4	704 233 R2	6-31	704 327 R91	6-25
704 159 R1	6-42	704 200 R32	6-52	704 234 R91	6-20	704 327 R91	6-27
704 160 R1	6-42	704 201 R91	6-4	704 234 R91	6-22	704 327 R91	6-79
704 162 R1	1-4	704 202 R91	6-4	704 234 R91	6-24	704 327 R91	6-81
704 162 R1	1-28	704 203 R1	6-4	704 234 R91	6-27	704 327 R91	6-82
704 164 R1	1-3	704 203 R1	6-52	704 234 R91	6-31	704 327 R91	6-84
704 164 R1	2-4	704 205 R3	6-4	704 234 R91	6-79	704 327 R91	6-93
704 165 R2	1-3	704 207 R2	6-3	704 234 R91	6-80	704 330 R92	5-4
704 165 R2	1-28	704 207 R2	6-51	704 235 R91	6-20	704 330 R92	5-10
704 176 R94	6-3	704 208 R93	6-3	704 235 R91	6-22	704 330 R92	5-18
704 177 R21	6-3	704 208 R93	6-4	704 235 R91	6-24	704 330 R92	5-21
704 177 R21	6-51	704 212 R91	6-3	704 235 R91	6-27	704 331 R1	5-4
704 178 R21	6-3	704 212 R91	6-4B	704 235 R91	6-31	704 331 R1	5-18
704 178 R21	6-51	704 212 R91	6-5	704 235 R91	6-79	704 331 R1	5-21
704 179 R1	6-3	704 212 R91	6-6	704 235 R91	6-80	704 336 R1	5-5
704 180 R1	6-3	704 212 R91	6-7	704 238 R1	6-30	704 336 R1	5-18
704 181 R1	6-3	704 212 R91	6-8	704 239 R1	6-30	704 336 R1	5-21
704 181 R1	6-51	704 212 R91	6-10	704 240 R1	6-30	704 337 R1	5-5
704 182 R1	6-3	704 212 R91	6-51	704 241 R1	6-30	704 337 R1	5-6
704 182 R1	6-51	704 213 R2	6-4	704 242 R1	6-31	704 337 R1	5-9
704 183 R1	6-3	704 214 R2	6-4	704 243 R1	6-31	704 337 R1	5-18
704 183 R1	6-51	704 215 R1	4-40	704 244 R91	6-31A	704 337 R1	5-21
704 184 R93	6-3	704 216 R2	1-27	704 245 R91	6-31A	704 337 R1	5-23
704 184 R93	6-51	704 216 R2	2-29	704 246 R21	6-31A	704 337 R1	5-28
704 185 R1	6-3	704 217 R1	2-29	704 247 R91	6-31A	704 338 R1	5-3
704 185 R1	6-6	704 217 R91	1-27	704 248 R91	6-31A	704 338 R1	5-22
704 185 R1	6-51	704 218 R1	1-27	704 249 R11	6-31A	704 339 R1	5-3
704 187 R1	6-3	704 218 R1	2-29	704 250 R1	6-31A	704 339 R1	5-22
704 187 R1	6-4B	704 219 R2	1-27	704 251 R1	6-31A	704 340 R2	5-2
704 187 R1	6-5	704 219 R2	2-29	704 252 R1	6-31A	704 341 R1	5-5
704 187 R1	6-6	704 219 R2	5-12	704 263 R93	4-49	704 341 R1	5-22



NUMERICAL INDEX

Part Number	Group and Page No.	Part Number	Group and Page No.	Part Number	Group and Page No.	Part Number	Group and Page No.
704 342 R1	5-4	704 395 R96	6-29B	704 624 R93	5-8	704 754 R1	4-41
704 342 R1	5-21	704 422 R92	4-43	704 624 R93	5-21	704 754 R1	5-5
704 348 R1	5-2	704 426 R51	4-44	704 625 R3	5-5	704 754 R1	5-21
704 348 R1	5-5	704 427 R2	4-44	704 625 R3	5-21	704 755 R1	4-41
704 348 R1	5-12	704 428 R21	4-44	704 664 R1	4-44	704 755 R1	5-5
704 348 R1	5-21	704 429 R2	4-45	704 664 R1	4-45	704 755 R1	5-21
704 353 R91	5-2	704 436 R1	1-11	704 664 R1	6-76	704 756 R1	4-41
704 353 R91	5-21	704 436 R1	6-78	704 668 R91	3-3	704 756 R1	5-5
704 356 R1	5-3	704 443 R1	1-6	704 668 R91	3-6	704 756 R1	5-21
704 358 R3	5-3	704 443 R1	2-6	704 668 R91	3-15	704 757 R1	4-42
704 359 R2	5-3	704 444 R2	3-15	704 668 R91	3-17	704 758 R1	4-41
704 360 R1	5-3	704 444 R2	3-17	704 669 R92	4-51	704 759 R2	4-42
704 361 R3	5-3	704 444 R2	4-11	704 675 R92	4-20	704 763 R1	6-33
704 363 R2	5-3	704 444 R2	4-14	704 675 R92	6-44	704 765 R1	4-40
704 365 R1	5-3	704 445 R1	3-15	704 681 R2	4-17	704 768 R92	4-33
704 366 R2	5-3	704 445 R1	3-17	704 686 R1	4-17	704 768 R92	6-31
704 367 R1	5-2	704 445 R1	4-11	704 695 R1	4-13	704 769 R92	6-28
704 368 R1	5-2	704 445 R1	4-14	704 700 R1	4-13	704 769 R92	6-31
704 369 R1	5-2	704 447 R93	3-6	704 701 R1	4-13	704 771 R92	4-33
704 370 R21	5-3	704 447 R93	3-11	704 701 R1	4-40	704 773 R91	4-47
704 378 R1	5-3	704 448 R1	3-7	704 712 R21	1-9	704 774 R91	4-47
704 378 R1	5-26	704 449 R1	3-7	704 712 R21	2-9	704 775 R91	4-47
704 379 R1	5-3	704 520 R2	4-11	704 717 R1	5-26	704 779 R3	6-4
704 380 R1	5-3	704 520 R2	4-14	704 738 R1	5-21	704 779 R3	6-52
704 381 R1	5-3	704 522 R12	4-12	704 739 R1	5-2	704 780 R1	4-49
704 381 R1	5-22	704 522 R12	4-15	704 739 R1	5-21	704 782 R1	1-5
704 385 R1	6-17	704 523 R12	4-12	704 740 R2	5-2	704 782 R1	2-5
704 385 R1	6-28	704 523 R12	4-15	704 740 R2	5-21	704 783 R2	1-5
704 385 R1	6-29B	704 525 R1	4-12	704 741 R1	5-4	705 231 R2	4-44
704 387 R11	6-18	704 525 R1	4-15	704 741 R1	5-12	705 232 R1	5-4
704 387 R11	6-29	704 526 R1	4-12	704 741 R1	5-21	705 232 R1	5-21
704 387 R11	6-29B	704 526 R1	4-15	704 743 R91	5-19	705 233 R1	4-41
704 387 R91	6-17	704 538 R92	6-44	704 743 R91	6-61	705 247 R1	4-23
704 392 R21	6-28	704 541 R3	6-3	704 743 R91	6-65	705 247 R1	6-59
704 392 R21	6-29A	704 542 R5	6-3	704 744 R3	4-41	705 247 R1	6-61
704 393 R91	6-17	704 613 R1	4-7	704 747 R1	4-41	705 248 R1	4-23
704 393 R91	6-28	704 613 R1	4-8	704 749 R1	4-41	705 248 R1	6-59
704 393 R91	6-29A	704 614 R21	4-8	704 750 R1	4-41	705 248 R1	6-61
704 394 R91	6-17	704 616 R93	4-8	704 751 R1	4-41	705 252 R2	6-90
704 394 R91	6-28	704 620 R92	6-39	704 752 R1	4-41	705 252 R3	4-30
704 394 R91	6-29A	704 621 R1	4-7	704 753 R1	4-41	705 253 R1	4-51
704 395 R96	6-18	704 621 R1	6-39	704 753 R1	5-24	705 254 R1	3-20
704 395 R96	6-29	704 624 R93	5-5	704 753 R1	5-25	705 255 R1	3-20



NUMERICAL INDEX

Part Number	Group and Page No.	Part Number	Group and Page No.	Part Number	Group and Page No.	Part Number	Group and Page No.
705 259 R93	3-34	705 546 R14	6-37	705 741 R1	1-25	705 807 R1	3-37
705 259 R93	3-37	705 548 R1	3-28	705 741 R1	2-27	705 809 R91	3-38
705 263 R91	3-27	705 551 R1	4-40	705 742 R1	1-25	705 811 R91	3-39
705 266 R91	3-15	705 565 R1	4-30	705 742 R1	2-27	705 812 R1	3-38
705 266 R91	3-18	705 565 R1	6-14	705 743 R1	1-25	705 813 R1	3-38
705 266 R91	3-28	705 565 R1	6-75	705 743 R1	2-27	705 814 R1	3-38
705 267 R92	3-23	705 565 R1	6-91	705 744 R1	1-25	705 815 R1	3-38
705 267 R92	3-28	705 566 R1	4-30	705 744 R1	2-27	705 816 R91	3-38
705 268 R91	3-22	705 566 R1	6-14	705 745 R1	1-25	705 817 R1	5-2
705 268 R91	3-29	705 566 R1	6-75	705 745 R1	2-27	705 817 R1	5-21
705 270 R91	3-22	705 566 R1	6-91	705 747 R91	1-24	705 818 R91	3-38
705 270 R91	3-28	705 578 R1	5-7	705 747 R91	2-26	705 819 R1	3-38
705 271 R91	3-22	705 578 R1	5-28	705 750 R91	6-17	705 820 R1	3-38
705 271 R91	3-28	705 579 R91	5-6	705 750 R91	6-28	705 821 R1	3-38
705 380 R1	1-16	705 579 R91	5-28	705 750 R91	6-29B	705 822 R1	3-38
705 383 R91	3-11	705 591 R1	4-12	705 750 R91	6-31	705 824 R91	3-38
705 384 R1	3-11	705 591 R1	4-15	705 751 R1	3-22	705 827 R1	3-16
705 385 R1	3-11	705 612 R91	1-24	705 752 R1	3-22	705 827 R1	3-19
705 449 R1	4-7	705 612 R91	2-26	705 753 R1	3-22	705 829 R1	3-19
705 449 R1	6-39	705 650 R1	4-36	705 754 R1	3-22	705 830 R91	3-12
705 512 R1	5-6	705 695 R91	3-8	705 755 R1	3-22	705 831 R1	3-9
705 512 R1	5-28	705 728 R1	3-22	705 756 R1	3-22	705 832 R1	3-9
705 517 R91	5-6	705 728 R1	3-28	705 757 R91	3-22	705 832 R1	3-12
705 519 R1	5-5	705 731 R91	1-24	705 758 R91	3-22	705 833 R91	3-11
705 519 R1	5-18	705 731 R91	2-26	705 759 R91	3-22	705 834 R91	3-11
705 519 R1	5-21	705 732 R1	1-24	705 775 R91	3-37	705 835 R92	3-11
705 520 R1	5-5	705 732 R1	2-26	705 775 R91	3-40	705 836 R91	3-11
705 520 R1	5-18	705 733 R1	1-24	705 776 R91	3-37	705 838 R1	3-11
705 520 R1	5-21	705 733 R1	2-26	705 779 R91	3-38	705 839 R91	3-12
705 530 R1	4-29	705 734 R1	1-24	705 781 R91	3-38	705 840 R1	3-12
705 530 R1	6-77	705 734 R1	2-26	705 785 R1	3-41	705 841 R91	3-12
705 532 R1	4-29	705 735 R1	1-24	705 786 R1	3-37	705 842 R1	3-12
705 532 R1	6-77	705 735 R1	2-26	705 788 R1	3-37	705 843 R1	3-12
705 534 R1	4-29	705 736 R1	1-24	705 789 R1	3-37	705 844 R91	3-12
705 534 R1	6-77	705 736 R1	2-26	705 794 R1	3-39	705 845 R1	3-12
705 535 R1	4-29	705 737 R1	1-24	705 795 R1	3-39	705 846 R91	3-12
705 535 R1	6-77	705 737 R1	2-26	705 801 R1	3-38	705 848 R91	3-12
705 536 R1	4-29	705 738 R91	1-25	705 801 R1	3-41	705 850 R91	3-11
705 542 R91	4-29	705 738 R91	2-27	705 802 R1	3-38	705 851 R1	3-11
705 543 R1	4-29	705 739 R1	1-25	705 802 R1	3-41	705 852 R91	3-11
705 545 R1	3-28	705 739 R1	2-27	705 803 R1	3-38	705 853 R1	3-11
705 546 R13	3-13	705 740 R1	1-25	705 805 R1	3-41	705 854 R91	3-11
705 546 R13	3-29	705 740 R1	2-27	705 806 R91	3-37	705 855 R91	3-11



NUMERICAL INDEX

Part Number	Group and Page No.	Part Number	Group and Page No.	Part Number	Group and Page No.	Part Number	Group and Page No.
705 856 R1	3-11	706 007 R1	5-8	706 110 R91	3-23	706 476 R1	3-8
705 857 R1	3-11	706 008 R91	5-8	706 111 R1	3-23	706 477 R1	3-8
705 858 R91	3-11	706 009 R1	5-8	706 112 R1	3-23	706 478 R1	3-8
705 859 R1	3-11	706 010 R1	5-8	706 113 R1	3-23	706 479 R1	3-8
705 860 R91	3-12	706 011 R91	5-9	706 114 R1	3-23	706 480 R1	3-8
705 896 R1	3-6	706 012 R1	5-9	706 117 R91	3-23	706 481 R1	3-8
705 896 R1	3-28	706 013 R1	5-9	706 130 R91	3-34	706 483 R1	3-8
705 896 R1	3-34	706 014 R1	5-9	706 130 R91	3-36	708 491 R1	1-9
705 896 R1	3-36	706 015 R1	5-9	706 131 R11	1-6	706 575 R1	5-8
705 897 R1	3-6	706 016 R1	5-9	706 137 R93	6-3	706 576 R91	5-9
705 897 R1	3-28	706 017 R1	5-9	706 151 R2	4-25	706 578 R91	5-9
705 897 R1	3-32	706 018 R1	5-9	706 152 R1	4-25	706 581 R1	5-9
705 897 R1	3-34	706 019 R1	5-9	706 153 R1	4-25	706 582 R1	5-9
705 897 R1	6-31B	706 020 R1	5-9	706 154 R1	4-25	706 583 R1	5-9
705 897 R1	6-34	706 021 R1	5-9	706 155 R1	4-25	706 584 R1	5-9
705 901 R93	3-34	706 022 R1	5-9	706 204 R1	2-13	706 584 R1	5-23
705 903 R1	3-28	706 025 R1	5-8	706 204 R1	2-14	706 584 R1	5-25
705 904 R92	3-28	706 025 R1	5-9	706 204 R1	6-37	706 585 R1	5-9
705 905 R92	3-27	706 026 R1	5-8	706 207 R93	4-12	706 586 R1	5-9
705 906 R92	3-28	706 026 R1	5-9	706 209 R91	4-17	706 588 R91	5-6
705 926 R1	4-36	706 027 R1	5-9	706 216 R1	4-17	706 589 R91	5-7
705 933 R91	4-9	706 027 R1	5-23	706 225 R2	4-6	706 592 R1	1-21
705 933 R91	4-10	706 034 R1	5-9	706 275 R91	1-14	706 592 R1	1-28
705 934 R91	4-3	706 035 R1	5-9	706 281 R1	4-11	706 592 R1	2-23
705 937 R91	5-12	706 036 R1	5-9	706 281 R1	4-14	706 592 R1	2-27
705 937 R91	5-21	706 037 R1	4-44	706 282 R91	1-14	706 594 R1	3-15
705 965 R1	4-43	706 038 R1	4-44	706 283 R1	1-14	706 594 R1	3-17
705 972 R1	4-44	706 039 R2	4-44	706 287 R1	1-14	706 595 R1	3-15
705 977 R1	4-44	706 041 R94	4-43	706 288 R1	1-14	706 595 R1	3-17
705 978 R1	4-44	706 077 R1	1-14	706 289 R1	1-14	706 596 R1	3-15
705 983 R91	6-39	706 083 R1	5-5	706 289 R1	1-14	706 596 R1	3-17
705 984 R91	6-39	706 083 R1	5-22	706 290 R1	1-14	706 610 R1	3-3
705 985 R1	6-39	706 084 R1	5-5	706 291 R2	1-14	706 610 R1	3-5
705 993 R1	2-11	706 084 R1	5-22	706 292 R1	1-14	706 610 R1	3-5
705 994 R1	5-8	706 087 R1	5-2	706 308 R91	5-3	706 628 R1	2-23
705 996 R1	5-8	706 087 R1	5-5	706 399 R91	3-41	706 685 R92	3-6
705 999 R2	5-8	706 087 R1	5-21	706 400 R91	3-41	706 685 R92	3-18
706 001 R1	5-8	706 088 R1	5-2	706 409 R1	5-4	706 715 R91	3-11
706 002 R1	5-8	706 088 R1	5-5	706 405 R1	5-18	706 732 R1	1-9
706 003 R92	5-9	706 088 R1	5-21	706 405 R1	5-21	706 732 R1	2-8
706 004 R1	5-9	706 095 R91	5-3	706 471 R1	3-8	706 732 R1	4-31
706 005 R1	5-9	706 102 R1	3-28	706 472 R91	3-8	706 732 R1	6-14
706 006 R1	5-8	706 105 R93	1-28	706 475 R1	3-8	706 732 R1	6-76



NUMERICAL INDEX

Part Number	Page	Part Number	Page	Part Number	Page	Part Number	Page
706 732 R1	6-90	707 419 R1	3-24	707 754 R1	5-3	707 863 R1	2-25
706 739 R92	6-37	707 457 R1	4-6	707 760 R2	5-3	707 864 R1	1-24
706 745 R1	6-31	707 458 R1	4-6	707 761 R91	4-52	707 864 R1	2-26
706 749 R91	1-26	707 469 R1	1-3	707 762 R1	4-52	707 865 R1	1-24
706 749 R91	2-28	707 469 R1	2-3	707 763 R1	4-52	707 865 R1	2-26
706 880 R91	3-8	707 481 R92	3-15	707 764 R1	4-52	707 866 R91	1-23
706 959 R92	4-9	707 481 R92	3-17	707 765 R1	4-52	707 866 R91	2-25
706 977 R91	1-21	707 481 R92	3-28	707 766 R91	4-52	707 867 R1	1-23
706 977 R91	2-23	707 481 R92	3-34	707 767 R1	4-52	707 867 R1	2-26
707 022 R91	3-23	707 483 R1	3-18	707 768 R91	4-52	707 868 R1	1-24
707 022 R91	3-24	707 484 R1	3-19	707 769 R1	4-52	707 868 R1	2-26
707 067 R91	6-5	707 486 R1	3-18	707 770 R1	4-52	707 869 R1	1-24
707 068 R12	6-5	707 487 R1	3-19	707 771 R1	4-52	707 869 R1	2-26
707 069 R12	6-5	707 499 R1	3-19	707 772 R1	4-52	707 870 R1	1-24
707 070 R1	6-5	707 531 R1	3-17	707 774 R1	4-52	707 870 R1	2-26
707 071 R12	6-4	707 539 R1	3-8	707 775 R1	4-52	707 871 R1	1-23
707 071 R12	6-5	707 558 R91	4-21	707 776 R1	4-52	707 871 R1	2-26
707 071 R12	6-7	707 573 R1	3-18	707 777 R1	4-52	707 872 R1	1-23
707 071 R12	6-8	707 687 R1	6-33	707 778 R1	4-52	707 872 R1	2-25
707 071 R12	6-52	707 688 R1	6-33	707 779 R1	4-52	707 873 R1	1-24
707 072 R1	6-5	707 691 R1	6-33	707 780 R1	4-52	707 873 R1	2-26
707 073 R91	6-5	707 694 R1	6-32	707 781 R1	4-52	707 874 R1	1-24
707 125 R91	3-23	707 696 R11	6-33	707 782 R91	4-52	707 874 R1	2-26
707 126 R1	3-23	707 698 R1	6-33	707 784 R91	4-52	707 880 R1	6-33
707 127 R1	3-23	707 699 R1	6-33	707 814 R1	6-4	707 881 R1	6-33
707 127 R1	3-24	707 700 R1	6-33	707 815 R1	6-4	707 882 R1	6-33
707 128 R1	3-23	707 701 R1	6-33	707 816 R91	6-4	707 883 R1	6-33
707 129 R1	3-23	707 703 R91	4-48	707 817 R91	6-4	707 884 R1	6-33
707 129 R1	3-24	707 703 R91	6-43	707 820 R92	6-3	707 886 R1	6-33
707 131 R1	3-23	707 706 R1	6-41	707 822 R92	4-11	707 887 R1	3-15
707 131 R1	3-24	707 707 R1	6-41	707 822 R92	4-14	707 887 R1	3-18
707 134 R1	3-23	707 713 R92	4-8	707 830 R91	3-40	707 888 R91	1-8
707 135 R1	3-23	707 744 R92	5-3	707 838 R1	3-41	707 888 R91	2-8
707 136 R1	3-23	707 745 R1	5-3	707 844 R1	6-30	707 888 R91	4-3
707 296 R21	4-49	707 745 R1	5-17	707 859 R1	1-24	707 889 R1	5-3
707 297 R41	4-49	707 746 R2	5-3	707 859 R1	2-26	707 890 R91	3-33
707 299 R2	4-42	707 746 R2	5-17	707 860 R1	1-23	707 890 R91	3-35
707 321 R91	1-15	707 746 R2	5-27	707 860 R1	2-25	707 890 R91	3-40
707 327 R1	2-10	707 747 R1	5-3	707 861 R1	1-24	707 891 R91	3-33
707 330 R92	5-8	707 747 R1	5-17	707 861 R1	2-26	707 891 R91	3-35
707 351 R1	4-44	707 747 R1	5-26	707 862 R1	1-23	707 891 R91	3-40
707 352 R2	5-8	707 747 R1	5-27	707 862 R1	2-25	707 905 R91	6-42
707 353 R1	5-8	707 749 R1	5-27	707 863 R1	1-23	707 906 R1	6-42



NUMERICAL INDEX

Part Number	Page	Part Number	Page	Part Number	Page	Part Number	Page
707 945 R91	3-32	708 297 R1	4-16	708 541 R1	6-29B	708 784 R1	3-32
708 107 R91	6-18	708 307 R21	1-14	708 548 R91	1-23	708 784 R1	3-36
708 107 R91	6-29	708 308 R21	1-14	708 548 R91	2-25	708 785 R1	3-32
708 107 R91	6-29B	708 309 R21	1-14	708 580 R91	6-18	708 785 R1	3-36
708 109 R92	3-6	708 310 R21	1-14	708 580 R91	6-29	708 854 R91	3-36
708 109 R92	6-49	708 314 R1	1-14	708 580 R91	6-29B	708 854 R91	3-37
708 109 R93	3-17	708 317 R11	4-11	708 600 R91	4-27	708 884 R1	6-51
708 113 R1	3-25	708 319 R3	4-14	708 601 R1	4-27	708 903 R91	1-9
708 114 R1	3-26	708 319 R31	4-12	708 602 R91	4-27	708 903 R91	2-8
708 115 R1	3-25	708 327 R11	4-17	708 603 R1	4-27	708 903 R91	2-27
708 115 R1	3-26	708 331 R1	1-4	708 604 R91	4-27	708 904 R1	1-9
708 115 R1	4-9	708 331 R1	2-3	708 605 R91	4-27	708 904 R1	2-8
708 115 R1	6-33	708 332 R1	1-4	708 606 R1	4-27	708 905 R1	1-9
708 116 R1	3-25	708 332 R1	2-3	708 607 R1	4-27	708 905 R1	2-8
708 116 R1	3-26	708 346 R1	3-13	708 608 R1	4-27	708 907 R1	1-9
708 117 R1	3-25	708 348 R91	3-24	708 609 R1	4-27	708 907 R1	1-28
708 117 R1	3-26	708 348 R91	3-28	708 610 R1	4-28	708 907 R1	2-8
708 177 R1	5-21	708 418 R1	3-21	708 611 R91	4-27	708 907 R1	2-27
708 178 R1	5-22	708 418 R1	3-24	708 612 R1	4-27	708 909 R93	1-11
708 179 R1	5-22	708 419 R1	3-21	708 612 R1	4-27	708 909 R93	2-11
708 181 R1	5-22	708 420 R1	3-24	708 613 R1	4-27	708 909 R93	2-11
708 194 R91	4-51	708 421 R1	3-24	708 615 R1	4-27	708 910 R91	1-11
708 232 R91	4-46	708 421 R1	3-24	708 617 R1	4-27	708 910 R91	2-11
708 284 R21	1-7	708 423 R92	4-28	708 618 R1	4-27	708 911 R91	1-11
708 285 R1	1-8	708 424 R91	4-27	708 619 R1	4-27	708 911 R91	2-11
708 285 R1	1-28	708 426 R92	4-22	708 623 R1	4-27	708 912 R91	1-10
708 285 R1	1-28	708 426 R92	6-68	708 623 R1	4-27	708 912 R91	1-10
708 285 R1	2-7	708 431 R91	4-17	708 624 R1	4-28	708 912 R91	2-10
708 285 R1	2-27	708 431 R91	4-18	708 625 R1	4-27	708 913 R91	1-10
708 286 R1	1-10	708 432 R93	4-17	708 627 R3	4-27	708 913 R91	2-10
708 289 R1	1-13	708 435 R1	3-15	708 636 R1	3-18	708 914 R91	1-10
708 289 R1	1-28	708 435 R1	3-18	708 836 R1	6-49	708 914 R91	2-10
708 290 R11	1-13	708 444 R1	5-24	708 837 R1	3-18	708 915 R91	1-11
708 291 R1	1-13	708 444 R1	5-26	708 837 R1	6-49	708 915 R91	2-11
708 294 R91	1-18	708 510 R91	3-40	708 837 R1	6-49	708 915 R91	6-12
708 296 R1	1-8	708 511 R91	3-41	708 640 R1	3-19	708 922 R1	5-16
708 296 R1	1-15	708 512 R91	3-40	708 640 R1	6-49	708 924 R1	5-17
708 296 R1	2-17	708 515 R91	3-41	708 642 R1	6-49	708 953 R1	1-18
708 296 R1	4-13	708 516 R1	3-41	708 647 R1	4-17	708 953 R91	2-21
708 296 R1	4-16	708 517 R1	3-41	708 647 R12	4-17	708 954 R1	1-18
708 297 R1	1-8	708 518 R1	3-41	708 652 R1	4-30	708 956 R1	1-19
708 297 R1	1-15	708 519 R1	3-41	708 782 R91	3-32	708 956 R1	2-21
708 297 R1	2-17	708 521 R1	3-41	708 782 R91	3-36	708 957 R1	1-19
708 297 R1	4-13	708 541 R1	6-17	708 783 R1	3-32	708 957 R1	2-21
		708 541 R1	6-28	708 783 R1	3-36	708 958 R1	1-19



NUMERICAL INDEX

Part Number	Page	Part Number	Page	Part Number	Page	Part Number	Page
708 958 R1	2-21	709 240 R91	3-31	709 502 R1	1-26	709 903 R1	2-27
708 959 R1	1-19	709 241 R91	3-31	709 502 R1	2-28	709 904 R2	1-7
708 959 R1	2-21	709 242 R91	3-31	709 515 R1	6-13	709 909 R1	1-27
708 963 R1	1-19	709 243 R91	3-22	709 515 R1	6-78	709 909 R1	2-29
708 963 R1	2-21	709 243 R91	3-31	709 516 R1	1-11	710 318 R11	1-11
708 967 R1	1-23	709 252 R1	4-46	709 516 R1	2-11	710 318 R11	2-10
708 967 R1	2-25	709 253 R91	3-32	709 516 R1	6-13	710 327 R11	1-12
708 969 R92	3-3	709 272 R1	3-32	709 516 R1	6-78	710 327 R11	2-12
708 969 R92	3-6	709 273 R1	3-32	709 517 R1	1-11	710 348 R1	3-6
708 969 R92	3-14	709 282 R91	6-31B	709 517 R1	2-11	710 382 R3	1-14
708 969 R92	3-17	709 282 R91	6-34	709 522 R91	1-3	710 382 R3	1-28
708 995 R1	4-43	709 307 R92	6-4	709 522 R91	2-3	710 383 R1	1-14
708 996 R1	4-41	709 307 R92	6-53	709 539 R91	3-21	710 383 R1	1-28
708 997 R1	4-41	709 308 R92	6-4	709 540 R91	3-21	710 474 R1	3-6
708 998 R91	4-41	709 308 R92	6-53	709 541 R1	3-21	710 737 R11	1-12
708 999 R1	4-41	709 338 R1	1-6	709 542 R1	3-21	710 737 R11	2-12
709 103 R91	3-30	709 443 R1	3-22	709 543 R1	3-21	710 740 R11	1-11
709 137 R1	6-36	709 443 R1	3-32	709 544 R1	3-24	710 740 R11	2-10
709 166 R91	4-9	709 444 R91	3-22	709 545 R1	3-21	710 768 R91	1-12
709 189 R1	6-37	709 444 R91	3-32	709 546 R91	5-3	710 768 R91	2-12
709 190 R11	6-37	709 450 R1	1-5	709 640 R92	6-13	710 769 R91	1-12
709 191 R1	6-37	709 450 R1	2-5	709 642 R2	6-12	710 769 R91	2-12
709 193 R91	3-15	709 459 R1	3-18	709 643 R1	6-13	710 953 R1	4-36
709 193 R92	3-17	709 468 R91	3-6	709 644 R1	6-13	711 043 R1	1-12
709 218 R91	6-38	709 468 R91	3-18	709 645 R1	6-13	711 045 R1	2-12
709 219 R91	6-38	709 473 R1	4-28	709 646 R1	6-13	711 055 R1	1-9
709 231 R91	3-30	709 475 R1	4-5	709 647 R1	6-13	711 055 R1	2-9
709 231 R91	3-36	709 483 R91	3-28	709 648 R1	6-13	711 069 R1	1-10
709 232 R1	3-32	709 489 R91	3-15	709 650 R1	6-12	711 069 R1	2-10
709 232 R1	3-36	709 489 R91	3-18	709 651 R1	6-12	711 184 R1	4-39
709 233 R91	3-21	709 489 R91	3-28	709 652 R1	6-13	711 185 R1	4-39
709 233 R91	3-31	709 489 R91	3-32	709 653 R1	6-13	711 186 R1	4-39
709 234 R1	3-21	708 489 R91	3-34	709 654 R1	6-12	711 197 R1	4-47
709 234 R1	3-32	709 489 R91	3-36	709 772 R91	1-7	711 272 R2	4-38
709 235 R91	3-21	709 491 R91	4-43	709 772 R91	2-7	711 283 R1	4-35
709 235 R91	3-31	709 492 R91	4-43	709 776 R91	3-21	711 283 R1	6-84
709 236 R91	3-22	709 495 R1	4-43	709 811 R91	6-38	711 304 R2	6-30
709 236 R91	3-31	709 496 R1	4-43	709 840 R1	5-14	711 312 R1	4-38
709 237 R1	3-22	709 497 R1	4-43	709 901 R11	1-8	711 466 R1	4-38
709 237 R1	3-32	709 498 R1	4-43	709 903 R1	1-8	711 558 R1	1-21
709 238 R91	3-31	709 499 R1	4-43	709 903 R1	1-28	711 558 R1	2-23
709 239 R91	3-31	709 500 R2	4-43	709 903 R1	2-8	711 863 R1	6-31



NUMERICAL INDEX

Part Number	Page	Part Number	Page	Part Number	Page	Part Number	Page
711 864 R1	6-31	751 071 R1	4-33	751 123 R1	6-75	751 145 R1	6-21
711 865 R1	6-31	751 072 R1	4-33	751 123 R1	6-91	751 145 R1	6-23
711 866 R1	6-31	751 073 R1	4-33	751 124 R1	6-14	751 145 R1	6-25
711 867 R1	6-31	751 074 R11	4-33	751 124 R1	6-75	751 145 R1	6-27
711 868 R1	6-31	751 075 R91	4-34	751 124 R1	6-90	751 145 R1	6-79
711 869 R1	6-31	751 076 R1	4-33	751 125 R1	6-15	751 145 R1	6-81
711 870 R1	6-31	751 077 R1	6-20	751 125 R1	6-76	751 145 R1	6-82
711 872 R1	6-31A	751 077 R1	6-22	751 125 R1	6-90	751 145 R1	6-93
711 877 R1	6-30	751 077 R1	6-24	751 126 R1	6-15	751 146 R1	4-33
711 881 R1	6-31	751 077 R1	6-26	751 126 R1	6-76	751 146 R1	6-21
711 882 R1	6-31	751 080 R91	4-33	751 126 R1	6-90	751 146 R1	6-23
711 947 R1	6-33	751 081 R1	4-33	751 127 R1	6-15	751 146 R1	6-25
712 064 R1	2-7	751 081 R1	6-83	751 127 R1	6-76	751 146 R1	6-27
712 095 R1	2-23	751 081 R1	6-92	751 127 R1	6-90	751 146 R1	6-79
712 626 R1	4-36	751 082 R1	4-34	751 130 R1	6-15	751 146 R1	6-81
713 657 R11	1-11	751 085 R1	4-36	751 130 R1	6-19	751 146 R1	6-82
713 657 R11	2-10	751 086 R91	4-35	751 131 R1	6-15	751 146 R1	6-93
713 660 R11	1-12	751 087 R91	4-35	751 133 R91	6-76	751 147 R1	6-21
713 660 R11	2-12	751 088 R1	4-35	751 133 R94	6-14	751 147 R1	6-23
715 146 R91	1-12	751 089 R2	4-35	751 133 R94	6-90	751 147 R1	6-24
715 146 R91	2-12	751 090 R2	4-36	751 140 R91	6-20	751 147 R1	6-27
716 411 R1	2-11	751 094 R11	4-36	751 140 R91	6-22	751 147 R1	6-79
720 631 R1	5-3	751 097 R94	6-29	751 140 R91	6-24	751 147 R1	6-81
720 631 R1	5-17	751 100 R11	4-36	751 140 R91	6-26	751 147 R1	6-82
720 631 R1	6-10	751 101 R21	4-36	751 141 R1	6-16	751 147 R1	6-93
720 631 R1	6-51	751 104 R91	4-36	751 142 R1	6-21	751 148 R3	6-21
751 048 R2	4-30	751 109 R2	4-40	751 142 R1	6-23	751 148 R3	6-22
751 048 R2	6-90	751 110 R2	4-40	751 142 R1	6-25	751 148 R3	6-24
751 049 R1	4-31	751 111 R93	6-28	751 142 R1	6-27	751 148 R3	6-27
751 050 R2	4-30	751 113 R1	6-17	751 142 R1	6-79	751 138 R3	6-79
751 050 R2	6-90	751 113 R1	6-28	751 142 R1	6-81	751 148 R3	6-81
751 054 R1	4-33	751 113 R1	6-29A	751 142 R1	6-82	751 148 R3	6-82
751 055 R1	4-33	751 114 R21	6-17	751 142 R1	6-87	751 148 R3	6-93
751 056 R1	4-34	751 114 R21	6-28	751 142 R1	6-93	751 148 R3	6-21
751 059 R1	4-34	751 114 R21	6-29B	751 143 R1	6-21	751 149 R1	6-22
751 060 R91	4-34	751 115 R91	6-17	751 143 R1	6-23	751 149 R1	6-24
751 061 R1	4-34	751 115 R91	6-29A	751 143 R1	6-25	751 149 R1	6-27
751 062 R1	4-34	751 117 R1	6-17	751 143 R1	6-27	751 149 R1	6-79
751 063 R91	6-16	751 117 R1	6-28	751 143 R1	6-79	751 149 R1	6-81
751 063 R91	6-87	751 117 R1	6-29A	751 143 R1	6-81	751 149 R1	6-82
751 065 R1	6-16	751 118 R91	6-28	751 143 R1	6-82	751 149 R1	6-84
751 065 R1	6-87	751 120 R2	4-34	751 143 R1	6-87	751 149 R1	6-93
751 066 R1	6-87	751 123 R1	6-14	751 143 R1	6-93	751 150 R1	6-16



NUMERICAL INDEX

Part Number	Page	Part Number	Page	Part Number	Page	Part Number	Page
751 155 R1	6-22	751 472 R1	6-29B	751 666 R11	6-36	751 847 R93	2-11
751 155 R1	6-27	751 497 R11	5-12	751 685 R91	6-31B	751 848 R93	1-11
751 157 R11	6-21	751 499 R1	5-12	751 685 R91	6-34	751 848 R94	2-11
751 157 R11	6-23	751 503 R1	5-15	751 686 R1	6-31B	751 851 R1	4-36
751 159 R1	6-21	751 504 R1 ✓	5-15	751 686 R91	6-34	751 872 R1	4-30
751 159 R1	6-23	751 505 R1	5-15	751 687 R91	6-31B	751 872 R1	6-91
751 161 R1	6-16	751 506 R1 ✓	5-14	751 687 R91	6-34	751 932 R92	3-27
751 161 R1	6-87	751 507 R1	5-15	751 734 R91	6-44	751 942 R1	6-57
751 164 R1	6-21	751 508 R1 ✓	5-14	751 761 R91	4-45	751 942 R1	6-71
751 163 R1	6-23	751 509 R1 ✓	5-15	751 763 R91	6-6	751 947 R91	6-58
751 164 R1	6-21	751 512 R1	5-15	751 764 R1	6-4A	751 947 R91	6-67
751 164 R1	6-23	751 513 R1	5-15	751 764 R1	6-6	751 966 R1	6-16
751 167 R1	6-21	751 514 R1	5-14	751 765 R1	6-4A	752 448 R1	5-6
751 167 R1	6-23	751 515 R1	5-14	751 765 R1	6-6	752 448 R1	5-28
751 168 R91	6-21	751 516 R1	5-15	751 766 R1	6-4B	794 158 R91	6-42
751 168 R91	6-23	751 517 R1	5-14	751 766 R1	6-6	794 182 R1	6-6
751 169 R11	6-19	751 540 R1	5-12	751 766 R11	6-6	841 432 R1	1-13
751 172 R1	6-19	751 541 R1	5-12	751 768 R1	6-6	841 433 R1	1-13
751 173 R1	6-19	751 542 R1	5-12	751 769 R91	6-4B	842 388 R1	6-49
751 179 R1	6-27	751 554 R1	5-26	751 769 R91	6-6	842 388 R1	6-57
751 181 R1	4-33	751 555 R1	5-26	751 770 R91	6-6	842 388 R1	6-70
751 185 R11	3-17	751 556 R1	5-26	751 779 R91	4-8	842 389 R1	6-49
751 297 R1	6-79	751 557 R1	5-26	751 780 R91	3-23	842 389 R1	6-57
751 297 R1	6-80	751 558 R1	5-26	751 784 R1	6-38	842 389 R1	6-70
751 303 R22	1-10	751 559 R1	5-26	751 794 R2	6-29	842 391 R1	6-49
751 303 R22	2-10	751 560 R1	5-26	751 797 R1	6-29	842 391 R1	6-57
751 398 R11	4-47	751 562 R1	5-26	751 798 R1	6-29	842 391 R1	6-70
751 399 R1	4-30	751 563 R91	5-26	751 799 R11	6-29	843 745 R91	6-31B
751 437 R1	3-21	751 566 R1	5-26	751 826 R1	1-8	932 039 R1	1-7
751 438 R1	3-21	751 567 R1	5-26	751 826 R1	2-8	932 204 R1	1-21
751 439 R1	3-21	751 575 R1	5-14	751 828 R1	1-21	932 204 R1	2-23
751 440 R1	3-21	751 580 R2	5-23	751 828 R1	2-23	932 204 R1	6-48
751 441 R1	4-34	751 610 R1	1-8	751 829 R1	1-21	932 205 R1	1-21
751 443 R1	6-15	751 610 R1	2-8	751 829 R1	2-23	932 205 R1	2-23
751 443 R1	6-75	751 638 R1	6-16	751 830 R1	1-21	933 078 R1	6-20
751 443 R1	6-91	751 638 R1	6-79	751 830 R1	2-23	933 078 R1	6-22
751 454 R1	4-27	751 638 R1	6-80	751 831 R91	1-21	933 078 R1	6-24
751 461 R91	3-38	751 638 R1	6-87	751 831 R91	2-23	933 078 R1	6-26
751 471 R91	6-18	751 656 R1	1-21	751 834 R1	1-8	933 089 R1	6-24
751 471 R91	6-29	751 656 R1	2-23	751 834 R1	2-8	933 089 R1	6-26
751 471 R91	6-29B	751 657 R1	1-21	751 846 R93	1-11	1026 310 R1	6-19
751 472 R1	6-18	751 657 R1	2-23	751 846 R93	2-11	1026 396 R2	4-12
751 472 R1	6-29	751 666 R11	6-35	751 847 R93	1-11	1026 397 R2	4-15



NUMERICAL INDEX

Part Number	Page	Part Number	Page	Part Number	Page	Part Number	Page
1026 425 R1	6-15	3040 871 R91	1-14	3041 067 R1	6-62	3042 160 R91	6-26
1026 425 R1	6-91	3040 876 R91	6-45	3041 067 R1	6-68	3042 282 R1	4-22
1026 429 R1	6-15	3040 877 R91	6-45	3041 072 R91	4-9	3042 282 R1	6-68
1026 433 R1	6-15	3040 886 R91	3-32	3041 100 R91	3-16	3042 283 R1	4-22
1026 437 R1	6-15	3040 886 R91	3-36	3041 151 R11	4-9	3042 283 R1	6-68
1026 441 R1	6-15	3040 887 R91	3-32	3041 249 R92	1-28	3042 283 R91	6-41
1026 441 R1	6-91	3040 887 R91	3-36	3041 319 R11	6-18	3042 284 R1	4-22
1026 445 R1	6-29	3040 888 R91	3-32	3041 319 R11	6-29	3042 284 R1	6-68
3040 078 R1	5-4	3040 888 R91	3-36	3041 319 R11	6-29B	3042 285 R1	4-22
3040 078 R1	5-21	3040 892 R91	6-14	3041 366 R1	5-15	3042 285 R1	6-68
3040 096 R1	3-23	3040 892 R91	6-76	3041 388 R1	4-12	3042 286 R1	4-22
3040 120 R91	2-13	3040 892 R91	6-90	3041 388 R1	4-15	3042 286 R1	6-68
3040 121 R91	2-13	3040 910 R1	5-26	3041 390 R91	6-13	3042 287 R1	4-22
3040 122 R91	2-13	3040 911 R93	4-11	3041 392 R91	6-19	3042 287 R1	6-68
3040 151 R91	6-29	3040 912 R21	1-9	3041 393 R1	6-19	3042 290 R1	4-48
3040 272 R1	4-23	3040 919 R92	4-22	3041 394 R1	6-19	3042 290 R1	6-41
3040 273 R1	4-21	3040 919 R92	6-68	3041 395 R1	6-19	3042 290 R1	6-43
3040 295 R1	3-6	3040 920 R92	4-22	3041 396 R1	6-19	3042 291 R91	6-41
3040 296 R1	3-6	3040 920 R92	6-68	3041 408 R91	6-41	3042 291 R91	6-43
3040 302 R91	3-24	3040 921 R91	6-61	3041 707 R1	3-23	3042 292 R91	4-48
3040 353 R1	6-3	3040 921 R92	4-23	3041 708 R1	3-23	3042 292 R91	6-43
3040 353 R1	6-51	3040 922 R92	4-23	3041 709 R1	3-23	3042 294 R91	6-42
3040 361 R1	1-6	3040 988 R92	6-55	3041 710 R91	3-23	3042 295 R91	6-42
3040 385 R91	4-9	3040 996 R1	6-55	3041 711 R1	3-24	3042 296 R91	6-42
3040 386 R1	4-9	3041 055 R1	3-18	3041 712 R1	3-24	3042 297 R1	6-42
3040 414 R1	4-29	3041 056 R1	3-19	3041 861 R1	6-27	3042 298 R1	6-42
3040 748 R91	4-3	3041 056 R1	6-49	3041 863 R11	6-17	3042 299 R1	6-42
3040 778 R1	1-27	3041 057 R1	3-18	3041 863 R11	6-29B	3042 303 R91	1-27
3040 778 R1	2-29	3041 061 R91	4-22	3041 864 R11	6-18	3042 303 R91	2-29
3040 809 R1	5-26	3041 061 R91	6-68	3041 864 R11	6-29B	3042 304 R91	2-29
3040 826 R1	5-15	3041 062 R92	4-22	3041 962 R91	5-6	3042 357 R1	4-5
3040 830 R91	6-16	3041 062 R92	6-68	3041 962 R91	5-28	3042 360 R1	3-16
3040 830 R91	6-87	3041 063 R1	4-22	3041 963 R1	5-7	3042 360 R1	2-10
3040 850 R1	4-5	3041 063 R1	0-08	3041 963 R1	5-7	3042 361 R1	3-18
3040 851 R1	4-4	3041 065 R1	4-22	3042 024 R1	4-5	3042 362 R1	3-19
3040 856 R1	6-46	3041 065 R1	4-23	3042 069 R11	1-7	3042 363 R1	3-16
3040 857 R1	4-25	3041 065 R1	6-62	3042 081 R1	4-47	3042 363 R1	3-19
3040 857 R1	6-47	3041 066 R1	4-22	3042 127 R1	4-40	3042 364 R1	3-16
3040 857 R91	6-46	3041 066 R1	4-23	3042 159 R91	6-21	3042 364 R1	3-19
3040 862 R1	6-46	3041 066 R1	6-62	3042 159 R91	6-22	3042 365 R1	3-16
3040 867 R11	4-36	3041 066 R1	6-68	3042 160 R91	6-20	3042 365 R1	3-18
3040 868 R1	4-33	3041 067 R1	4-22	3042 160 R91	6-22	3042 366 R1	3-16
3040 870 R91	1-14	3041 067 R1	4-23	3042 160 R91	6-24	3042 366 R1	3-18



NUMERICAL INDEX

Part Number	Page	Part Number	Page	Part Number	Page	Part Number	Page
3042 412 R1	4-3	3043 085 R1	1-16	3043 286 R1	2-25	3043 654 R91	1-8
3042 414 R1	4-3	3043 086 R1	1-16	3043 287 R1	1-23	3043 655 R1	1-15
3042 419 R92	1-24	3043 087 R1	1-16	3043 287 R1	2-25	3043 788 R91	4-39
3042 419 R92	2-26	3043 088 R91	1-16	3043 288 R1	1-23	3043 823 R11	1-11
3042 420 R91	1-22	3043 089 R1	1-16	3043 288 R1	2-25	3043 826 R1	1-6
3042 420 R91	2-24	3043 090 R1	1-16	3043 289 R1	1-22	3043 827 R91	2-22
3042 423 R1	1-23	3043 091 R1	1-15	3043 289 R1	2-25	3043 830 R1	2-23
3042 423 R1	2-25	3043 092 R1	1-15	3043 290 R1	1-22	3043 831 R91	2-14
3042 425 R1	1-22	3043 093 R1	1-15	3043 290 R1	2-24	3043 832 R1	2-13
3042 425 R1	2-24	3043 093 R1	1-16	3043 291 R1	1-22	3043 833 R1	2-14
3042 428 R1	1-23	3043 094 R1	1-16	3043 291 R1	2-25	3043 834 R1	2-14
3042 428 R1	2-25	3043 095 R1	1-16	3043 292 R1	1-22	3043 835 R1	2-13
3042 430 R1	1-23	3043 096 R1	1-16	3043 292 R1	2-25	3043 836 R1	2-13
3042 430 R1	2-25	3043 097 R1	1-16	3043 293 R91	1-23	3043 837 R1	2-13
3042 467 R1	1-8	3043 098 R1	1-16	3043 293 R91	2-25	3043 838 R91	2-13
3042 468 R1	1-8	3043 099 R91	1-16	3043 315 R1	1-23	3043 840 R91	2-13
3042 471 R91	6-13	3043 100 R1	1-16	3043 315 R1	2-25	3043 841 R1	2-14
3042 472 R92	6-13	3043 101 R1	1-16	3043 337 R1	3-8	3043 842 R1	2-14
3042 473 R91	6-46	3043 102 R1	1-16	3043 370 R1	1-19	3043 843 R1	2-14
3042 474 R91	6-46	3043 103 R1	1-16	3043 370 R1	1-28	3043 846 R91	2-14
3042 478 R1	1-21	3043 104 R1	1-16	3043 370 R1	2-17	3043 847 R11	2-14
3042 479 R1	1-21	3043 105 R1	1-16	3043 499 R1	4-17	3043 848 R91	2-13
3042 569 R91	4-3	3043 107 R1	1-16	3043 611 R1	1-12	3043 849 R11	2-14
3042 576 R91	2-29	3043 108 R1	1-16	3043 611 R1	2-12	3043 850 R91	4-24
3042 600 R91	4-23	3043 109 R1	1-16	3043 618 R91	3-11	3043 856 R1	4-25
3042 600 R91	6-59	3043 110 R1	1-16	3043 619 R1	3-18	3043 856 R1	6-49
3042 600 R91	6-59	3043 111 R1	1-16	3043 624 R1	3-16	3043 856 R1	6-57
3042 601 R92	4-9	3043 112 R1	1-16	3043 624 R1	3-18	3043 856 R1	6-70
3042 677 R91	6-55	3043 113 R1	1-16	3043 625 R1	3-16	3043 857 R1	4-25
3042 678 R91	6-55	3043 131 R91	1-20	3043 625 R1	3-19	3043 857 R1	6-57
3042 689 R1	6-68	3043 132 R91	1-20	3043 642 R91	4-10	3043 857 R1	6-71
3042 752 R91	6-36	3043 216 R1	1-12	3043 644 R1	1-9	3043 858 R91	4-24
3042 758 R11	6-37	3043 216 R1	2-12	3043 644 R1	1-28	3043 859 R91	4-25
3043 025 R1	2-9	3043 220 R1	4-45	3043 644 R1	2-9	3043 863 R1	4-25
3043 026 R1	1-9	3043 220 R11	4-44	3043 644 R1	2-27	3043 863 R1	6-71
3043 026 R1	2-9	3043 221 R1	4-44	3043 645 R91	1-17	3043 864 R91	4-23
3043 047 R91	4-34	3043 283 R91	1-23	3043 646 R91	1-14	3043 865 R91	4-21
3043 078 R11	6-46	3043 283 R92	2-25	3043 647 R1	1-14	3043 868 R11	4-19
3043 081 R91	4-17	3043 284 R1	1-23	3043 649 R92	1-13	3043 868 R11	6-72
3043 081 R91	4-18	3043 284 R1	2-25	3043 650 R92	1-13	3043 869 R91	4-20
3043 082 R1	1-15	3043 285 R1	1-23	3043 651 R91	1-13	3043 869 R91	6-72
3043 083 R1	1-16	3043 285 R1	2-25	3043 652 R91	1-14	3043 870 R1	4-20
3043 084 R1	1-16	3043 286 R1	1-23	3043 653 R91	1-13	3043 870 R1	6-73



NUMERICAL INDEX

Part Number	Page	Part Number	Page	Part Number	Page	Part Number	Page
3043 871 R91	4-20	3043 932 R1	6-58	3043 986 R91	4-33	3044 033 R91	4-32
3043 871 R91	6-72	3043 932 R1	6-67	3043 986 R91	6-83	3044 034 R91	4-32
3043 872 R91	4-20	3043 933 R1	6-58	3043 986 R91	6-92	3044 035 R1	4-33
3043 872 R91	6-73	3043 933 R1	6-67	3043 987 R1	4-33	3044 036 R1	4-33
3043 873 R1	4-25	3043 934 R1	6-58	3043 988 R1	4-33	3044 037 R1	4-32
3043 873 R1	6-71	3043 934 R1	6-68	3043 990 R1	4-33	3044 038 R1	4-32
3043 874 R1	4-25	3043 935 R1	6-68	3043 991 R1	4-34	3044 039 R1	4-32
3043 874 R1	6-71	3043 936 R1	6-68	3043 992 R11	6-16	3044 040 R1	4-32
3043 875 R1	4-25	3043 937 R1	6-59	3043 992 R11	6-87	3044 041 R1	4-32
3043 875 R1	6-71	3043 937 R1	6-61	3043 993 R1	4-46	3044 042 R11	4-37
3043 876 R1	4-25	3043 937 R1	6-68	3043 994 R1	4-46	3044 043 R91	4-33
3043 876 R1	6-71	3043 938 R91	6-61	3043 995 R1	4-46	3044 043 R91	6-83
3043 877 R91	4-22	3043 938 R91	6-63	3043 996 R1	4-46	3044 043 R91	6-92
3043 878 R91	4-11	3043 939 R1	6-65	3043 997 R12	4-47	3044 044 R91	6-39
3043 887 R91	4-12	3043 941 R1	6-65	3043 998 R91	4-40	3044 046 R91	6-39
3043 889 R92	3-17	3043 943 R1	6-65	3044 002 R91	4-40	3044 047 R1	4-36
3043 896 R91	3-17	3043 944 R1	6-65	3044 003 R11	6-13	3044 048 R11	6-14
3043 899 R1	3-17	3043 945 R91	6-61	3044 004 R91	6-12	3044 049 R3	6-45
3043 900 R91	3-5	3043 946 R1	6-61	3044 005 R1	6-14	3044 050 R1	6-45
3043 901 R91	3-5	3043 949 R92	6-61	3044 055 R1	6-76	3044 051 R1	6-45
3043 902 R91	3-5	3043 951 R1	6-61	3044 005 R1	6-90	3044 054 R91	4-14
3043 904 R91	3-5	3043 953 R1	6-61	3044 006 R1	6-24	3044 058 R91	4-15
3043 905 R91	3-5	3043 954 R1	6-62	3044 007 R11	6-25	3044 059 R92	4-14
3043 911 R1	4-17	3043 958 R1	6-66	3044 007 R11	6-81	3044 060 R92	4-14
3043 914 R91	4-13	3043 960 R1	6-66	3044 007 R11	6-82	3044 065 R11	4-14
3043 915 R1	4-17	3043 961 R1	6-66	3044 007 R11	6-93	3044 070 R91	3-14
3043 916 R91	6-49	3043 962 R1	6-66	3044 008 R91	4-2	3044 073 R1	6-35
3043 916 R91	6-70	3043 963 R91	6-66	3044 009 R1	4-3	3044 077 R91	3-14
3043 919 R11	6-49	3043 966 R1	6-66	3044 010 R1	4-36	3044 083 R1	3-14
3043 919 R11	6-57	3043 967 R1	6-66	3044 010 R11	6-29	3044 084 R1	3-14
3043 919 R11	6-70	3043 968 R1	6-66	3044 011 R11	4-30	3044 085 R11	3-15
3043 920 R1	6-49	3043 969 R1	6-66	3044 012 R91	4-29	3044 088 R92	3-2
3043 920 R1	6-56	3043 978 R91	6-61	3044 013 R91	6-57	3044 089 R91	3-3
3043 920 R1	6-70	3043 978 R1	6-62	3044 010 R1	6-58	-----	~ ~
3043 921 R91	6-71	3043 980 R1	6-62	3044 019 R1	6-59	3044 091 R91	4-5
3043 922 R91	6-71	3043 981 R91	6-54	3044 020 R91	6-59	3044 094 R1	4-5
3043 927 R92	6-59	3043 981 R91	6-62	3044 021 R91	6-59	3044 095 R1	4-5
3043 927 R92	6-69	3043 982 R1	6-61	3044 022 R91	6-61	3044 162 R91	2-8
3043 928 R92	6-58	3043 982 R1	6-65	3044 023 R1	3-16	3044 164 R91	2-8
3043 928 R92	6-67	3043 983 R1	6-61	3044 026 R91	6-61	3044 166 R91	2-7
3043 931 R1	6-58	3043 983 R1	6-65	3044 027 R1	6-61	3044 170 R91	2-11
3043 931 R1	6-67	3043 985 R11	4-33	3044 031 R1	4-46	3044 171 R1	2 11



NUMERICAL INDEX

Part Number	Page	Part Number	Page	Part Number	Page	Part Number	Page
3044 171 R1	6-78	3044 223 R91	2-16	3044 345 R1	6-52	3044 417 R1	5-14
3044 174 R1	2-6	3044 224 R91	2-16	3044 346 R91	6-52	3044 418 R91	5-14
3044 175 R1	2-6	3044 225 R91	2-16	3044 347 R91	6-52	3044 423 R91	5-14
3044 176 R1	1-6	3044 226 R91	2-16	3044 348 R91	6-52	3044 426 R1	5-25
3044 176 R1	2-6	3044 227 R91	2-16	3044 349 R1	6-51	3044 433 R1	5-25
3044 177 R1	2-6	3044 228 R91	2-16	3044 350 R1	6-51	3044 434 R1	5-25
3044 179 R1	2-4	3044 229 R91	2-15	3044 352 R1	6-51	3044 436 R1	5 25
3044 180 R1	2-4	3044 230 R91	2-15	3044 363 R91	5-11	3044 437 R1	5-19
3044 181 R1	2-4	3044 231 R91	2-15	3044 365 R1	5-12	3044 439 R91	6-10
3044 190 R1	2-8	3044 232 R91	2-16	3044 366 R1	5-12	3044 452 R1	4-27
3044 191 R1	2-7	3044 233 R91	2-16	3044 367 R1	5-12	3044 455 R1	4-11
3044 192 R1	2-5	3044 234 R91	2-15	3044 368 R91	5-12	3044 455 R1	4-14
3044 193 R91	2-17	3044 235 R91	2-15	3044 370 R1	2-27	3044 458 R1	1-19
3044 193 R91	2-18	3044 236 R91	2-4	3044 370 R1	5-16	3044 458 R91	2-21
3044 194 R1	2-27	3044 237 R1	2-4	3044 371 R1	5-16	3044 476 R1	1-11
3044 197 R91	2-17	3044 239 R1	1-6	3044 372 R1	5-16	3044 477 R1	1-11
3044 197 R91	2-21	3044 239 R1	2-6	3044 373 R1	5-16	3044 478 R91	1-11
3044 198 R92	2-17	3044 240 R1	1-6	3044 375 R1	5-16	3044 479 R91	1-11
3044 201 R91	2-11	3044 240 R1	2-6	3044 376 R91	5-17	3044 480 R91	1-11
3044 202 R91	2-11	3044 241 R92	2-27	3044 376 R91	5-27	3044 481 R2	1-11
3044 203 R91	2-11	3044 302 R11	6-25	3044 377 R1	5-17	3044 482 R1	1-11
3044 204 R1	2-11	3044 303 R1	6-24	3044 377 R1	5-27	3044 483 R1	1-11
3044 205 R1	2-11	3044 305 R11	6-21	3044 378 R91	5-17	3044 484 R91	1-12
3044 207 R1	2-11	3044 309 R1	5-3	3044 378 R91	5-27	3044 485 R1	1-12
3044 208 R91	2-11	3044 309 R1	5-17	3044 379 R1	5-17	3044 486 R1	1-11
3044 209 R92	2-27	3044 309 R1	6-3	3044 379 R1	5-27	3044 487 R91	1-11
3044 210 R1	2-4	3044 309 R1	6-51	3044 380 R1	5-17	3044 489 R91	1-4
3044 211 R1	2-14	3044 311 R91	6-5	3044 383 R91	5-14	3044 490 R91	1-4
3044 211 R1	2-27	3044 312 R91	6-5	3044 386 R2	5-14	3044 491 R1	1-6
3044 212 R1	2-13	3044 315 R1	6-5	3044 387 R1	5-13	3044 492 R1	1-4
3044 212 R1	2-27	3044 316 R91	6-8	3044 388 R1	5-13	3044 493 R1	1-4
3044 213 R91	2-16	3044 317 R91	6-9	3044 389 R1	5-13	3044 494 R92	1-15
3044 213 R91	2-31	3044 318 R91	6-9	3044 391 R1	5-14	3044 499 R1	1-4
3044 214 R91	2-15	3044 319 R1	6-9	3044 392 R1	5-14	3044 502 R1	1-17
3044 214 R91	3-3	3044 320 R1	6-8	3044 393 R91	5-13	3044 503 R1	1-17
3044 215 R91	2-16	3044 321 R91	6-9	3044 397 R1	5-13	3044 504 R1	1-17
3044 216 R91	2-15	3044 325 R91	6-8	3044 398 R91	5-13	3044 505 R1	1-17
3044 217 R91	2-15	3044 326 R1	6-8	3044 402 R1	5-13	3044 506 R1	1-17
3044 218 R91	2-15	3044 328 R91	6-8	3044 403 R91	5-14	3044 507 R1	1-17
3044 219 R91	2-16	3044 339 R91	6-51	3044 407 R1	5-14	3044 511 R1	1-18
3044 220 R91	2-16	3044 340 R1	6-51	3044 408 R92	5-14	3044 511 R1	2-21
3044 221 R91	2-16	3044 341 R91	6-52	3044 412 R1	5-14	3044 512 R1	1-18
3044 222 R91	2-16	3044 344 R91	6-51	3044 413 R91	5-14	3044 512 R1	2-21



NUMERICAL INDEX

Part Number	Page	Part Number	Page	Part Number	Page	Part Number	Page
3044 512 R1	2-21	3044 637 R1	5-11	3045 090 R91	4-5	3045 142 R91	5-28
3044 513 R1	1-18	3044 637 R1	6-54	3045 091 R91	4-6	3045 144 R1	1-9
3044 513 R1	2-21	3044 638 R1	5-11	3045 092 R11	4-6	3045 144 R1	2-9
3044 514 R1	1-18	3044 638 R1	6-54	3045 093 R1	4-6	3045 186 R1	6-51
3044 514 R1	2-21	3044 639 R1	5-10	3045 094 R1	4-6	3045 210 R11	2-6
3044 515 R1	1-19	3044 639 R1	6-54	3045 095 R1	4-6	3045 211 R11	2-5
3044 515 R1	2-21	3044 640 R1	5-10	3045 096 R1	4-6	3045 226 R91	6-32
3044 516 R1	1-19	3044 640 R1	6-54	3045 097 R1	4-6	3045 253 R91	6-32
3044 516 R1	2-21	3044 641 R1	5-11	3045 098 R1	4-6	3045 254 R91	6-32
3044 517 R1	1-19	3044 641 R1	6-54	3045 099 R1	4-6	3045 255 R1	6-32
3044 517 R1	2-21	3044 642 R1	5-10	3045 102 R1	5-24	3045 257 R1	6-33
3044 518 R1	1-18	3044 642 R1	6-54	3045 102 R11	5-25	3045 258 R1	6-33
3044 518 R1	2-21	3044 643 R1	5-11	3045 103 R11	5-24	3045 259 R1	6-32
3044 519 R91	1-19	3044 643 R1	6-54	3045 104 R1	5-24	3045 260 R91	4-51
3044 519 R91	2-21	3044 644 R1	5-10	3045 106 R1	5-24	3045 261 R91	4-51
3044 520 R1	1-19	3044 644 R1	6-54	3045 107 R1	5-24	3045 261 R91	4-52
3044 520 R1	2-21	3044 645 R91	5-11	3045 109 R1	5-24	3045 280 R92	6-35
3044 544 R91	4-34	3044 674 R1	4-25	3045 110 R1	5-24	3045 281 R91	3-3
3044 614 R91	6-45	3044 886 R1	5-14	3045 111 R1	5-24	3045 281 R91	3-15
3044 623 R1	5-10	3044 887 R1	5-13	3045 112 R1	5-24	3045 285 R91	4-7
3044 623 R1	6-54	3044 888 R1	5-13	3045 113 R1	5-24	3045 294 R91	6-36
3044 624 R1	5-10	3044 913 R91	6-28	3045 116 R1	5-24	3045 297 R91	6-37
3044 624 R1	6-54	3045 007 R92	4-5	3045 118 R1	5-23	3045 298 R91	6-37
3044 625 R1	6-54	3045 008 R21	4-5	3045 118 R1	5-24	3045 299 R11	6-37
3044 625 R91	5-11	3045 032 R1	4-18	3045 119 R91	5-19	3045 301 R92	6-35
3044 626 R1	5-11	3045 032 R11	4-18	3045 119 R92	5-23	3045 301 R92	6-36
3044 626 R1	6-54	3045 034 R91	4-18	3045 134 R1	5-28	3045 302 R1	6-36
3044 627 R91	5-10	3045 035 R11	4-18	3045 134 R91	5-6	3045 308 R1	6-37
3044 628 R1	5-10	3045 038 R91	4-19	3045 135 R1	5-6	3045 309 R91	6-61
3044 628 R1	6-54	3045 049 R92	6-35	3045 135 R1	5-28	3045 310 R91	4-10
3044 629 R1	5-10	3045 055 R92	5-35	3045 136 R1	5-6	3045 311 R91	4-10
3044 630 R1	5-10	3045 066 R91	6-46	3045 136 R1	5-28	3045 312 R1	4-10
3044 630 R1	6-54	3045 066 R91	6-47	3045 137 R1	5-6	3045 313 R1	4-23
3044 631 R1	5-10	3045 067 R91	6-46	3045 137 R1	5-28	3045 314 R91	6-61
3044 631 R1	6-54	3045 067 R91	6-47	3045 138 R1	5-6	3045 315 R1	6-59
3044 632 R1	5-10	3045 086 R1	6-14	3045 138 R1	5-28	3045 316 R91	6-59
3044 632 R1	6-54	3045 086 R1	6-76	3045 139 R1	5-6	3045 317 R91	6-59
3044 633 R1	5-10	3045 087 R1	6-14	3045 139 R1	5-28	3045 318 R1	6-59
3044 634 R1	5-10	3045 087 R1	6-90	3045 140 R1	5-6	3045 320 R91	6-59
3044 634 R1	6-54	3045 088 R1	6-15	3045 140 R1	5-28	3045 321 R91	6-61
3044 635 R1	5-11	3045 088 R1	6-76	3045 141 R1	5-6	3045 322 R91	3-3
3044 636 R1	5-11	3045 088 R1	6-90	3045 141 R1	5-28	3045 322 R91	3-3
3044 636 R1	6-54	3045 089 R11	6-13	3045 142 R91	5-6	3045 322 R91	3-9



NUMERICAL INDEX

Part Number	Page	Part Number	Page	Part Number	Page	Part Number	Page
3045 323 R91	4-9	3045 653 R91	3-12	3046 119 R1	6-64	3047 229 R1	6-90
3045 324 R1	4-18	3045 654 R1	3-12	3046 122 R1	6-64	3047 230 R1	1-8
3045 325 R1	4-9	3045 655 R91	3-12	3046 127 R1	6-64	3047 230 R1	2-8
3045 326 R91	4-9	3045 658 R1	3-12	3046 128 R1	6-64	3047 235 R1	2-21
3045 327 R91	4-16	3045 659 R1	3-12	3046 129 R1	6-64	3047 244 R91	4-9
3045 330 R11	4-13	3045 660 R1	3-12	3046 131 R1	6-64	3047 246 R1	5-24
3045 331 R91	4-13	3045 661 R1	3-12	3046 132 R1	6-63	3047 278 R91	4-13
3045 338 R91	4-13	3045 662 R1	3-12	3046 133 R1	6-63	3047 294 R93	5-23
3045 339 R91	4-13	3045 663 R1	3-12	3046 134 R1	6-64	3047 295 R91	2-17
3045 346 R11	3-8	3045 664 R1	3-12	3046 137 R1	6-64	3047 323 R1	4-19
3045 348 R1	4-5	3045 665 R1	3-12	3046 363 R1	2-31	3047 325 R1	4-19
3045 349 R91	4-18	3045 666 R1	3-12	3046 364 R1	2-16	3047 331 R91	4-4
3045 354 R11	1-3	3045 772 R91	6-46	3046 364 R1	2-31	3047 332 R91	4-4
3045 493 R91	6-60	3045 773 R91	6-46	3046 381 R91	1-19	3047 333 R11	4-4
3045 494 R91	6-60	3045 774 R91	6-55	3046 381 R91	2-21	3047 334 R1	4-4
3045 495 R91	6-49	3045 780 R91	6-47	3046 382 R91	1-19	3047 335 R1	4-4
3045 508 R11	5-4	3045 828 R91	2-22	3046 388 R11	6-78	3047 338 R1	4-5
3045 508 R11	5-18	3045 830 R91	6-62	3046 390 R1	6-76	3047 338 R11	4-5
3045 508 R11	5-21	3045 831 R91	6-62	3046 390 R1	6-90	3047 339 R1	4-5
3045 509 R11	5-18	3045 836 R91	6-56	3046 707 R1	4-22	3047 340 R1	4-5
3045 510 R11	5-4	3045 851 R92	6-35	3046 707 R1	4-23	3047 341 R1	4-5
3045 510 R11	5-21	3045 852 R91	6-36	3046 707 R1	6-62	3047 342 R1	4-5
3045 511 R91	5-2	3045 854 R1	1-4	3046 707 R1	6-68	3047 343 R11	4-5
3045 523 R1	1-14	3045 854 R1	1-28	3046 898 R91	4-16	3047 343 R91	3-11
3045 527 R1	6-13	3045 854 R1	2-4	3046 977 R1	5-17	3047 344 R11	4-5
3045 528 R1	6-13	3045 854 R1	2-27	3047 106 R1	3-9	3047 375 R1	3-15
3045 529 R1	6-13	3045 856 R1	6-47	3047 107 R1	3-9	3047 376 R1	3-15
3045 530 R1	6-13	3045 892 R11	6-27	3047 108 R91	3-9	3047 377 R1	3-15
3045 532 R91	6-15	3045 892 R11	6-79	3047 109 R1	3-10	3047 378 R91	4-2
3045 576 R91	6-66	3045 893 R1	6-22	3047 110 R1	3-10	3047 379 R1	4-3
3045 580 R91	6-66	3045 894 R1	6-22	3047 111 R1	3-10	3047 380 R1	4-3
3045 581 R91	6-61	3045 894 R1	6-27	3047 112 R1	3-10	3047 381 R1	4-3
3045 581 R91	6-66	3045 895 R1	6-21	3047 113 R1	3-9	3047 382 R1	4-2
3045 582 R91	6-61	3045 895 R1	6-23	3047 114 R1	3-9	3047 390 R91	3-11
3045 582 R91	6-66	3045 896 R11	6-23	3047 115 R91	3-9	3047 391 R91	3-11
3045 610 R1	5-26	3045 897 R1	6-20	3047 116 R91	3-9	3047 392 R1	3-11
3045 639 R11	5-13	3046 102 R1	6-64	3047 133 R91	6-77	3047 394 R1	3-11
3045 647 R1	3-12	3046 103 R1	6-64	3047 181 R1	3-9	3047 395 R91	3-11
3045 648 R1	3-11	3046 112 R1	6-64	3047 182 R1	3-9	3047 458 R1	2-18
3045 649 R1	3-11	3046 113 R1	6-64	3047 226 R1	6-33	3047 459 R1	2-18
3045 650 R1	3-11	3046 114 R1	6-64	3047 227 R1	6-33	3047 460 R1	2-18
3045 651 R1	3-11	3046 115 R1	6-65	3047 228 R1	6-33	3047 461 R1	2-18
3045 652 R91	3-12	3046 116 R1	6-64	3047 229 R1	6-14	3047 462 R1	2-19



NUMERICAL INDEX

Part Number	Page	Part Number	Page	Part Number	Page	Part Number	Page
3047 463 R91	2-18	3047 507 R1	2-19	3047 607 R1	2-16	3045 126 R91	6-55
3047 464 R91	2-18	3047 508 R1	2-19	3047 624 R1	3-6	3048 129 R91	6-55
3047 465 R91	2-19	3047 510 R1	2-31	3047 632 R91	3-3	3048 132 R1	6-46
3047 466 R1	2-19	3047 511 R91	2-31	3047 647 R1	3-12	3048 241 R91	3-33
3047 467 R1	2-18	3047 512 R1	2-31	3047 648 R1	3-12	3048 245 R91	3-33
3047 467 R1	2-19	3047 513 R1	2-31	3047 651 R1	5-15	3048 249 R91	6-60
3047 468 R1	2-18	3047 514 R1	2-31	3047 686 R91	4-51	3048 250 R91	6-60
3047 469 R91	2-19	3047 515 R1	2-31	3047 687 R91	4-51	3048 257 R91	4-10
3047 470 R1	2-20	3047 516 R1	2-31	3047 688 R1	4-51	3048 258 R91	4-10
3047 471 R1	2-20	3047 517 R91	2-31	3047 689 R1	4-51	3048 259 R1	4-10
3047 472 R1	2-20	3047 518 R1	2-31	3047 690 R1	4-51	3048 260 R1	6-55
3047 473 R1	2-20	3047 519 R1	2-31	3047 691 R1	4-51	3048 261 R1	6-64
3047 474 R1	2-20	3047 520 R1	2-31	3047 692 R1	4-51	3048 262 R1	6-55
3047 475 R1	2-20	3047 521 R1	2-31	3047 693 R1	5-14	3048 263 R91	6-55
3047 476 R1	2-19	3047 522 R1	2-31	3047 696 R11	3-34	3048 264 R91	6-55
3047 477 R1	2-20	3047 523 R1	2-31	3047 696 R11	3-36	3048 265 R91	6-55
3047 478 R1	2-19	3047 524 R91	2-31	3047 698 R1	3-25	3048 289 R1	2-14
3047 479 R1	2-19	3047 525 R91	2-31	3047 698 R1	3-26		
3047 480 R1	2-20	3047 526 R1	2-31	3047 699 R91	6-47	3048 314 R1	6-52
3047 481 R1	2-20	3047 527 R1	2-31	3047 700 R11	6-47	3048 403 R1	5-17
3047 482 R1	2-20	3047 528 R1	2-31	3047 701 R91	6-47	3048 404 R11	6-17
3047 483 R91	2-19	3047 530 R91	6-35	3047 702 R91	6-47	3048 404 R11	6-29A
3047 484 R1	2-19	3047 538 R1	6-35	3047 703 R1	6-48	3048 413 R91	5-28
3047 485 R1	2-19	3047 539 R11	6-35	3047 703 R11	6-48	3048 414 R91	5-28
3047 486 R1	2-19	3047 541 R11	6-35	3047 704 R1	6-48	3048 416 R1	5-28
3047 487 R1	2-19	3047 543 R11	6-35	3047 704 R11	6-48	3048 450 R91	6-64
3047 488 R1	2-19	3047 546 R1	6-35	3047 705 R1	6-48	3048 451 R91	6-51
3047 489 R1	2-19	3047 555 R91	6-41	3047 705 R11	6-48	3048 452 R91	6-52
3047 490 R1	2-19	3047 556 R1	6-41	3047 707 R1	6-48	3048 453 R91	6-52
3047 490 R1	2-20	3047 572 R92	4-7	3047 708 R1	6-48	3048 454 R91	6-52
3047 491 R1	2-19	3047 573 R1	4-19	3047 709 R1	6-48	3048 455 R91	6-52
3047 492 R1	2-19	3047 573 R1	6-72	3047 710 R1	6-48	3048 456 R91	6-52
3047 493 R1	2-19	3047 574 R1	4-20	3047 711 R91	6-48	3048 460 R1	6-52
3047 494 R1	2-19	3047 575 R1	4-47	3047 711 R91	6-48	3048 461 R1	6-52
3047 495 R1	2-19	3047 575 R1	4-47	3047 747 R91	6-12	3048 467 R1	2-19
3047 496 R1	2-19	3047 576 R1	4-47	3047 748 R91	6-13	3048 468 R1	2-18
3047 497 R1	2-19	3047 584 R11	6-75	3047 749 R91	6-13	3048 469 R1	2-18
3047 498 R1	2-20	3047 584 R11	6-91	3047 750 R1	6-12	3048 477 R1	6-64
3047 499 R1	2-19	3047 592 R1	6-90	3047 838 R1	6-90	3048 478 R1	6-64
3047 500 R1	2-19	3047 593 R1	6-91	3047 839 R1	6-62	3048 479 R1	6-64
3047 501 R1	2-20	3047 594 R11	6-78	3047 842 R1	5-27	3048 480 R1	6-64
3047 505 R1	2-18	3047 600 R1	6-12	3047 842 R1	6-79	3048 481 R1	6-64
3047 506 R1	2-18	3047 601 R1	6-13	3048 125 R91	6-9	3048 482 R1	6-64



NUMERICAL INDEX

Part Number	Page	Part Number	Page	Part Number	Page	Part Number	Page
3048 483 R1	6-64	3048 593 R1	6-77	3048 711 R1	6-84	3048 767 R91	6-29A
3048 484 R1	6-64	3048 594 R1	6-77	3048 712 R1	6-85	3048 775 R92	6-88
3048 485 R1	6-64	3048 686 R91	6-75	3048 713 R1	6-83	3048 796 R91	1-17
3048 486 R1	6-63	3048 690 R91	6-75	3048 713 R11	6-83	3048 824 R1	6-79
3048 487 R91	6-64	3048 691 R1	6-75	3048 714 R1	6-84	3048 825 R1	6-79
3048 488 R1	6-63	3048 692 R1	6-76	3048 715 R1	6-85	3048 826 R1	6-79
3048 489 R1	6-63	3048 693 R1	6-79	3048 715 R11	6-85	3048 828 R91	3-15
3048 490 R1	6-64	3048 693 R1	6-81	3048 716 R1	6-85	3048 829 R91	3-15
3048 491 R1	6-64	3048 693 R11	6-79	3048 716 R11	6-85	3048 830 R91	3-15
3048 492 R91	6-65	3048 693 R11	6-81	3048 717 R1	6-85	3048 831 R91	3-15
3048 493 R1	6-65	3048 694 R91	6-79	3048 718 R1	6-85	3048 835 R91	6-60
3048 494 R1	6-65	3048 694 R91	6-81	3048 719 R1	6-85	3048 837 R91	6-60
3048 495 R1	6-65	3048 695 R1	6-79	3048 720 R1	6-85	3048 840 R91	4-51
3048 496 R1	6-64	3048 695 R1	6-81	3048 721 R1	6-85	3048 865 R91	6-44
3048 497 R1	6-64	3048 696 R1	6-79	3048 722 R1	6-85	3048 866 R91	4-20
3048 498 R91	6-65	3048 696 R1	6-81	3048 722 R11	6-85	3048 866 R91	6-44
3048 499 R1	6-65	3048 697 R1	6-79	3048 725 R1	6-85	3048 867 R91	6-41
3048 500 R1	6-65	3048 697 R1	6-81	3048 726 R1	6-85	3048 867 R91	6-43
3048 501 R1	6-65	3048 698 R1	6-79	3048 726 R11	6-85	3048 868 R91	4-48
3048 502 R1	6-65	3048 698 R1	6-81	3048 727 R1	6-88	3048 868 R91	6-43
3048 503 R1	6-65	3048 699 R1	6-80	3048 728 R1	6-76	3048 906 R11	6-31B
3048 504 R1	6-65	3048 699 R11	6-80	3048 729 R1	6-76	3048 908 R91	6-31B
3048 505 R1	6-65	3048 700 R1	6-82	3048 730 R1	6-85	3048 912 R1	6-31B
3048 506 R1	6-65	3048 700 R1	6-93	3048 731 R1	6-84	3048 985 R1	5-14
3048 507 R1	6-63	3048 700 R11	6-82	3048 735 R1	6-84	3049 001 R1	6-31B
3048 508 R1	6-63	3048 701 R91	6-79	3048 736 R1	6-76	3049 002 R91	6-30
3048 509 R1	6-65	3048 701 R91	6-80	3048 737 R1	6-76	3049 003 R91	6-31B
3048 528 R91	4-29	3048 702 R91	6-79	3048 738 R91	6-83	3049 004 R1	6-92
3048 529 R91	4-29	3048 702 R91	6-81	3048 739 R91	6-83	3049 005 R1	6-92
3048 530 R91	4-29	3048 702 R91	6-84	3048 740 R91	6-83	3049 005 R11	6-92
3048 531 R1	4-29	3048 702 R91	6-93	3048 741 R91	6-83	3049 007 R1	6-92
3048 531 R1	6-77	3048 703 R1	6-87	3048 742 R2	6-88	3049 008 R1	6-92
3048 532 R1	4-29	3048 703 R11	6-87	3048 743 R21	6-88	3049 018 R91	6-91
3048 533 R1	4-29	3048 704 R91	6-79	3048 744 R21	6-88	3049 026 R1	5-13
3048 533 R1	6-77	3048 704 R91	6-81	3048 748 R2	6-88	3049 064 R91	6-4A
3048 534 R1	4-29	3048 705 R1	6-87	3048 753 R1	6-84	3049 065 R91	6-4B
3048 534 R1	6-77	3048 706 R1	6-84	3048 756 R91	6-84	3049 066 R91	6-4B
3048 535 R1	4-29	3048 706 R11	6-86	3048 757 R91	6-82	3049 067 R1	6-4B
3048 535 R1	6-77	3048 707 R91	6-86	3048 757 R91	6-84	3049 082 R91	4-40
3048 589 R91	6-77	3048 708 R1	6-84	3048 758 R91	6-85	3049 087 R1	5-24
3048 590 R91	6-78	3048 708 R11	6-84	3048 759 R91	6-85	3049 088 R91	5-26
3048 591 R91	6-78	3048 709 R1	6-84	3048 764 R1	6-87	3049 090 R91	5-24
3048 592 R1	6-77	3048 709 R1	6-92	3048 766 R1	6-80	3049 105 R1	6-88



NUMERICAL INDEX

Part Number	Group and Page No.	Part Number	Group and Page No.	Part Number	Group and Page No.	Part Number	Group and Page No.
3049 108 R1	6-88	ST 269 A	6-22				
3049 109 R1	6-88	ST 269 A	6-24				
3049 111 R1	1-15	ST 269 H	6-27				
3049 117 R1	6-88	ST 289	2-13				
3049 142 R91	5-27	ST 506	2-13				
3049 149 R91	6-24	SA 3 442	4-49				
3049 149 R91	6-27						
3049 149 R91	6-82						
3049 149 R91	6-93	V					
3049 150 R91	6-24						
3049 150 R91	6-27	11 002 VA	3-13				
3049 150 R91	6-82						
3049 150 R91	6-93						
3049 380 R91	6-76	W					
3049 382 R1	1-4						
3049 383 R1	6-47	W 6 652	4-41				
3049 383 R91	6-11						
3049 394 R91	6-11						
3049 395 R91	6-11						
3049 396 R91	6-11						
3049 397 R91	6-11						
3049 468 R1	4-13						
3049 477 R1	3-19						
3049 604 R91	2-4						
3049 605 R91	2-4						
3049 607 R1	2-4						
3049 608 R1	2-6						
3049 609 R1	2-6						
3049 610 R1	2-6						
3049 611 R1	2-6						
3049 625 R1	6-54						
3049 626 R1	6-54						
3049 627 R91	6-54						
3049 628 R1	6-54						
3049 629 R91	6-54						
3049 759 R91	6-86						
3060 195 R1	6-62						
3060 303 R1	3-24						
3060 304 R1	3-24						
3085 087 R1	6-76						
S							
ST 269 A	6-20						



**INTERNATIONAL
HARVESTER**

**Order  Parts
for Replacements**

Satisfactory and efficient service in the operation of any machine is endangered by the use of inferior parts, as cheap parts invariably mean short life and high cost.

If parts could be manufactured at a lower cost and sold at lower prices without sacrificing quality, this would be done. The right material for the purpose and the knowledge acquired through many years of manufacturing enables International Harvester to produce quality that will not be found in "will fit" parts.